



ETA-Danmark A/S
Göteborg Plads 1
DK-2150 Nordhavn
Tel. +45 72 24 59 00
Internet www.etadanmark.dk

Authorised and notified according
to Article 29 of the Regulation (EU)
No 305/2011 of the European
Parliament and of the Council of 9
March 2011

MEMBER OF EOTA



European Technical Assessment ETA-20/1067 of 2021-12-13

I General Part

Technical Assessment Body issuing the ETA and designated according to Article 29 of the Regulation (EU) No 305/2011: ETA-Danmark A/S

**Trade name of the
construction product:**

fischer FCPS Coated Panel System

**Product family to which the
above construction product
belongs:**

Fire Stopping, Fire Sealing & Fire Protective Products.
Fire Retardant Products

Manufacturer:

fischerwerke GmbH & Co. KG
Klaus-Fischer-Straße 1
72178 Waldachtal
Germany

Manufacturing plant:

E/089

**This European Technical
Assessment contains:**

178 pages including 2 annexes which form an
integral part of the document

**This European Technical
Assessment is issued in
accordance with Regulation
(EU) No 305/2011, on the
basis of:**

EAD 350454-00-1104 Firestopping and fire sealing
products, Penetration Seals

This version replaces:

The previous ETA with the same number and issued
on 2020-12-11

Translations of this European Technical Assessment in other languages shall fully correspond to the original issued document and should be identified as such.

Communication of this European Technical Assessment, including transmission by electronic means, shall be in full. However, partial reproduction may be made, with the written consent of the issuing Technical Assessment Body. Any partial reproduction has to be identified as such.

II SPECIFIC PART OF THE EUROPEAN TECHNICAL ASSESSMENT

1 Technical description of the product

fischer FCPS Coated Panel System is a coated mineral wool batt used to reinstate the fire resistance performance of wall constructions where they have been provided with apertures for the penetration of single or multiple services.

fischer FCPS Coated Panel System is supplied coated on both faces. The batt is then cut, and friction fit into the aperture, prior to being inserted into the aperture in the wall.

fischer FCPS Coated Panel System are either 50 mm thick and supplied in overall dimensions 1200 mm x 600 mm with a density of 140 kg.m³ or 60 mm thick and supplied in overall dimensions 1200 mm x 600 mm with a density of 140 kg.m³ and are coated to one face only.

fischer FiAM Intumescent Acoustic Mastic is required to seal all joints and junctions during the sealing process. Fischer FiAM Intumescent Acoustic Mastic is subject to a separate ETA referenced ETA-20/1064 and ETA-20/1065.

fischer FiGM Intumescent Graphite Mastic is required to seal around specific services (See Annex B). fischer FiGM Intumescent Graphite Mastic is subject to a separate ETA referenced ETA-20/1105.

2 Specification of the intended use in accordance with the applicable European Assessment Document (hereinafter EAD)

The intended use of fischer FCPS Coated Panel System is to reinstate the fire resistance performance of rigid and flexible wall constructions where they are penetrated by various cables and metallic pipes.

The specific elements of construction that the system fischer FCPS Coated Panel System may be used to provide a penetration seal in, are as follows:

Rigid Walls:

The wall must have a minimum thickness of 150 mm and comprise concrete, aerated concrete or masonry, with a minimum density of 650 kg/m³.

The wall must have a minimum thickness of 100 mm and comprise concrete, aerated concrete or masonry, with a minimum density of 650 kg/m³.

Flexible Walls:

The wall must have a minimum thickness of 75 mm and comprise timber or steel studs lined on both faces with minimum 2 layers of 12.5 mm thick, 'Type F' Gypsum boards according to EN 520. In timber stud walls, the cavity must be closed between the penetration seal and the stud and minimum 100 mm of insulation of class A1 or A2 according to EN 13501-1, is provided within the cavity between the penetration seal and the stud.

The supporting construction must be classified in accordance with EN 13501-2 for the required fire resistance period.

The fischer FCPS Coated Panel System may be used to provide a penetration seal with pipes and cables, and cable trays and ladders (for details see Annex B).

The total amount of cross section of services (including insulation) should not exceed 60% of the penetration area.

The minimum permitted separation between adjacent seals/apertures is 200 mm.

Pipes and cables do not have to be installed singular.

The use category of the fischer FCPS Coated Panel System is Type Z₁: Intended for use in internal conditions with humidity equal to or higher than 85% RH excluding temperatures below 0°C, without exposure to rain or UV.

The provisions made in this European Technical Assessment are based on an assumed intended working life of the batts of 25 years, provided that the conditions laid down in the product data sheet for the packaging/transport/storage/installation/use/repair are met.

The indications given on the intended working life cannot be interpreted as a guarantee given by the producer or the Technical Assessment Body but are to be regarded only as a means for selecting the appropriate products in relation to the expected economically reasonable working life of the works.

3 Performance of the product and references to the methods used for its assessment.

Characteristic	Assessment of characteristic																																																	
3.1 Safety in case of fire (BWR 2) Reaction to fire Resistance to fire	No performance assessed See Annex B																																																	
3.2 Safety in case of fire (BWR 2) Air permeability	<table><tr><th rowspan="2">Pressure (Pa)</th><th colspan="2">Results under positive chamber pressure</th><th colspan="2">Results under negative chamber pressure</th></tr><tr><th>Leakage (m³/h)</th><th>Leakage (m³/m²/h)</th><th>Leakage (m³/h)</th><th>Leakage (m³/m²/h)</th></tr><tr><td>50</td><td>0.6</td><td>0.8</td><td>1.1</td><td>1.5</td></tr><tr><td>100</td><td>1.0</td><td>1.4</td><td>1.3</td><td>1.8</td></tr><tr><td>150</td><td>2.8</td><td>3.9</td><td>1.5</td><td>2.1</td></tr><tr><td>200</td><td>3.8</td><td>5.3</td><td>1.9</td><td>2.6</td></tr><tr><td>250</td><td>4.5</td><td>6.3</td><td>2.0</td><td>2.8</td></tr><tr><td>300</td><td>5.0</td><td>6.9</td><td>2.4</td><td>3.3</td></tr><tr><td>450</td><td>5.1</td><td>7.1</td><td>1.9</td><td>2.6</td></tr><tr><td>600</td><td>6.7</td><td>9.3</td><td>2.2</td><td>3.1</td></tr></table>	Pressure (Pa)	Results under positive chamber pressure		Results under negative chamber pressure		Leakage (m³/h)	Leakage (m³/m²/h)	Leakage (m³/h)	Leakage (m³/m²/h)	50	0.6	0.8	1.1	1.5	100	1.0	1.4	1.3	1.8	150	2.8	3.9	1.5	2.1	200	3.8	5.3	1.9	2.6	250	4.5	6.3	2.0	2.8	300	5.0	6.9	2.4	3.3	450	5.1	7.1	1.9	2.6	600	6.7	9.3	2.2	3.1
Pressure (Pa)	Results under positive chamber pressure		Results under negative chamber pressure																																															
	Leakage (m³/h)	Leakage (m³/m²/h)	Leakage (m³/h)	Leakage (m³/m²/h)																																														
50	0.6	0.8	1.1	1.5																																														
100	1.0	1.4	1.3	1.8																																														
150	2.8	3.9	1.5	2.1																																														
200	3.8	5.3	1.9	2.6																																														
250	4.5	6.3	2.0	2.8																																														
300	5.0	6.9	2.4	3.3																																														
450	5.1	7.1	1.9	2.6																																														
600	6.7	9.3	2.2	3.1																																														
Water permeability Content, emission and/or release of dangerous substances	No performance assessed All dangerous chemical substances are below the classification limits of 67/548/EEC*																																																	
3.3 Safety and accessibility in use (BWR4) Mechanical resistance and stability Resistance to impact/movement Adhesion Durability	No performance assessed No performance assessed No performance assessed Use category: Type Z ₁																																																	
3.4 Protection against noise (BWR5) Airborne sound insulation	R _w (C; C _{tr}) = 24(-2; -3) dB																																																	
3.5 Energy economy and heat retention (BWR6) Thermal properties Water vapour permeability	No performance assessed No performance assessed																																																	

See additional information in section 3.6-3.7

*) In addition to the specific clauses relating to dangerous substances contained in this European technical Assessment, there may be other requirements applicable to the products falling within its scope (e.g., transposed European legislation and national laws, regulations and administrative provisions). In order to meet the provisions of the Construction Products Regulation, these requirements need also to be complied with, when and where they apply.

3.6 Methods of verification

The assessment of fischer FCPS Coated Panel System for the declared intended use has been made in accordance with EAD 350454-00-1104 Firestopping and fire sealing products, Penetration Seals.

3.7 General aspects related to the fitness for use of the product.

The European Technical Assessment is issued for the product based on agreed data/information, deposited with ETA-Danmark, which identifies the product that has been assessed and judged. Changes to the product or production process, which could result in this deposited data/information being incorrect, should be notified to ETA-Danmark before the changes are introduced. ETA-Danmark will decide if such changes affect the ETA and consequently the validity of the CE marking based on the ETA and if so whether further assessment or alterations to the ETA, shall be necessary.

The fischer FCPS Coated Panel System for firestopping and fire sealing purposes are manufactured in accordance with the provisions of this European Technical Assessment using the manufacturing processes as identified in the inspection of the plant by the notified inspection body and laid down in the technical documentation.

4 Attestation and verification of constancy of performance (hereinafter AVCP) system applied, with reference to its legal base.


4.1 AVCP system

According to the decision 1999/454/EC of the European Commission, the system of assessment and verification of constancy of performance (see Annex V to Regulation (EU) No 305/2011) is: **1.**

5 Technical details necessary for the implementation of the AVCP system, as foreseen in the applicable EAD.

Technical details necessary for the implementation of the AVCP system are laid down in the control plan deposited at ETA-Danmark prior to CE marking.

Issued in Copenhagen on 2021-12-13 by



Thomas Bruun
Managing Director, ETA-Danmark

Annex A

Field of application for resistance to fire

fischer FCPS Coated Panel System has been tested in accordance with BS EN 1366-3: 2009 based upon the test results and the field of direct application specified within EN 1366-3: 2009, the fischer FCPS Coated Panel System has been classified in accordance with EN 13501-2, as given in Annex B:

The seals may only be penetrated by the services described in Annex B; other parts or support constructions must not penetrate the seal.

The service support construction must be fixed to the building element containing the penetration seal or a suitable adjacent building element, in such a manner that in the case of fire, no additional load is imposed on the seal. Furthermore, it is assumed that the unexposed face support is maintained for the required period of fire resistance.

Pipes must be perpendicular to the seal surface.

It is assumed that compressed air systems are switched off by other means in the case of fire.

The function of the pipe seal in case of pneumatic dispatch systems, pressurised air systems etc. is guaranteed only when the systems are shut off in case of fire.

The assessment does not cover the avoidance of destruction of the seal or of the abutting building element(s) by forces caused by temperature changes in case of fire. This has to be considered when designing the piping system.

The assessment does not address any risks associated with leakage of dangerous liquids or gases caused by failure of the pipe(s) in case of fire.

The durability assessment does not take account of the possible effect of substances permeating through the pipe on the penetration seal.

Annex B

Resistance to Fire Classification of fischer FCPS Coated Panel System

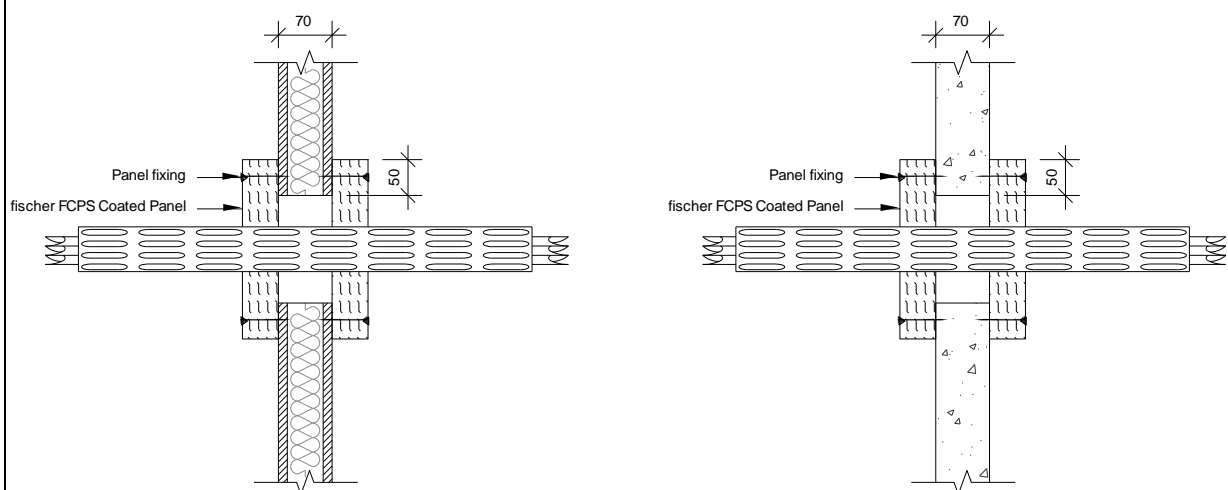
B1 fischer FCPS Coated Panel System Penetration Seal in Flexible or Rigid Walls min. 70 mm thick

B1.1 fischer Single Layer (50mm both sides) fischer FCPS Coated Panel System
Pattress Install Penetration Seal

B1.1.1 Cables and Conduits Penetrations

Construction details:

- Single layer of fischer FCPS Coated Panel System pattress installed both sides of the wall.
- Max. Aperture size 570mm wide x 200mm high
- Pattress installation of fischer FCPS Coated Panel System.
- The fischer FCPS Coated Panel System are installed in horizontal rows and fixed in minimum two vertical edges. Overlap of batts to substrate min 50mm. Batt mechanically fixed to substrate with min 6mm x 80mm steel screws and steel retaining washer. Fixings installed at max 300mm centers.
- First service support 1025mm from both faces of the substrate

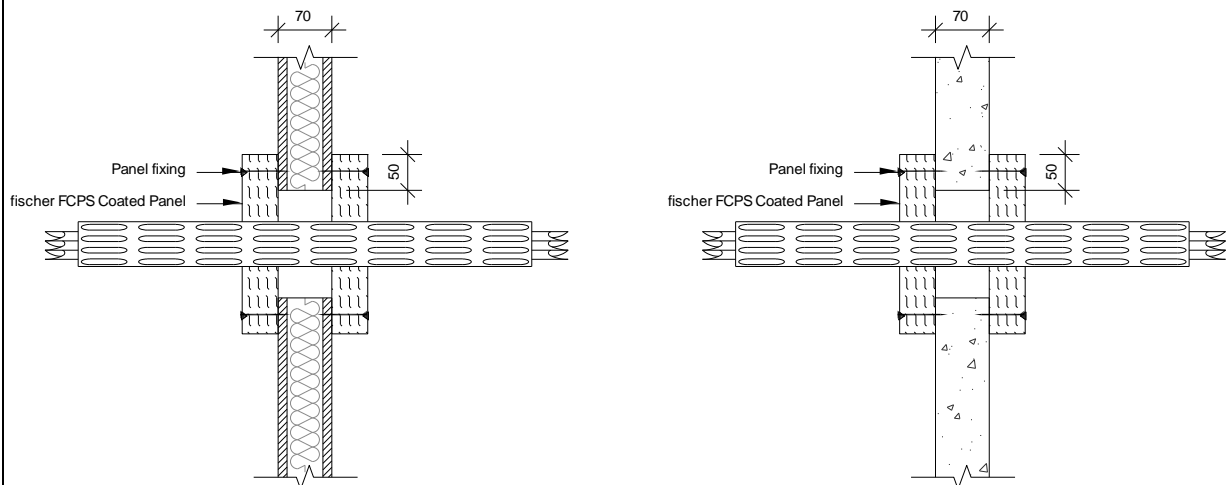


Service(s)	Classification
500mm wide x 60mm deep steel cable basket containing 3 x type 'B' cable and 20 x bundle of telecoms cables	EI90
500mm wide x 60mm deep steel cable tray containing 1 x type 'B' cable, 3 x type 'A1' cable, 3 x type 'A2' cable, and 3 x type 'A3' cable	

Service(s)	Classification
20mm dia Adaptaflex SPL20 flexible conduit	EI90 EI60
20mm dia Kopex KSU 316 stainless steel flexible conduit	
150mm wide x 60mm deep steel cable tray containing 4 x FP200 Gold (Firealarm cable 7mm dia red) Cables	

Construction details:

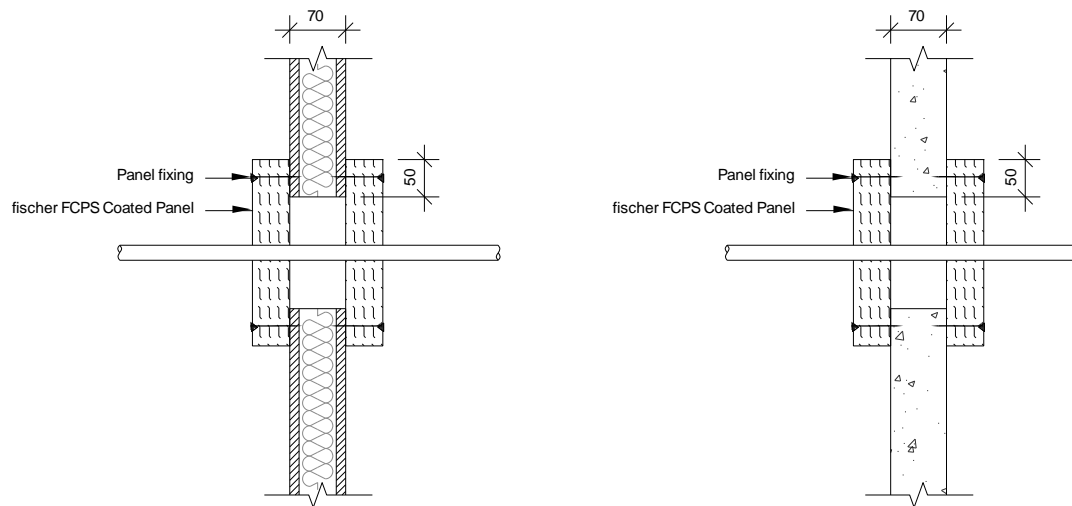
- Single layer of fischer FCPS Coated Panel System pattress installed both sides of the wall.
- Max. Aperture size 570mm wide x 200mm high
- Pattress installation of fischer FCPS Coated Panel System.
- The Batts are installed in horizontal rows and fixed on all edges.
- Overlap of batts to substrate min 50mm.
- Batts mechanically fixed to substrate with min 6mm x 80mm steel screws and steel retaining washer.
- Fixings installed at max 300mm centers.



Service(s)	Classification
500mm wide x 60mm deep steel cable basket containing 3 x type 'B' cable and 20 x bundle of telecoms cables	EI90
500mm wide x 60mm deep steel cable tray containing 1 x type 'B' cable, 3 x type 'A1' cable, 3 x type 'A2' cable, and 3 x type 'A3' cable	

Construction details:

- Single layer of fischer FCPS Coated Panel System pattress installed both sides of the wall.
- Max. Aperture size 570mm wide x 200mm high
- Pattress installation of fischer FCPS Coated Panel System.
- The Batts are installed in horizontal rows and fixed on all edges.
- Overlap of batts to substrate min 50mm.
- Batts mechanically fixed to substrate with min 6mm x 80mm steel screws and steel retaining washer.
- Fixings installed at max 300mm centers.



Service(s)	Classification
20mm dia Adaptaflex SPL20 flexible conduit	EI90
20mm dia Kopex KSU 316 stainless steel flexible conduit	
150mm wide x 60mm deep steel cable tray containing 4 x FP200 Gold (Firealarm cable 7mm dia red) Cables	E 90 EI 60

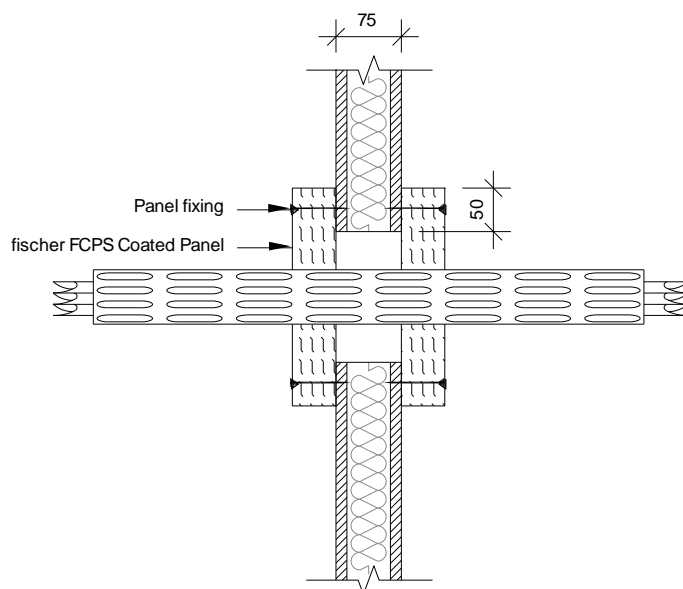
B2 fischer FCPS Coated Panel System Penetration Seal in Flexible Walls 75 mm thick

B2.1 fischer Single Layer (50mm) fischer FCPS Coated Panel System Penetration Seal B

2.1.1 Electrical Cables

Construction details:

- Single layer of fischer FCPS Coated Panel System (50mm) installed internally within the wall.
- Max. Aperture size 570mm wide x 200mm high
- First service support 250mm from both faces of the substrate.
- Pattress installation of fischer FCPS Coated Panel System.
- The Batts are installed in horizontal rows and fixed in minimum two vertical edges.
- Overlap of batts to substrate min 50mm.
- Batts mechanically fixed to substrate with min 6mm x 80mm steel screws and steel retaining washer.
- Fixings installed at max 300mm centers



Service(s)	Classification
500mm wide x 60mm deep steel cable basket containing 3 x type 'B' cable and 20 x bundle of telecoms cables	EI 90
500mm wide x 60mm deep steel cable tray containing 1 x type 'B' cable, 3 x type 'A1' cable, 3 x type 'A2' cable, and 3 x type 'A3' cable	

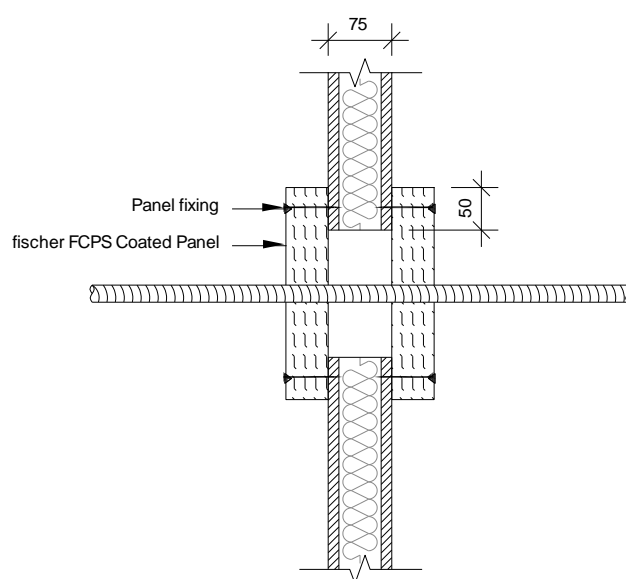
B3 fischer FCPS Coated Panel System Penetration Seal in Flexible Walls 75 mm thick

B3.1 fischer Single Layer (50mm) fischer FCPS Coated Panel System Penetration Seal

B 3.1.1 Electrical Cables and Conduits

Construction details:

- Single layer of fischer FCPS Coated Panel System (50mm) installed internally within the wall.
- Max. Aperture size 200mm wide x 200mm high
- Pattress installation of fischer FCPS Coated Panel System.
- The Batts are installed in horizontal rows and fixed in minimum two vertical edges.
- Overlap of batts to substrate min 50mm.
- Batts mechanically fixed to substrate with min 6mm x 80mm steel screws and steel retaining washer.
- Fixings installed at max 300mm centers



Service(s)	Classification
20mm dia Adaptaflex SPL20 flexible conduit	EI 90
20mm dia Kopex KSU 316 stainless steel flexible conduit	
150mm wide x 60mm deep steel cable tray	
4x FP200 Gold (Firealarm cable 7mm dia red) Cables	E90 EI 60

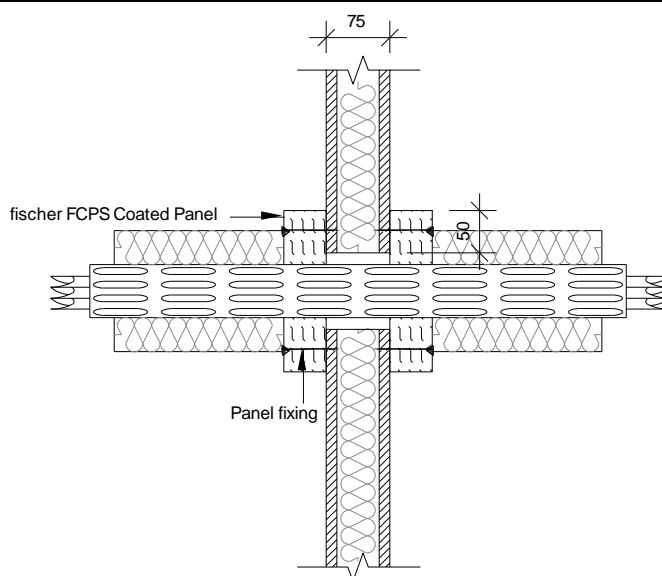
B4 fischer FCPS Coated Panel System Penetration Seal in Flexible Walls 75 mm thick

B4.1 fischer Single Layer (50mm) fischer FCPS Coated Panel System Penetration Seal

B 4.1.1 Electrical Cables and Cable Trunking

Construction details:

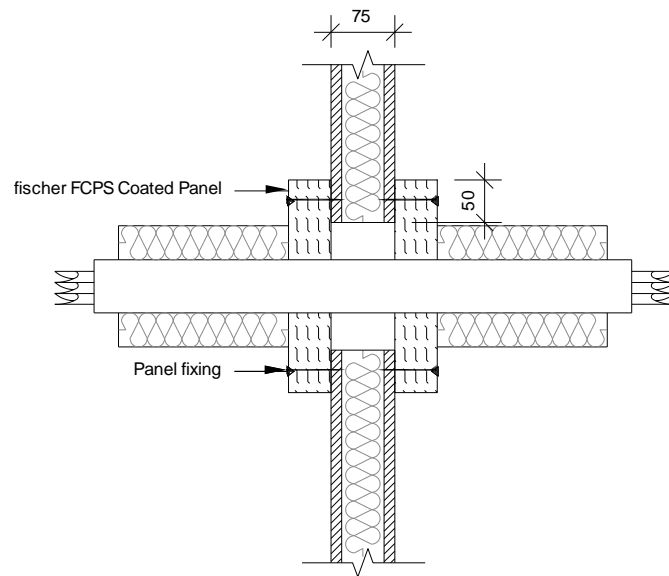
- Single layer of fischer FCPS Coated Panel System (50mm) installed internally within the wall.
- Max. Aperture size 70mm wide x 70mm high
- Pattress installation of fischer FCPS Coated Panel System.
- The Batts are installed in horizontal rows and fixed in minimum two vertical edges.
- Overlap of batts to substrate min 50mm.
- Batts mechanically fixed to substrate with min 6mm x 80mm steel screws and steel retaining washer.
- Fixings installed at max 300mm centers



Service(s)	Classification
50mm x 50mm Insulated steel cable trunking, Stone Wool 40mm thick, 45kg/m ³ (LI 400mm). fischer intumescent Pillow FIP tightly fitted around the cables in the section of trunking within the depth of the partition.	EI 60 U/U
Cables 1xA1, 1xA2, 1xA3	EI 60
Cables 1xA1	
Cables 1xA2	
Cables 1xA3	

Construction details:

- Single layer of fischer FCPS Coated Panel System (50mm) installed internally within the wall.
- Max. Aperture size 170mm wide x 170mm high
- Pattern installation of fischer FCPS Coated Panel System.
- The Batts are installed in horizontal rows and fixed in minimum two vertical edges.
- Overlap of batts to substrate min 50mm.
- Batts mechanically fixed to substrate with min 6mm x 80mm steel screws and steel retaining washer.
- Fixings installed at max 300mm centers



Service(s)	Classification
150mm x 150mm Insulated steel cable trunking, Stone Wool 40mm thick, 45kg/m ³ (LI 400mm). fischer intumescent Pillow FiP tightly fitted around the cables in the section of trunking within the depth of the partition.	EI 60 U/U
Cables 1xB1, 1xC1, 1xG1, 1xG2	EI 60
Cables 1xB1	
Cables 1xC1	
Unsheathed electrical cables 0-24 mm dia	

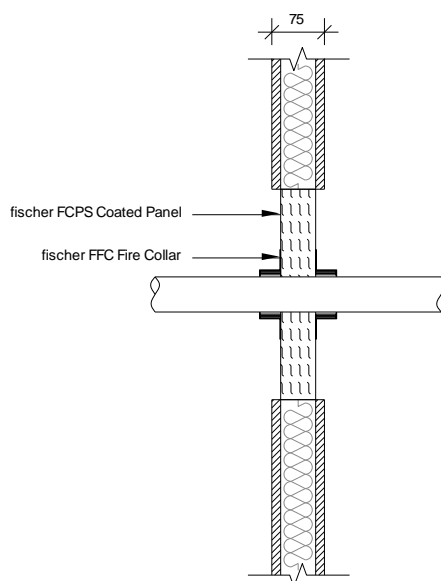
B5 fischer FCPS Coated Panel System Penetration Seal in Flexible Walls 75 mm thick

B5.1 fischer Single Layer (50mm) fischer FCPS Coated Panel System Penetration Seal

B 5.1.1 Plastic Pipes

Construction details:

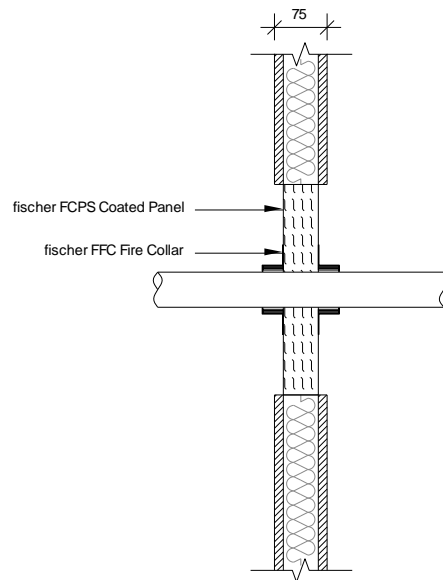
- Single layer of fischer FCPS Coated Panel System (50mm) Plastic Pipes
- Max. Aperture size 600mm wide x 600mm high
- Penetrations positioned as per option 1 or 2 below, 0 mm distance between services and 50 mm to edge of seal.
- Collars secured both faces of the substrate utilizing 80mm long steel pig tail screw through to fischer FCPS Coated Panel System



Penetration Specification	FFC Collar	Classification
PVC Pipe 32mm Ø, 1.8mm wall thickness	32 mm	EI 60 U/C
PVC Pipe 40mm Ø, 1.8mm wall thickness	40 mm	
PVC Pipe 50mm Ø, 1.8mm wall thickness	50 mm	
PVC Pipe 55mm Ø, 1.8-2.3mm wall thickness	55 mm	
PVC Pipe 63mm Ø, 2.3-3mm wall thickness	63 mm	
PVC Pipe 75mm Ø, 3.1-4.8mm wall thickness	75 mm	
PVC Pipe 82mm Ø, 3.1-4.8mm wall thickness	82 mm	
PVC Pipe 90mm Ø, 4.2-7.4mm wall thickness	90 mm	
PVC Pipe 100mm Ø, 4.2-7.4mm wall thickness	100 mm	
PVC Pipe 110mm Ø, 4.2-7.4mm wall thickness	110 mm	
PVC Pipe 125mm Ø, 6mm wall thickness	125 mm	
PVC Pipe 140mm Ø, 6.1-7.5mm wall thickness	140 mm	

Construction details:

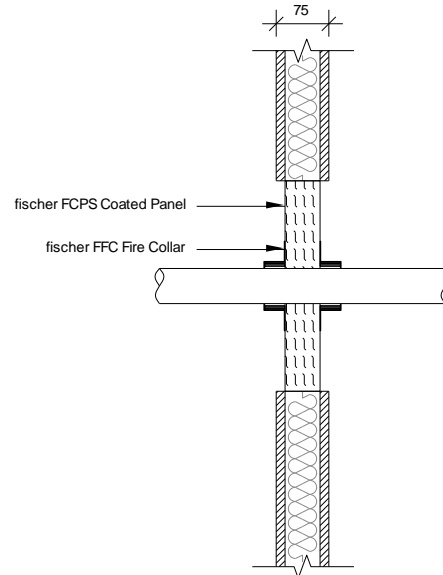
- Single layer of fischer FCPS Coated Panel System (50mm) Plastic Pipes
- Max. Aperture size 600mm wide x 600mm high
- Penetrations positioned as per option 1 or 2 below, 0 mm distance between services and 50 mm to edge of seal.
- Collars secured both faces of the substrate utilizing 80mm long steel pig tail screw through to fischer FCPS Coated Panel System



Penetration Specification	FFC Collar	Classification
PVC Pipe 32mm Ø, 2.9mm wall thickness	32 mm	EI 60 U/C
PVC Pipe 40mm Ø, 2.9mm wall thickness	40 mm	
PVC Pipe 50mm Ø, 2.9mm wall thickness	50 mm	
PVC Pipe 55mm Ø, 2.9-4.4mm wall thickness	55 mm	
PVC Pipe 63mm Ø, 2.9-4.4mm wall thickness	63 mm	
PVC Pipe 75mm Ø, 2.8-6.7mm wall thickness	75 mm	
PVC Pipe 82mm Ø, 2.8-6.7mm wall thickness	82 mm	
PVC Pipe 90mm Ø, 2.7-10mm wall thickness	90 mm	
PVC Pipe 100mm Ø, 2.7-10mm wall thickness	100 mm	
PVC Pipe 110mm Ø, 2.7-10mm wall thickness	110 mm	
PVC Pipe 125mm Ø, 3.1mm wall thickness	125 mm	
PVC Pipe 140mm Ø, 3.9-5.8mm wall thickness	140 mm	
PVC Pipe 160mm Ø, 4.9-9.5mm wall thickness	160 mm	

Construction details:

- Single layer of fischer FCPS Coated Panel System (50mm) Plastic Pipes
- Max. Aperture size 600mm wide x 600mm high
- Penetrations positioned as per option 1 or 2 below, 0 mm distance between services and 50 mm to edge of seal.
- Collars secured both faces of the substrate utilizing 80mm long steel pig tail screw through to fischer FCPS Coated Panel System

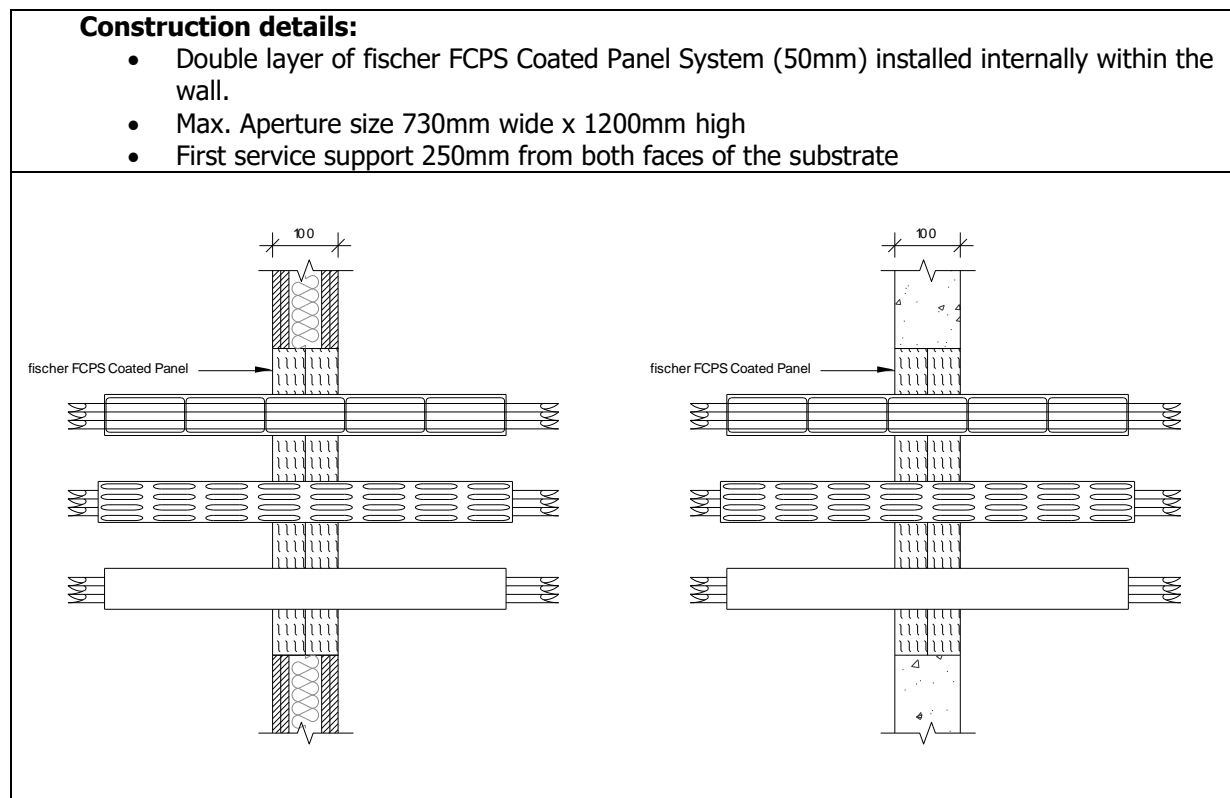


Penetration Specification	FFC Collar	Classification
PVC Pipe 32mm Ø, 2.9mm wall thickness	32 mm	EI 60 U/C
PVC Pipe 40mm Ø, 2.9mm wall thickness	40 mm	
PVC Pipe 50mm Ø, 2.9mm wall thickness	50 mm	
PVC Pipe 55mm Ø, 2.9-4.4mm wall thickness	55 mm	
PVC Pipe 63mm Ø, 2.9-4.4mm wall thickness	63 mm	
PVC Pipe 75mm Ø, 2.8-6.7mm wall thickness	75 mm	
PVC Pipe 82mm Ø, 2.8-6.7mm wall thickness	82 mm	
PVC Pipe 90mm Ø, 2.7-10mm wall thickness	90 mm	
PVC Pipe 100mm Ø, 2.7-10mm wall thickness	100 mm	
PVC Pipe 110mm Ø, 2.7-10mm wall thickness	110 mm	
PVC Pipe 125mm Ø, 3.1mm wall thickness	125 mm	
PVC Pipe 140mm Ø, 3.5-8mm wall thickness	140 mm	
PVC Pipe 160mm Ø, 4-14.6mm wall thickness	160 mm	

B6 fischer FCPS Coated Panel System Penetration Seal in Flexible or Rigid Walls min. 100 mm thick

B6.1 fischer Double Layer (50mm) fischer FCPS Coated Panel System Penetration Seal

B 6.1.1 Cable Penetrations

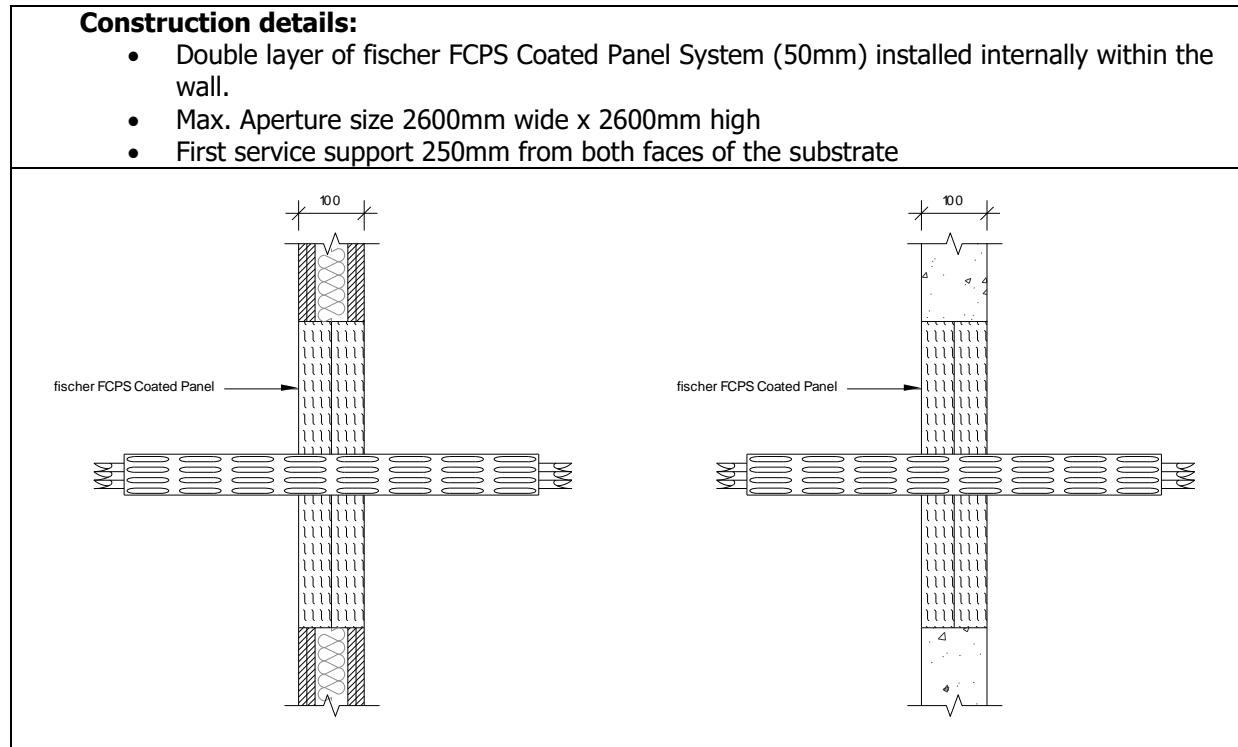


Service(s)	Classification
Electrical cables up to 21mm dia	EI 60
Electrical cables 22mm to 80mm dia	E 60 EI 45
Cable Trays and Ladders	EI 60
100 mm diameter bundle telecommunication cable type "F"	EI 60
Unsheathed electrical cables up to 17mm dia	E 60 EI 30
Unsheathed electrical cables 18-24mm dia	E 60 EI 15
Steel or Copper Conduits up to 16mm	E 60 EI 15
Plastic conduits up to 16mm	EI 60

B7 fischer FCPS Coated Panel System Penetration Seal in Flexible or Rigid Walls min. 100 mm thick

B7.1 fischer Double Layer (50mm) fischer FCPS Coated Panel System Penetration Seal

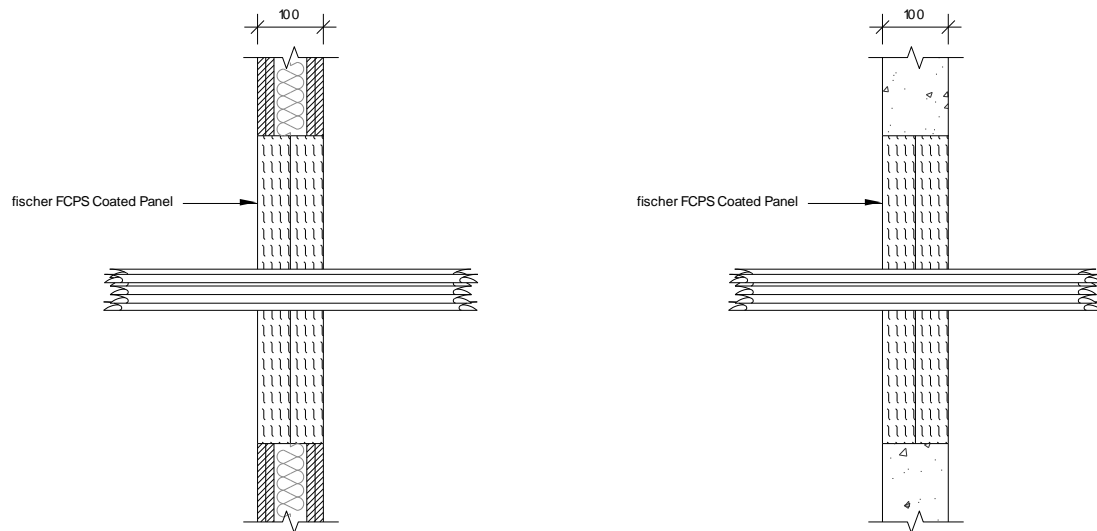
B 7.1.1 Electrical Cables and Conduits



Service(s)	Classification
Electrical cables up to 21mm dia	EI 60
Electrical cables 22mm to 50mm dia	E 60 EI 45
Electrical cables 51mm to 80mm dia	E 60 EI 30
Cable Trays and Ladders	E 60 EI 45
100 mm diameter bundle telecommunication cable type "F"	EI 60
Unsheathed electrical cables up to 0-24mm dia	EI 60
Steel or Copper Conduits up to 16mm	E60 C/U
Plastic conduits up to 16mm	EI 60 C/U

Construction details:

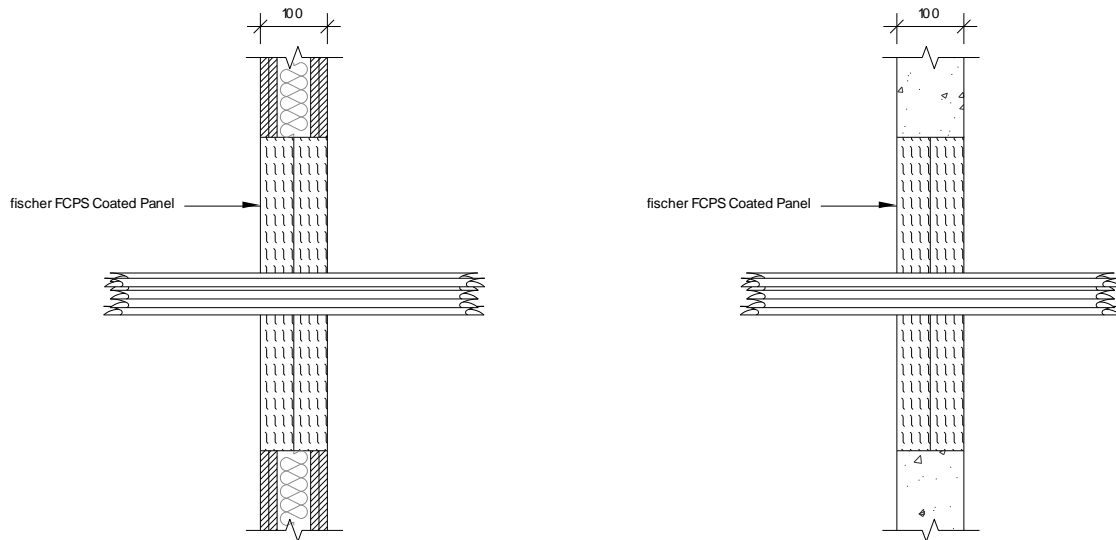
- Double layer of fischer FCPS Coated Panel System (50mm) installed internally within the wall.
- Max. Aperture size 2600mm wide x 2600mm high
- First service support 250mm from both faces of the substrate



Service(s)	Classification
Electrical cables up to 21mm dia	EI 60
Electrical cables 22mm to 80mm dia	E 60 EI 45
Cable Trays and Ladders	EI 60
100 mm diameter bundle telecommunication cable type "F"	EI 60
Unsheathed electrical cables up to 17mm dia	E 60 EI 30
Unsheathed electrical cables up to 18-24mm dia	E 60 EI 15
Steel or Copper Conduits up to 16mm	E60 EI 15
Plastic conduits up to 16mm	EI 60

Construction details:

- Double layer of fischer FCPS Coated Panel System (50mm) installed internally within the wall.
- Max. Aperture size 2600mm wide x 2600mm high
- First service support 250mm from both faces of the substrate



Service(s)	Classification
Electrical cables up to 21mm dia	EI 60
Electrical cables 22mm to 80mm dia	E 60 EI 45
Cable Trays and Ladders	EI 60
100 mm diameter bundle telecommunication cable type "F"	EI 60
Unsheathed electrical cables up to 17mm dia	E 60 EI 30
Unsheathed electrical cables up to 18-24mm dia	E 60 EI 15
Steel or Copper Conduits up to 16mm	E60 EI 15
Plastic conduits up to 16mm	EI 60

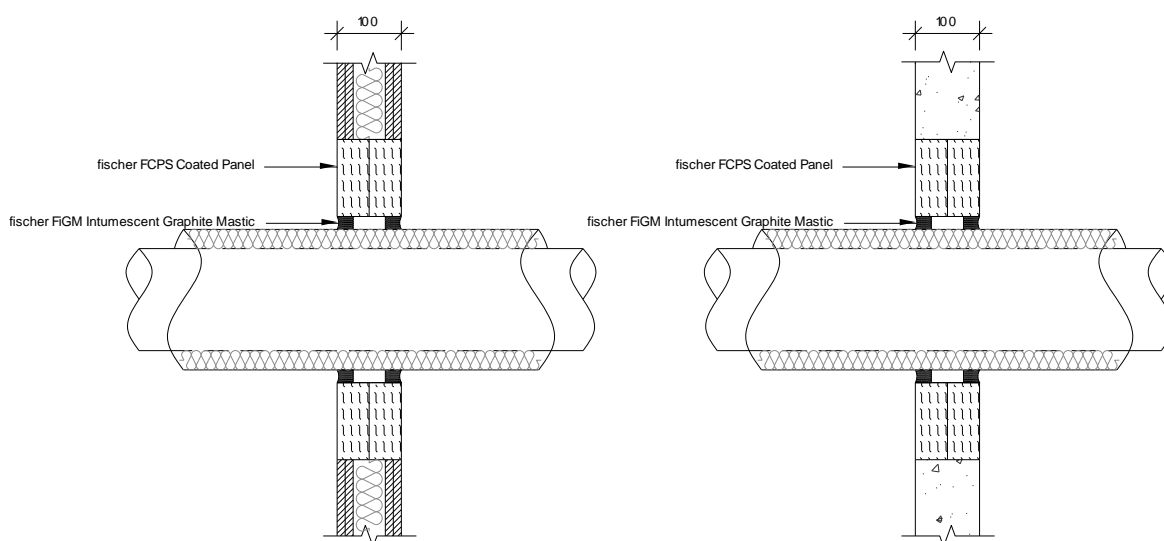
B8 fischer FCPS Coated Panel System Penetration Seal in Flexible or Rigid Walls min. 100 mm thick

B8.1 fischer Double Layer (50mm) fischer FCPS Coated Panel System Penetration Seal

B 8.1.1 Insulated Metallic Pipes

Construction details:

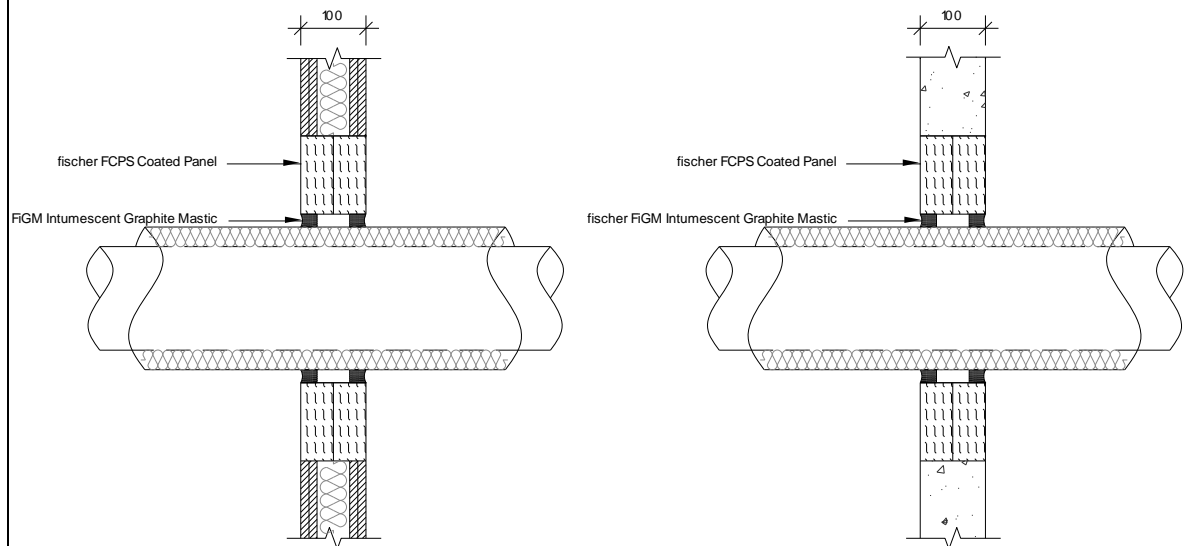
- Double layer of fischer FCPS Coated Panel System (50mm) installed internally within the wall.
- Max. Aperture size 730mm wide x 1200mm high
- First service support 250mm from both faces of the substrate.
- 15mm deep x 15mm wide annulus fischer FIGM Intumescent Graphite Mastic to both faces of the pipe



Service(s)	Classification
Single copper or mild steel pipe 40mm diameter and 1.5 – 14.2 mm wall with sustained/continuous 20mm thick foil faced glass wool insulation (min 80Kg/m ³)	E 90 U/C EI 60 U/C
Single copper or mild steel pipe 40-159mm diameter and 2.3 – 14.2 mm wall with sustained/continuous 30mm thick foil faced glass wool insulation (min 80Kg/m ³)	EI 60 U/C

Construction details:

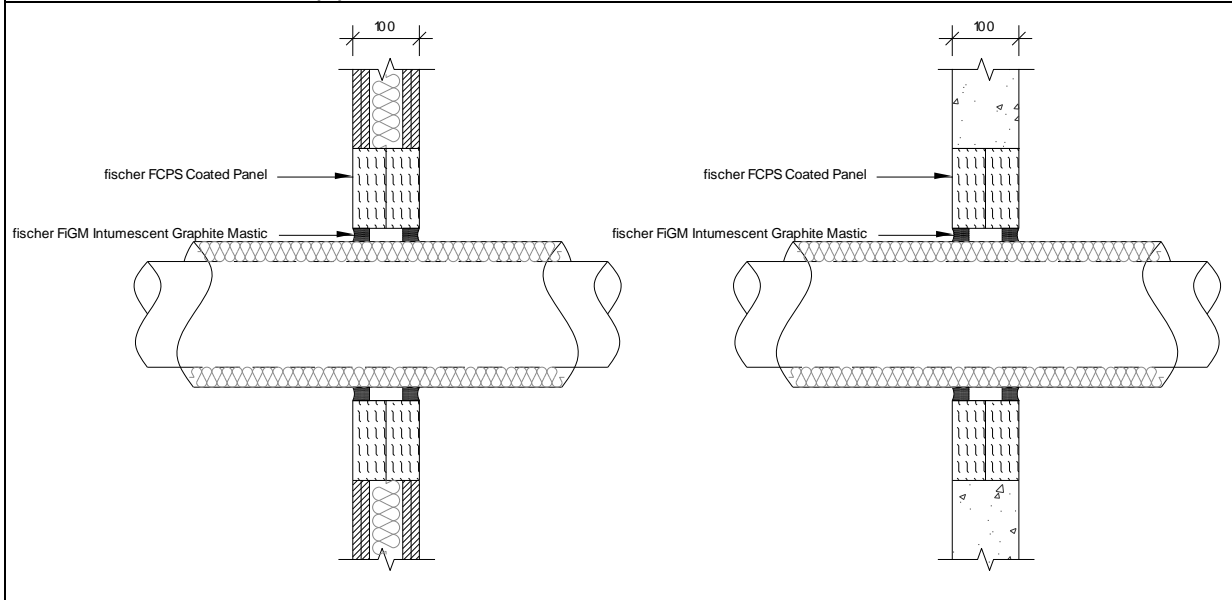
- Double layer of fischer FCPS Coated Panel System (50mm) installed internally within the wall.
- Max. Aperture size 2600mm wide x 2600mm high
- First service support 250mm from both faces of the substrate.
- 15mm deep x 15mm wide annulus fischer FIGM Intumescent Graphite Mastic to both faces of the pipe



Service(s)	Classification
Single copper or mild steel pipe 40mm diameter and 1.5 – 14.2 mm wall with sustained/continuous 20mm thick foil faced glass wool insulation (min 80Kg/m ³)	EI 60 U/C
Single copper or mild steel pipe 40-159mm diameter and 2.3 – 14.2 mm wall with sustained/continuous 30mm thick foil faced glass wool insulation (min 80Kg/m ³)	EI 60 U/C

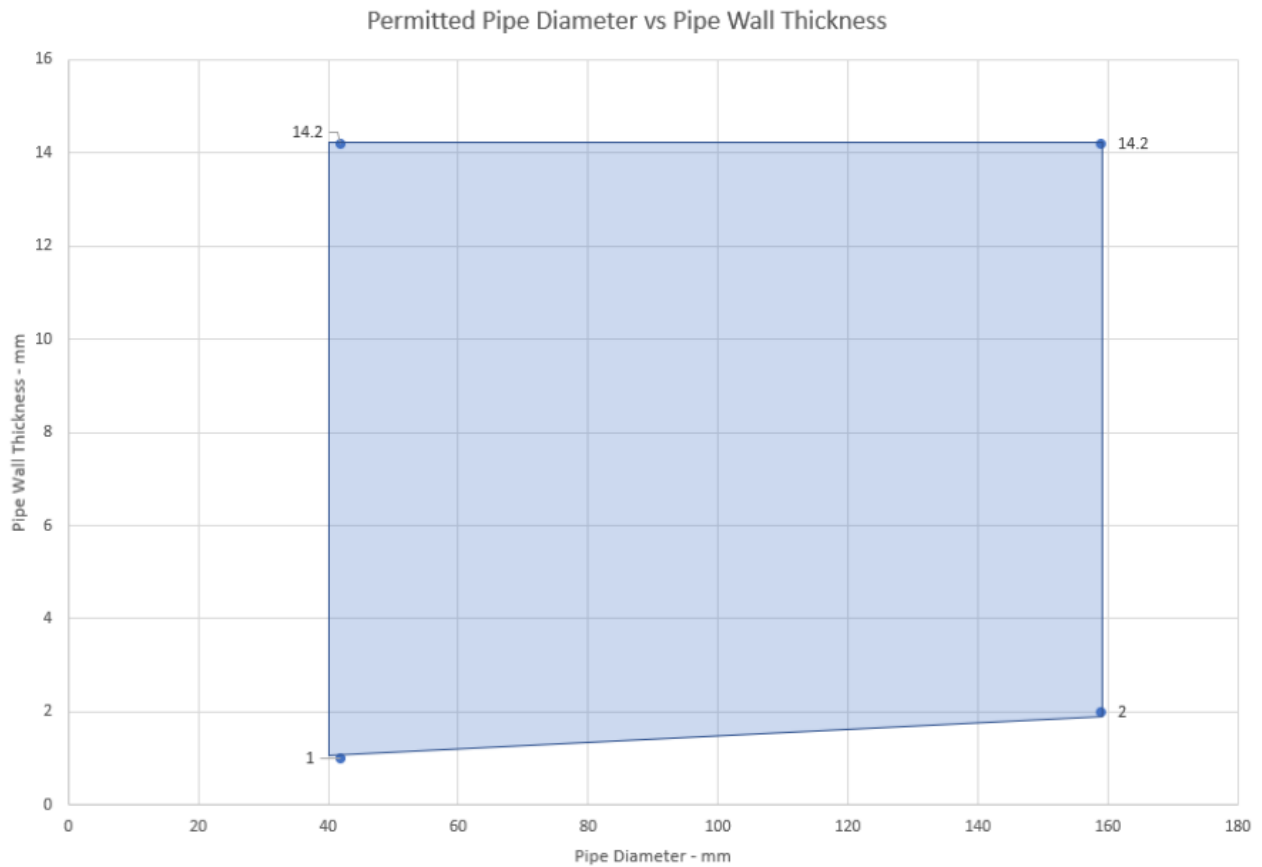
Construction details:

- Double layer of fischer FCPS Coated Panel System (50mm) installed internally within the wall.
- Max. Aperture size 730mm wide x 1200mm high
- First service support 250mm from both faces of the substrate.
- 15mm deep x 15mm wide annulus fischer FIGM Intumescent Graphite Mastic to both faces of the pipe



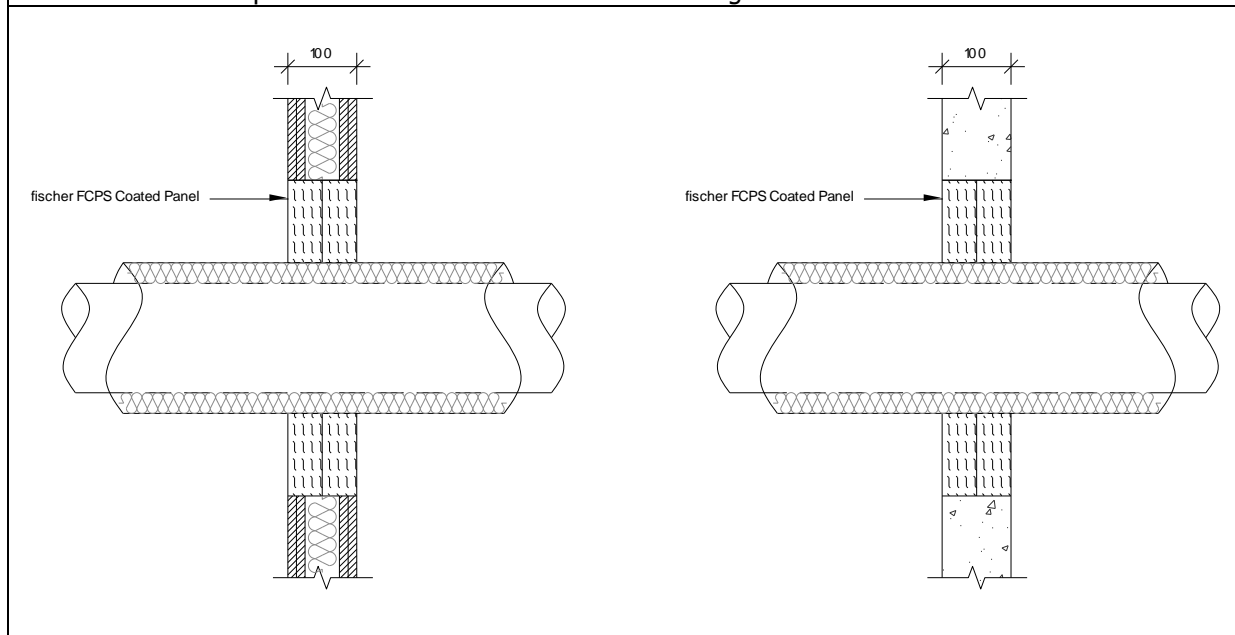
Service(s)	Classification
Steel or Copper Pipe 42-159mm Ø, 1.0mm – 14.2mm wall thickness. 25mm thick foil faced glassfibre insulation min. 30kg/m ³ (C/S)	E 120 C/U EI 45 C/U
Steel or Copper Pipe 42mm Ø, 1mm – 14.2mm wall thickness. 25mm thick foil faced glassfibre insulation min. 30kg/m ³ (C/S)	E 120 C/U EI 60 C/U

Permitted Pipe Diameter vs Pipe Wall Thickness as graph below.



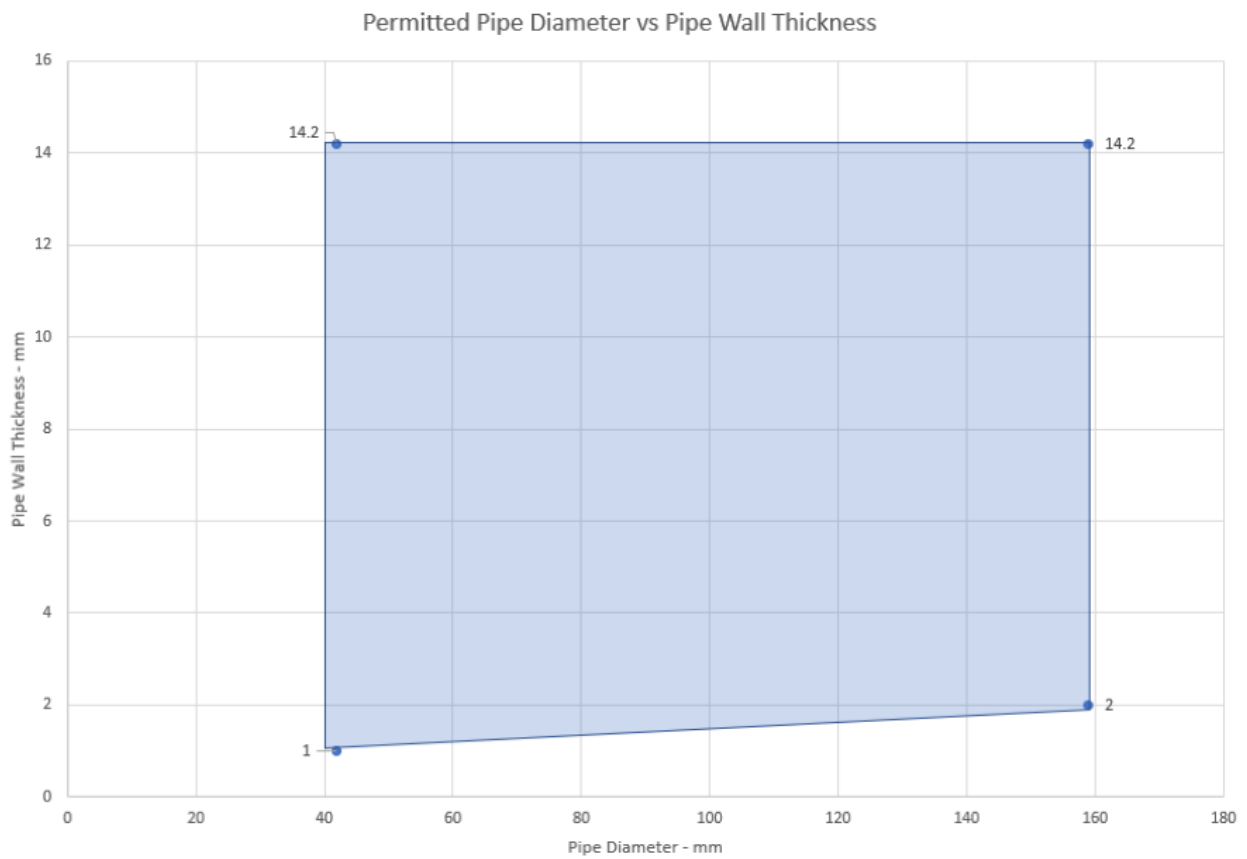
Construction details:

- Double layer of fischer FCPS Coated Panel System (50mm) installed internally within the wall.
- Max. Aperture size 2600mm wide x 2600mm high



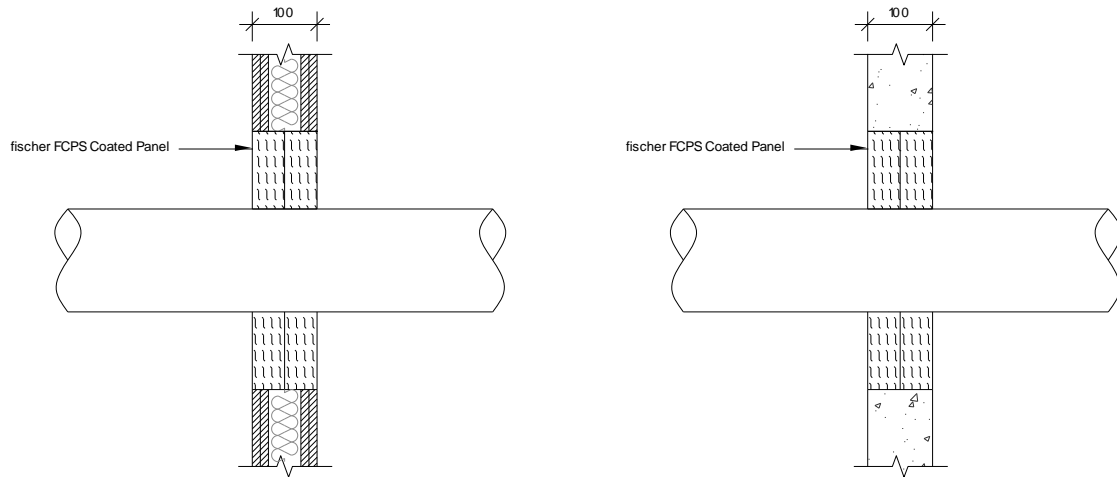
Service(s)	Classification
Steel or Copper Pipe 42-159mm Ø, 1.0mm – 14.2mm wall thickness. 25mm thick foil faced glassfibre insulation min. 30kg/m ³ (C/S)	E 60 C/U EI 45 C/U
Steel or Copper Pipe 42mm Ø, 1mm – 14.2mm wall thickness. 25mm thick foil faced glassfibre insulation min. 30kg/m ³ (C/S)	E 60 C/U EI 60 C/U

Permitted Pipe Diameter vs Pipe Wall Thickness as graph below.



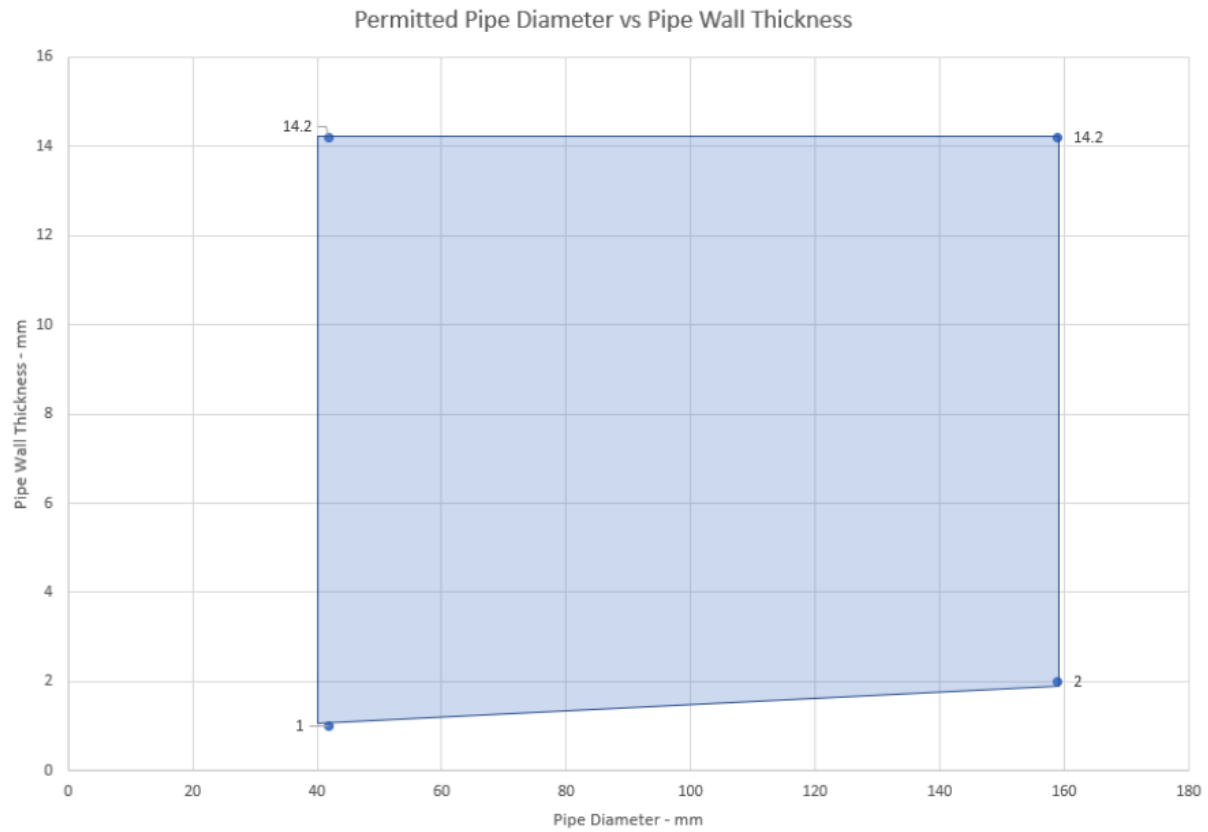
Construction details:

- Double layer of fischer FCPS Coated Panel System (50mm) installed internally within the wall.
- Max. Aperture size 730mm wide x 1200mm high



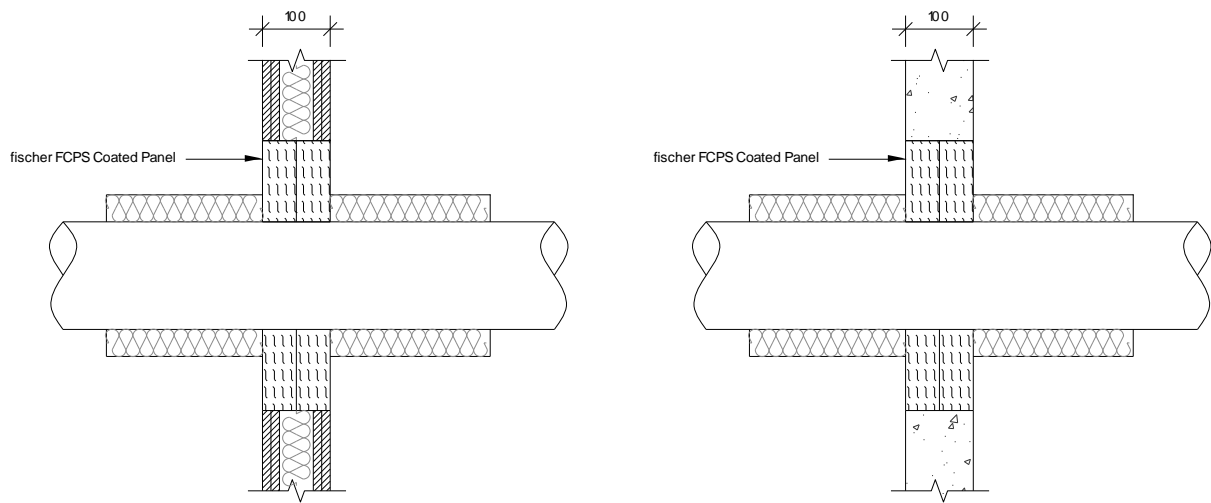
Service(s)	Classification
Steel or Copper Pipe 42-159mm Ø, 1.0mm – 14.2mm wall thickness 40mm thick foil faced stonewool insulation min. 40kg/m ³ (L/I 400mm)	EI 45 C/U
Steel 42-324mm Ø, 16mm wall thickness. 40mm thick foil faced stonewool insulation min. 40kg/m ³ (L/I 400mm)	EI 45 C/U
Steel 42-324mm Ø, 16mm wall thickness. 40mm thick foil faced stonewool insulation min. 40kg/m ³ (C/I)	EI 60 C/U
Steel or Copper Pipe 42mm Ø, 1.0mm – 14.2mm wall thickness fischer FPC Coating along the penetration 2mm DFT (L/I 300mm)	E 120 C/U EI 45 C/U
Steel or Copper Pipe 42-159mm Ø, 1.0mm – 14.2mm wall thickness fischer FPC Coating along the penetration 2mm DFT (L/I 300mm)	E 120 C/U EI 20 C/U
Steel 42-324mm Ø, 16mm wall thickness. 14.2mm wall thickness fischer FPC Coating along the penetration 2mm DFT (L/I 300mm)	E 120 C/U EI 45 C/U

Permitted Pipe Diameter vs Pipe Wall Thickness as graph below.



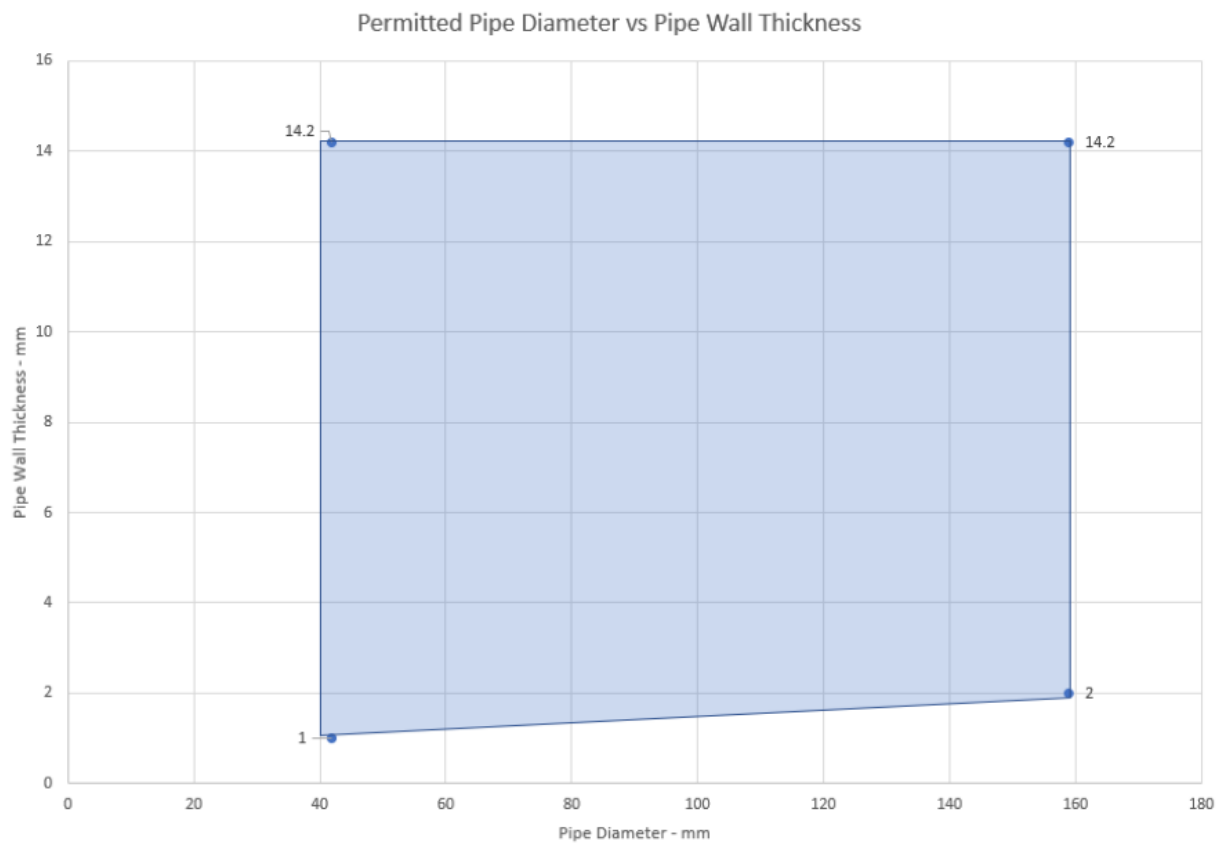
Construction details:

- Double layer of fischer FCPS Coated Panel System (50mm) installed internally within the wall.
- Max. Aperture size 2600mm wide x 2600mm high



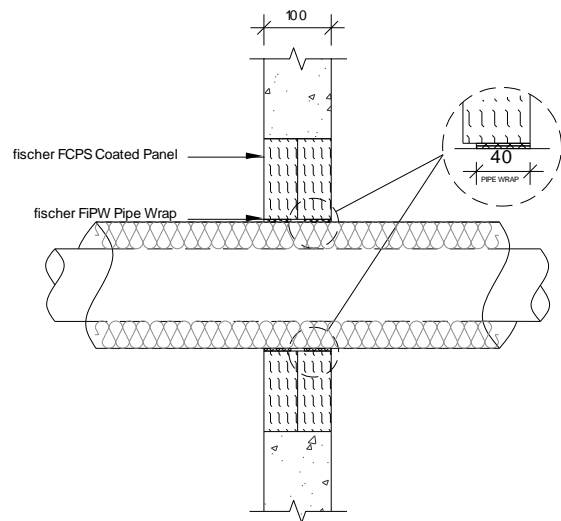
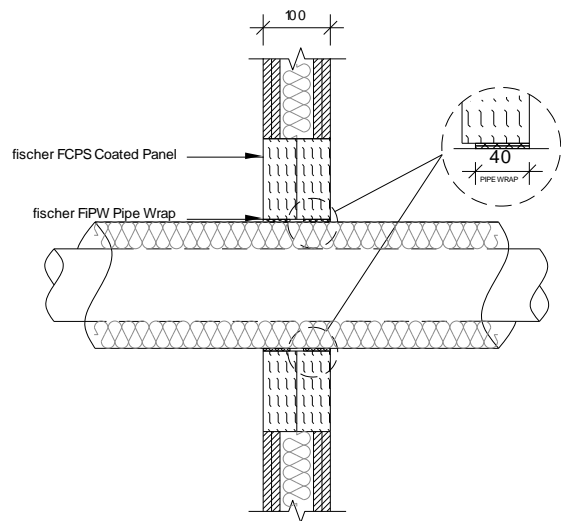
Service(s)	Classification
Steel or Copper Pipe 42-159mm Ø, 1.0mm – 14.2mm wall thickness 40mm thick foil faced stonewool insulation min. 40kg/m ³ (L/I 400mm)	EI 45 C/U
Steel 42-324mm Ø, 16mm wall thickness. 40mm thick foil faced stonewool insulation min. 40kg/m ³ (L/I 400mm)	EI 45 C/U
Steel 42-324mm Ø, 16mm wall thickness. 40mm thick foil faced stonewool insulation min. 40kg/m ³ (C/I)	EI 60 C/U
Steel or Copper Pipe 42mm Ø, 1.0mm – 14.2mm wall thickness fischer FPC Coating along the penetration 2mm DFT (L/I 300mm)	E 60 C/U EI 45 C/U
Steel or Copper Pipe 42-159mm Ø, 1.0mm – 14.2mm wall thickness fischer FPC Coating along the penetration 2mm DFT (L/I 300mm)	E 60 C/U EI 20 C/U
Steel 42-324mm Ø, 16mm wall thickness. 14.2mm wall thickness fischer FPC Coating along the penetration 2mm DFT (L/I 300mm)	E 60 C/U EI 45 C/U

Permitted Pipe Diameter vs Pipe Wall Thickness as graph below.



Construction details:

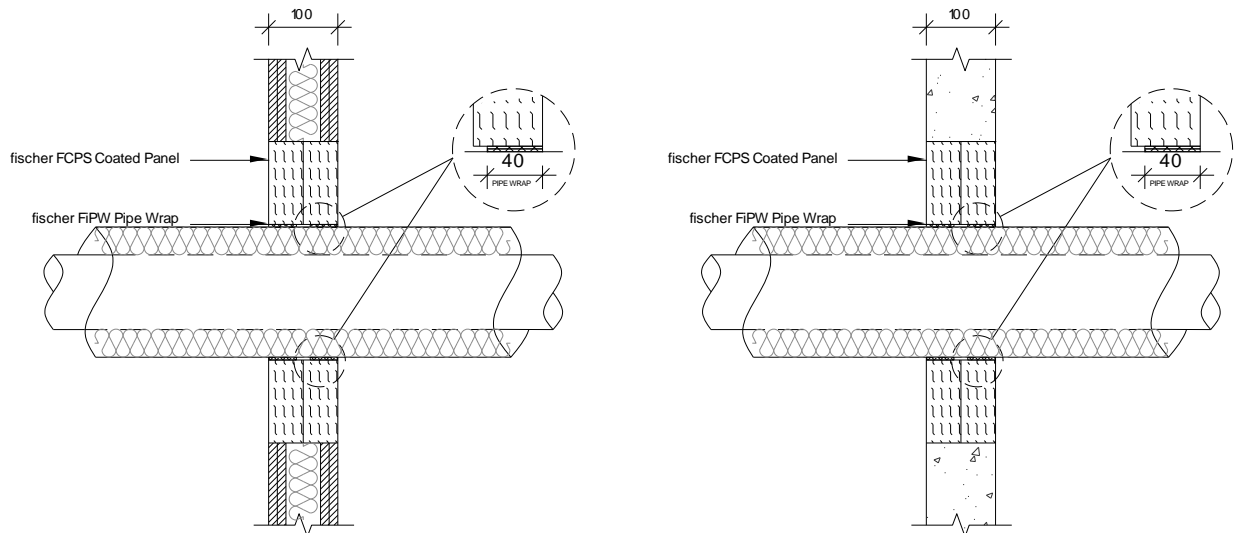
- Double layer of fischer FCPS Coated Panel System (50mm) installed internally within the wall.
- Max. Aperture size 730mm wide x 1200mm high
- 2 x 2mm thick layers of FiPW-E Pipe Wrap installed both sides of the fischer FCPS Coated Panel System
- Equivalent elastomeric pipe insulation classified BL – s2, d0 or better to EN 13501-1
- Equivalent Phenolic foam pipe insulation classified BL – s1, d0 or better to EN 13501-1



Service(s)	Classification
Steel or Copper Pipe 42-159mm Ø, 1.2mm – 14.2mm wall thickness. 13-25mm thick K Flex ST2 Insulation (C/S)	E 120 C/U EI 60 C/U
Steel or Copper Pipe 42mm Ø, 1 – 14.2mm wall thickness. 25-13mm thick K Flex ST2 insulation (C/S)	E 120 C/U EI 90 C/U
Steel or Copper Pipe 42-108mm Ø, 1.2 – 14.2mm wall thickness. 25 -40mm thick Kingspan Kooltherm FM3 insulation (C/S)	E 120 C/U EI 60 C/U
Steel or Copper Pipe 42mm Ø, 1–14.2mm wall thickness. 25 -40mm thick Kingspan Kooltherm FM insulation (C/S)	E 120 C/U EI 90 C/U
Steel or Copper Pipe 42mm Ø, 1.0–14.2mm wall thickness. 50mm thick glassfibre insulation (C/S)	E 120 C/U EI 90 C/U
Steel or Copper Pipe 42-159mm Ø, 1.2mm – 14.2mm wall thickness. 13-25mm thick K Flex ST2 Insulation (C/S)	E 120 C/U EI 60 C/U

Construction details:

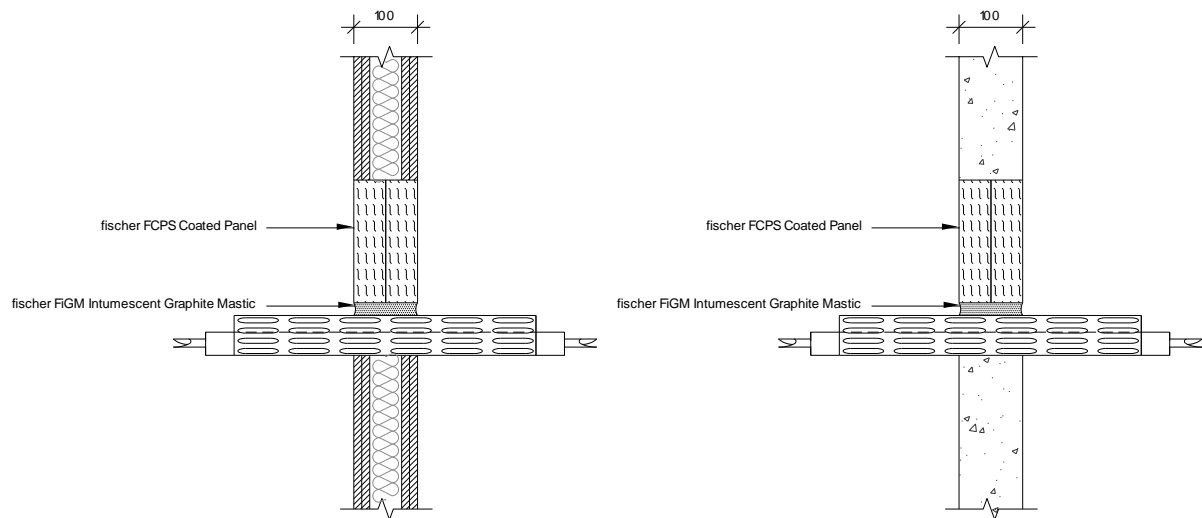
- Double layer of fischer FCPS Coated Panel System (50mm) installed internally within the wall.
- Max. Aperture size 2600mm wide x 2600mm high
- 2 x 2mm thick layers of FiPW-E Pipe Wrap installed both sides of the fischer FCPS Coated Panel System
- Equivalent elastomeric pipe insulation classified BL – s2, d0 or better to EN 13501-1
- Equivalent Phenolic foam pipe insulation classified BL – s1, d0 or better to EN 13501-1



Service(s)	Classification
Steel or Copper Pipe 42-159mm Ø, 1.2mm – 14.2mm wall thickness. 13-25mm thick K Flex ST2 Insulation (C/S)	EI 60 C/U
Steel or Copper Pipe 42mm Ø, 1 – 14.2mm wall thickness. 25-13mm thick K Flex ST2 insulation (C/S)	
Steel or Copper Pipe 42-108mm Ø, 1.2 – 14.2mm wall thickness. 25 -40mm thick Kingspan Kooltherm FM3 insulation (C/S)	
Steel or Copper Pipe 42mm Ø, 1–14.2mm wall thickness. 25 -40mm thick Kingspan Kooltherm FM insulation (C/S)	
Steel or Copper Pipe 42mm Ø, 1.0–14.2mm wall thickness. 50mm thick glassfibre insulation (C/S)	
Steel or Copper Pipe 42-159mm Ø, 1.2mm – 14.2mm wall thickness. 13-25mm thick K Flex ST2 Insulation (C/S)	

Construction details:

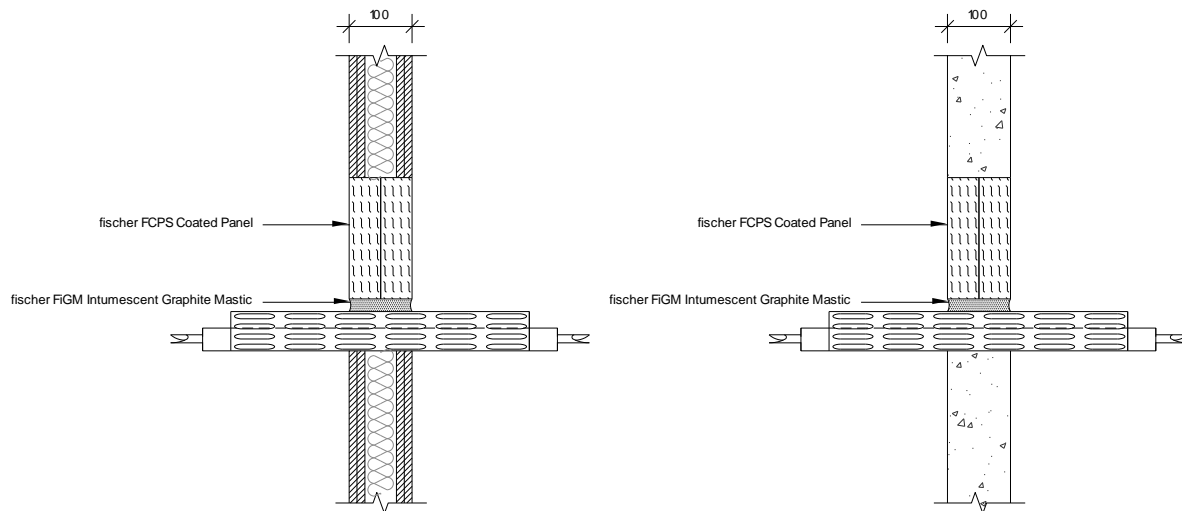
- Double layer of fischer FCPS Coated Panel System (50mm) installed internally within the wall.
- Max. Aperture size 730mm wide x 1200mm high
- fischer FiGM Intumescent Graphite Mastic 20mm annulus full 50mm depth of the fischer FCPS Coated Panel System
- Equivalent elastomeric pipe insulation classified BL – s2, d0 or better to EN 13501-1



Service(s)	Classification
6 off Steel or Copper Pipe 22mm Ø, 0.9mm – 14.2mm wall thickness. 19mm thick Armaflex (L/S 400mm)	EI 90 C/U
500 mm cable tray	E 90 C/U EI 15 C/U

Construction details:

- Double layer of fischer FCPS Coated Panel System (50mm) installed internally within the wall.
- Max. Aperture size 2600mm wide x 2600mm high
- Zero distance to bottom of seal
- fischer FIGM Intumescent Graphite Mastic 20mm annulus full 50mm depth of the fischer FCPS Coated Panel System
- Equivalent elastomeric pipe insulation classified BL – s2, d0 or better to EN 13501-1



Service(s)	Classification
6 off Steel or Copper Pipe 22mm Ø, 0.9mm – 14.2mm wall thickness. 19mm thick Armaflex (L/S 400mm)	EI 60 C/U
500 mm cable tray	E 60 EI 15

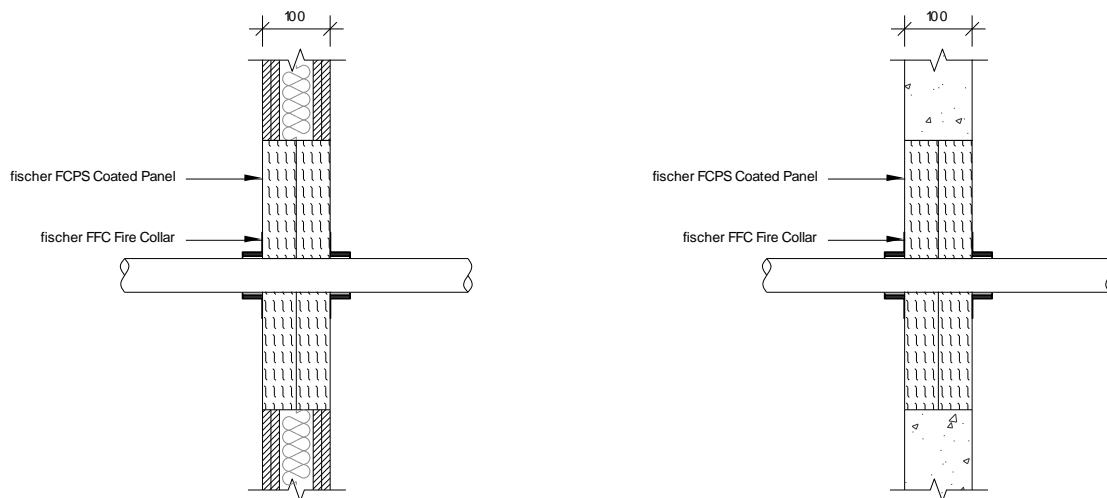
B 9 fischer FCPS Coated Panel System Penetration Seal in Flexible or Rigid Walls min. 100 mm thick

B9.1 fischer Double Layer (50mm) fischer FCPS Coated Panel System Penetration Seal

B 9.1.1 Plastic Pipes

Construction details:

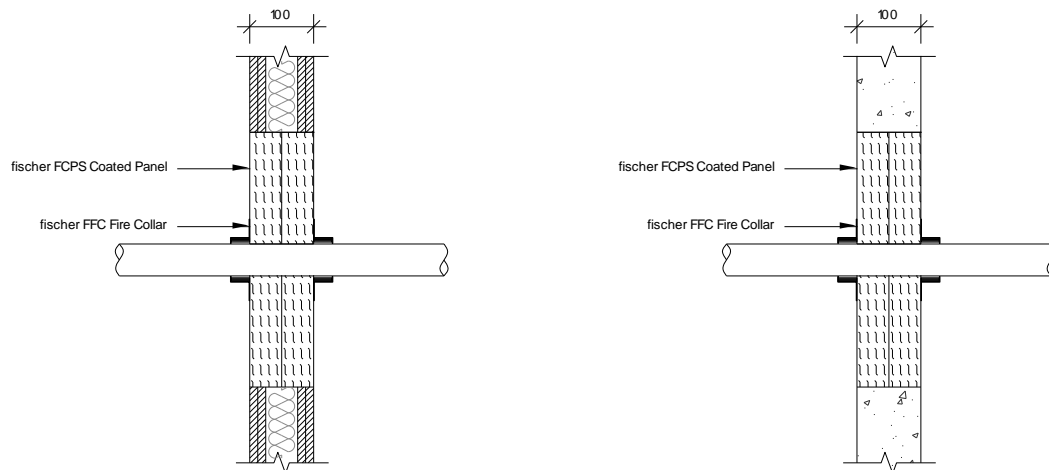
- Double layer of fischer FCPS Coated Panel System (50mm) Plastic Pipes
- Max. Aperture size 730mm wide x 1200mm high
- Penetrations positioned as per option 1 or 2 below, 0 mm distance between services and 50 mm to edge of seal.
- Collars secured both faces of the substrate utilizing 80mm long steel pig tail screw through to fischer FCPS Coated Panel System



Penetration Specification	FFC Collar	Classification
PVC Pipe 32mm Ø, 1.8mm wall thickness	32 mm	EI 120 U/C
PVC Pipe 40mm Ø, 1.8mm wall thickness	40 mm	
PVC Pipe 50mm Ø, 1.8mm wall thickness	50 mm	
PVC Pipe 55mm Ø, 1.8-2.3mm wall thickness	55 mm	
PVC Pipe 63mm Ø, 3.1-4.8mm wall thickness	63 mm	
PVC Pipe 75mm Ø, 3.1-4.8mm wall thickness	75 mm	
PVC Pipe 82mm Ø, 4.2-7.4mm wall thickness	82 mm	
PVC Pipe 90mm Ø, 4.2-7.4mm wall thickness	90 mm	
PVC Pipe 100mm Ø, 4.2-7.4mm wall thickness	100 mm	
PVC Pipe 110mm Ø, 6.1-7.5mm wall thickness	110 mm	

Construction details:

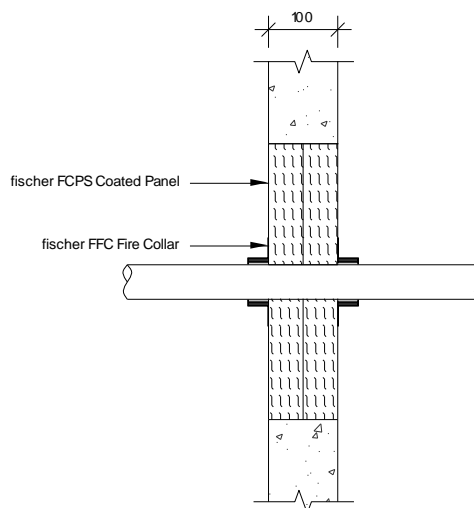
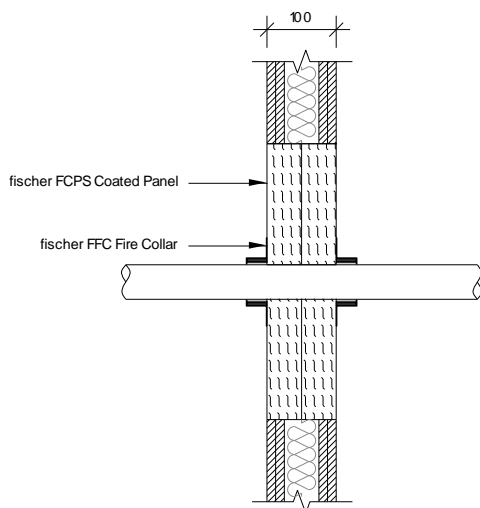
- Double layer of fischer FCPS Coated Panel System (50mm) Plastic Pipes
- Max. Aperture size 2600mm wide x 2600mm high
- Penetrations positioned as per option 1 or 2 below, 0 mm distance between services and 50 mm to edge of seal.
- Collars secured both faces of the substrate utilizing 80mm long steel pig tail screw through to fischer FCPS Coated Panel System



Penetration Specification	FFC Collar	Classification
PVC Pipe 32mm Ø, 1.8mm wall thickness	32 mm	EI 60 U/C
PVC Pipe 40mm Ø, 1.8mm wall thickness	40 mm	
PVC Pipe 50mm Ø, 1.8mm wall thickness	50 mm	
PVC Pipe 55mm Ø, 1.8-2.3mm wall thickness	55 mm	
PVC Pipe 63mm Ø, 3.1-4.8mm wall thickness	63 mm	
PVC Pipe 75mm Ø, 3.1-4.8mm wall thickness	75 mm	
PVC Pipe 82mm Ø, 4.2-7.4mm wall thickness	82 mm	
PVC Pipe 90mm Ø, 4.2-7.4mm wall thickness	90 mm	
PVC Pipe 100mm Ø, 4.2-7.4mm wall thickness	100 mm	
PVC Pipe 110mm Ø, 4.2-7.4mm wall thickness	110 mm	
PVC Pipe 125mm Ø, 6mm wall thickness	125 mm	
PVC Pipe 140mm Ø, 6.1-7.5mm wall thickness	140 mm	
PVC Pipe 160mm Ø, 6.2-9.5mm wall thickness	160 mm	

Construction details:

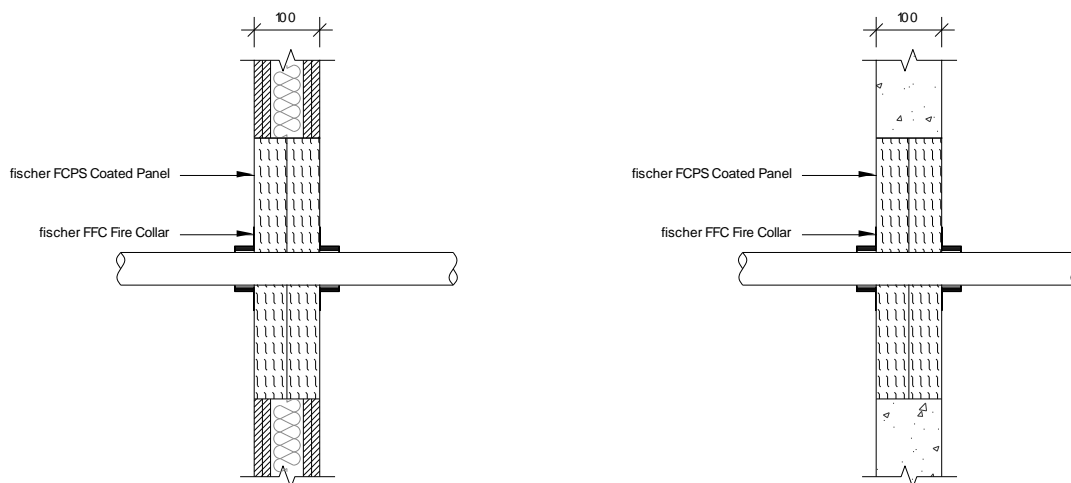
- Double layer of fischer FCPS Coated Panel System (50mm) Plastic Pipes
- Max. Aperture size 730mm wide x 1200mm high
- Penetrations positioned as per option 1 or 2 below, 0 mm distance between services and 50 mm to edge of seal.
- Collars secured both faces of the substrate utilizing 80mm long steel pig tail screw through to fischer FCPS Coated Panel System



Penetration Specification	FFC Collar	Classification
PVC Pipe 32mm Ø, 2.9mm wall thickness	32 mm	EI 120 U/C
PVC Pipe 40mm Ø, 2.9mm wall thickness	40 mm	
PVC Pipe 50mm Ø, 2.9mm wall thickness	50 mm	
PVC Pipe 55mm Ø, 2.9-4.4mm wall thickness	55 mm	
PVC Pipe 63mm Ø, 2.9-4.4mm wall thickness	63 mm	
PVC Pipe 75mm Ø, 2.8-6.7mm wall thickness	75 mm	
PVC Pipe 82mm Ø, 2.8-6.7mm wall thickness	82 mm	
PVC Pipe 90mm Ø, 2.7-10mm wall thickness	90 mm	
PVC Pipe 100mm Ø, 2.7-10mm wall thickness	100 mm	
PVC Pipe 110mm Ø, 2.7-10mm wall thickness	110 mm	
PVC Pipe 125mm Ø, 3.1mm wall thickness	125 mm	
PVC Pipe 140mm Ø, 3.5-8mm wall thickness	140 mm	
PVC Pipe 160mm Ø, 4-14.6mm wall thickness	160 mm	

Construction details:

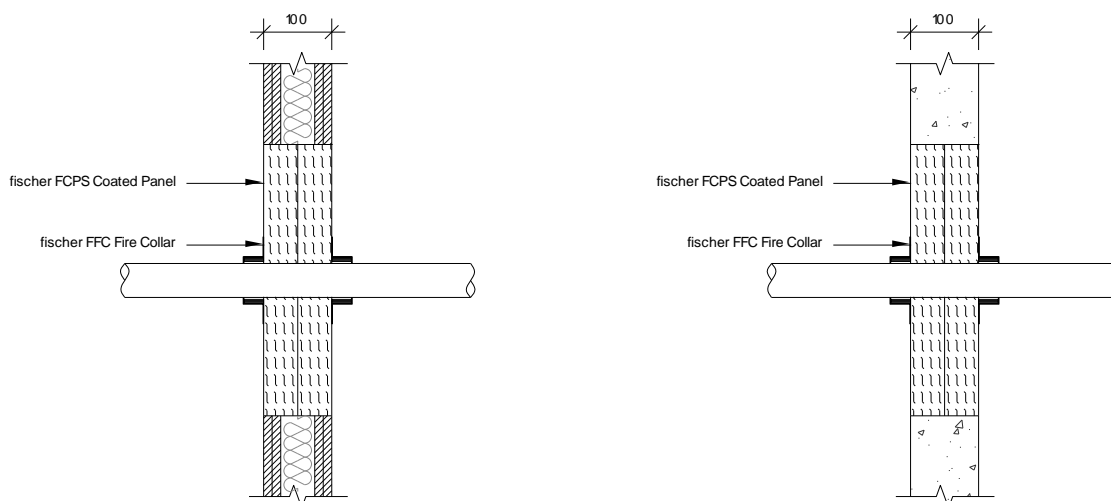
- Double layer of fischer FCPS Coated Panel System (50mm) Plastic Pipes
- Max. Aperture size 2600mm wide x 2600mm high
- Penetrations positioned as per option 1 or 2 below, 0 mm distance between services and 50 mm to edge of seal.
- Collars secured both faces of the substrate utilizing 80mm long steel pig tail screw through to fischer FCPS Coated Panel System



Penetration Specification	FFC Collar	Classification
PVC Pipe 32mm Ø, 2.9mm wall thickness	32 mm	EI 60 U/C
PVC Pipe 40mm Ø, 2.9mm wall thickness	40 mm	
PVC Pipe 50mm Ø, 2.9mm wall thickness	50 mm	
PVC Pipe 55mm Ø, 2.9-4.4mm wall thickness	55 mm	
PVC Pipe 63mm Ø, 2.9-4.4mm wall thickness	63 mm	
PVC Pipe 75mm Ø, 2.8-6.7mm wall thickness	75 mm	
PVC Pipe 82mm Ø, 2.8-6.7mm wall thickness	82 mm	
PVC Pipe 90mm Ø, 2.7-10mm wall thickness	90 mm	
PVC Pipe 100mm Ø, 2.7-10mm wall thickness	100 mm	
PVC Pipe 110mm Ø, 2.7-10mm wall thickness	110 mm	
PVC Pipe 125mm Ø, 3.1mm wall thickness	125 mm	
PVC Pipe 140mm Ø, 3.5-8mm wall thickness	140 mm	
PVC Pipe 160mm Ø, 4-14.6mm wall thickness	160 mm	

Construction details:

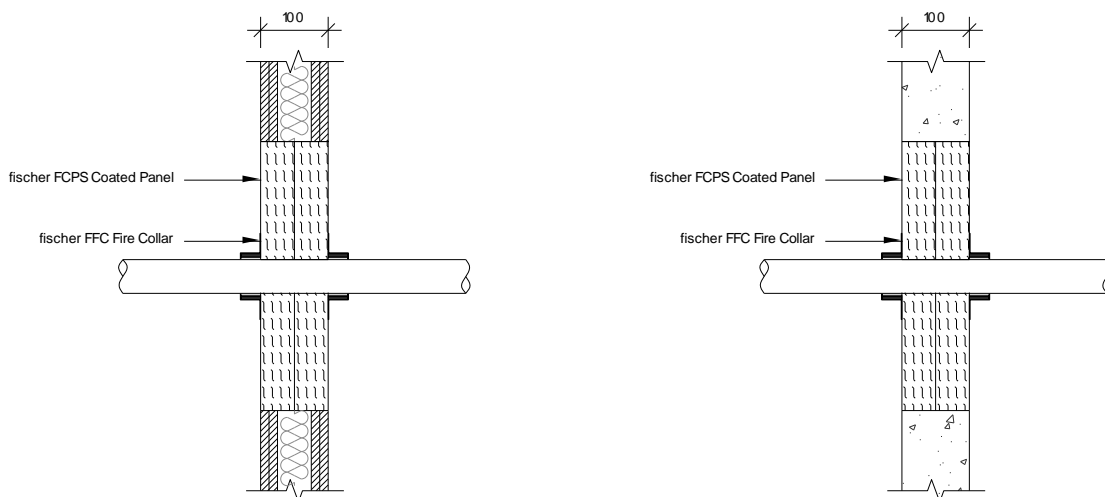
- Double layer of fischer FCPS Coated Panel System (50mm) Plastic Pipes
- Max. Aperture size 730mm wide x 1200mm high
- Penetrations positioned as per option 1 or 2 below, 0 mm distance between services and 50 mm to edge of seal.
- Collars secured both faces of the substrate utilizing 80mm long steel pig tail screw through to fischer FCPS Coated Panel System



Penetration Specification	FFC Collar	Classification
PVC Pipe 32mm Ø, 2.9mm wall thickness	32 mm	EI 120 U/C
PVC Pipe 40mm Ø, 2.9mm wall thickness	40 mm	
PVC Pipe 50mm Ø, 2.9mm wall thickness	50 mm	
PVC Pipe 55mm Ø, 2.9-4.4mm wall thickness	55 mm	
PVC Pipe 63mm Ø, 2.9-4.4mm wall thickness	63 mm	
PVC Pipe 75mm Ø, 2.8-6.7mm wall thickness	75 mm	
PVC Pipe 82mm Ø, 2.8-6.7mm wall thickness	82 mm	
PVC Pipe 90mm Ø, 2.7-10mm wall thickness	90 mm	
PVC Pipe 100mm Ø, 2.7-10mm wall thickness	100 mm	
PVC Pipe 110mm Ø, 2.7-10mm wall thickness	110 mm	
PVC Pipe 125mm Ø, 3.1mm wall thickness	125 mm	
PVC Pipe 140mm Ø, 3.5-8mm wall thickness	140 mm	
PVC Pipe 160mm Ø, 4-14.6mm wall thickness	160 mm	

Construction details:

- Double layer of fischer FCPS Coated Panel System (50mm) Plastic Pipes
- Max. Aperture size 2600mm wide x 2600mm high
- Penetrations positioned as per option 1 or 2 below, 0 mm distance between services and 50 mm to edge of seal.
- Collars secured both faces of the substrate utilizing 80mm long steel pig tail screw through to fischer FCPS Coated Panel System



Penetration Specification	FFC Collar	Classification
PVC Pipe 32mm Ø, 2.9mm wall thickness	32 mm	EI 60 U/C
PVC Pipe 40mm Ø, 2.9mm wall thickness	40 mm	
PVC Pipe 50mm Ø, 2.9mm wall thickness	50 mm	
PVC Pipe 55mm Ø, 2.9-4.4mm wall thickness	55 mm	
PVC Pipe 63mm Ø, 2.9-4.4mm wall thickness	63 mm	
PVC Pipe 75mm Ø, 2.8-6.7mm wall thickness	75 mm	
PVC Pipe 82mm Ø, 2.8-6.7mm wall thickness	82 mm	
PVC Pipe 90mm Ø, 2.7-10mm wall thickness	90 mm	
PVC Pipe 100mm Ø, 2.7-10mm wall thickness	100 mm	
PVC Pipe 110mm Ø, 2.7-10mm wall thickness	110 mm	
PVC Pipe 125mm Ø, 3.1mm wall thickness	125 mm	
PVC Pipe 140mm Ø, 3.5-8mm wall thickness	140 mm	
PVC Pipe 160mm Ø, 4-14.6mm wall thickness	160 mm	

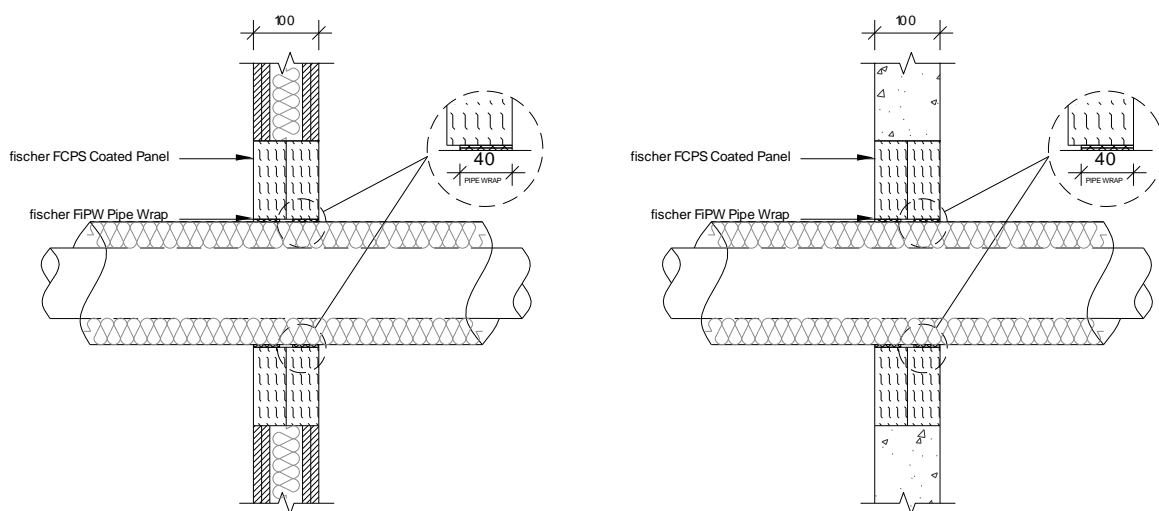
B10 fischer FCPS Coated Panel System Penetration Seal in Flexible or Rigid Walls min. 100 mm thick

B10.1 fischer Double Layer (50mm) fischer FCPS Coated Panel System Penetration Seal

B 10.1.1 Insulated Plastic Pipes

Construction details:

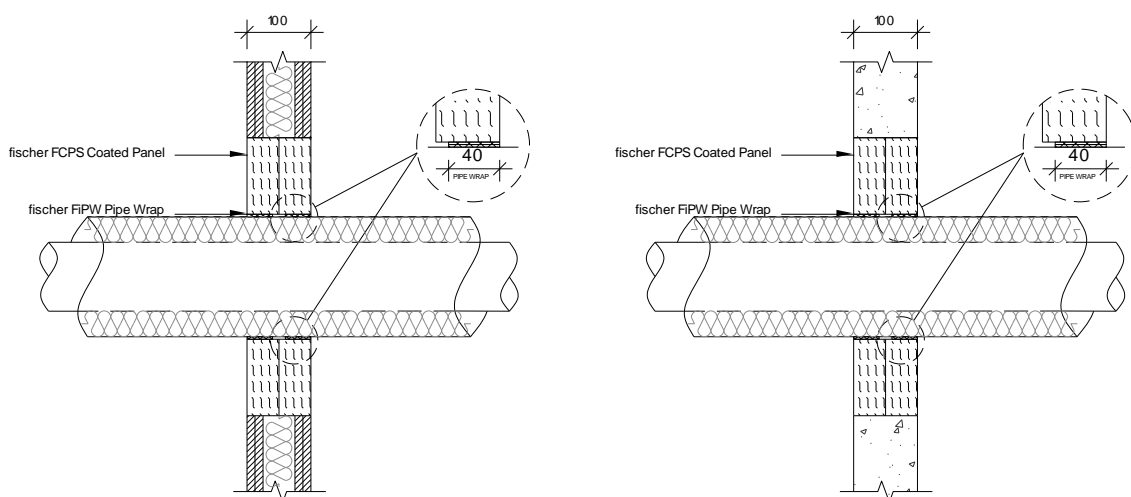
- Double layer of fischer FCPS Coated Panel System (50mm) Plastic Pipes
- Max. Aperture size 730mm wide x 1200mm high
- Penetrations positioned as per option 1 or 2 below, 0 mm distance between services and 50 mm to edge of seal.
- FiPW-E / FiPW Pipe Wrap secured internally within both faces of the fischer FCPS Coated Panel System
- Equivalent elastomeric pipe insulation classified BL – s2, d0 or better to EN 13501-1
- Equivalent Phenolic foam pipe insulation classified BL – s1, d0 or better to EN 13501-1



Penetration Specification	FiPW-E/FiPW Pipe Wrap Ref	Classification
PVC Pipe 40mm Ø, 1.9mm wall thickness. 25 mm thick Kingspan Kooltherm FM insulation (C/S)	3x2 mm	E 120 U/C EI 90 U/C
PVC Pipe 40mm Ø, 3mm wall thickness. 15 mm thick Kingspan Kooltherm FM insulation (C/S)	3x2 mm	
PVC Pipe 110mm Ø, 4.2mm wall thickness. 25 mm thick Kingspan Kooltherm FM insulation (C/S)	5x2 mm	EI 120 U/C
PVC Pipe 110mm Ø, 6.6mm wall thickness. 20 mm thick Kingspan Kooltherm FM insulation (C/S)	5x2 mm	E 120 U/C EI 90 U/C
PVC Pipe 40mm Ø, 1.9mm wall thickness. 32 mm thick Armacell Armflex Class O (C/S)	3x2 mm	EI 120 U/C
PVC Pipe 40mm Ø, 3mm wall thickness. 9 mm thick Armacell Armflex Class O (C/S)	3x2 mm	
PVC Pipe 110mm Ø, 4.2mm wall thickness. 32 mm thick Armacell Armflex Class O (C/S)	5x2 mm	EI 120 U/C
PVC Pipe 110mm Ø, 6.6mm wall thickness. 13mm thick Armacell Armflex Class O (C/S)	5x2 mm	EI 120 U/C

Construction details:

- Double layer of fischer FCPS Coated Panel System (50mm) Plastic Pipes
- Max. Aperture size 2600mm wide x 2600mm high
- Penetrations positioned as per option 1 or 2 below, 0 mm distance between services and 50 mm to edge of seal.
- FiPW-E / FiPW Pipe Wrap secured internally within both faces of the fischer FCPS Coated Panel System
- Equivalent elastomeric pipe insulation classified BL – s2, d0 or better to EN 13501-1
- Equivalent Phenolic foam pipe insulation classified BL – s1, d0 or better to EN 13501-1



Penetration Specification	FiPW-E / FiPW Pipe Wrap Ref	Classification
PVC Pipe 40mm Ø, 1.9mm wall thickness. 25 mm thick Kingspan Kooltherm FM insulation (C/S)	3x2 mm	EI 60 U/C
PVC Pipe 40mm Ø, 3mm wall thickness. 15 mm thick Kingspan Kooltherm FM insulation (C/S)	3x2 mm	
PVC Pipe 110mm Ø, 4.2mm wall thickness. 25 mm thick Kingspan Kooltherm FM insulation (C/S)	5x2 mm	
PVC Pipe 110mm Ø, 6.6mm wall thickness. 20 mm thick Kingspan Kooltherm FM insulation (C/S)	5x2 mm	
PVC Pipe 40mm Ø, 1.9mm wall thickness. 32 mm thick Armacell Armflex Class O (C/S)	3x2 mm	
PVC Pipe 40mm Ø, 3mm wall thickness. 9 mm thick Armacell Armflex Class O (C/S)	3x2 mm	
PVC Pipe 110mm Ø, 4.2mm wall thickness. 32 mm thick Armacell Armflex Class O (C/S)	5x2 mm	
PVC Pipe 110mm Ø, 6.6mm wall thickness. 13mm thick Armacell Armflex Class O (C/S)	5x2 mm	

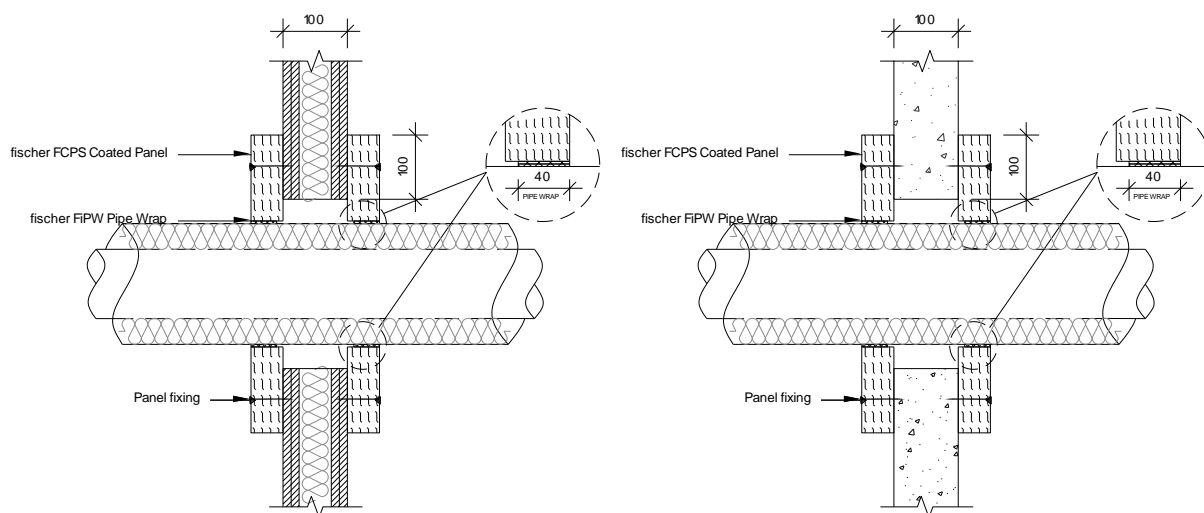
B11 fischer FCPS Coated Panel System Penetration Seal in Flexible or Rigid Walls min. 100 mm thick

B11.1 fischer Single Layer Pattress (50mm) fischer FCPS Coated Panel System Penetration Seal

B 11.1.1 Insulated Metallic Pipes

Construction details:

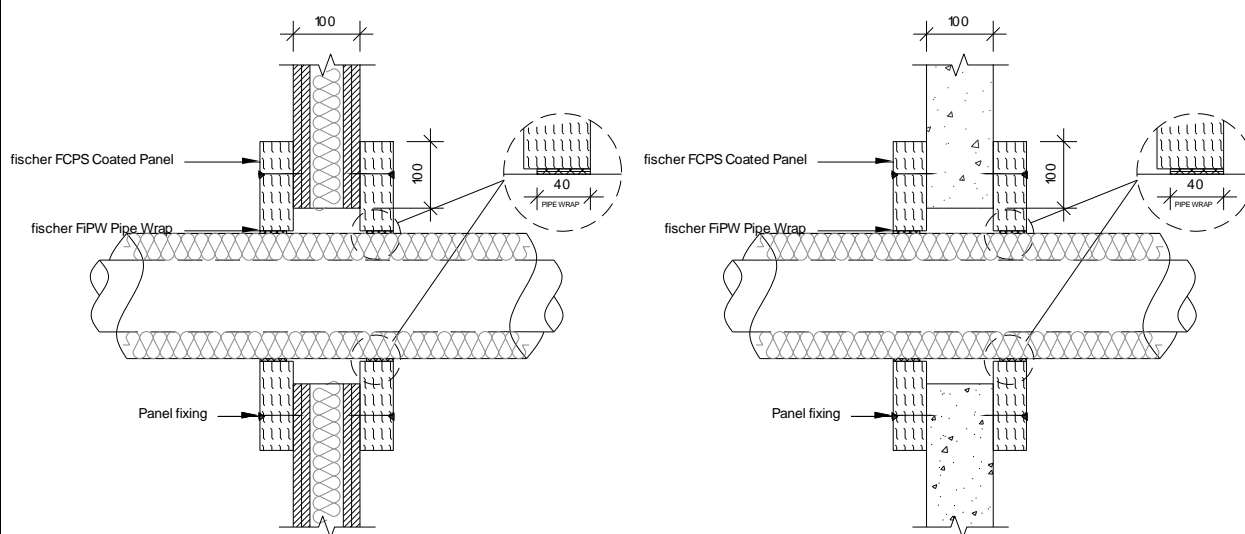
- Single layer of fischer FCPS Coated Panel System (50mm) Single layer pattress
- Max. Aperture size 730mm wide x 1200mm high
- Pattress installation of fischer FCPS Coated Panel System.
- The Batts are installed in horizontal rows and fixed in minimum two vertical edges. Overlap of batts to substrate min 100mm.
- Batts mechanically fixed to substrate with min 6mm x 80mm steel screws and steel retaining washer. Fixings installed at max 300mm centers.
- 2 x 2mm thick layers of FiPW-E / FiPW Pipe Wrap installed both sides of the substrate within the pattress installation.
- Equivalent elastomeric pipe insulation classified BL – s2, d0 or better to EN 13501-1
- Equivalent Phenolic foam pipe insulation classified BL – s1, d0 or better to EN 13501-1



Service(s)	Classification
Steel or Copper Pipe 42-159mm Ø, 1.2mm – 14.2mm wall thickness. 13-25mm thick K Flex ST Insulation (C/S)	E 120 C/U EI 60 C/U
Steel or Copper Pipe 42mm Ø, 1.2 – 14.2mm wall thickness. 13-25mm thick K Flex ST insulation (C/S)	E 120 C/U EI 90 C/U
Steel or Copper Pipe 42-108mm Ø, 1.2 – 14.2mm wall thickness. 25 -40mm thick Kingspan Kooltherm FM insulation (C/S)	E 120 C/U EI 60 C/U
Steel or Copper Pipe 42mm Ø, 1.2–14.2mm wall thickness. 25 -40mm thick Kingspan Kooltherm FM insulation (C/S)	E 120 C/U EI 90 C/U
Steel or Copper Pipe 42mm Ø, 1.2–14.2mm wall thickness. 50mm thick glassfibre insulation min. 30kg/m ³ (C/S)	E 120 C/U EI 90 C/U

Construction details:

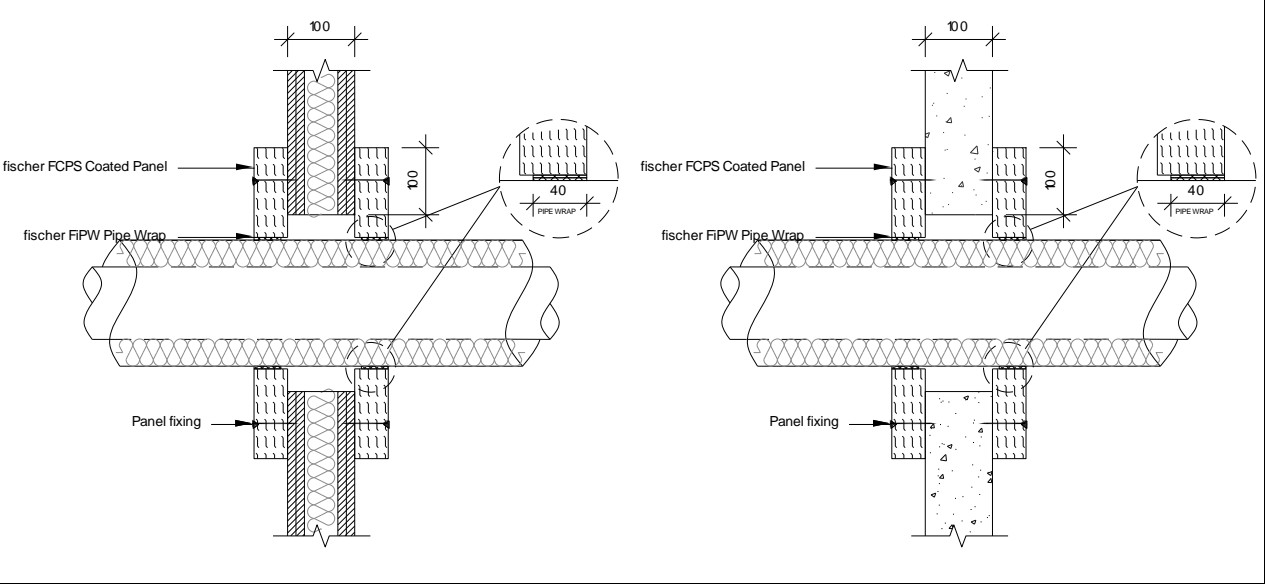
- Single layer of fischer FCPS Coated Panel System (50mm) Single layer pattress
- Max. Aperture size 2600mm wide x 2600mm high
- Pattress installation of fischer FCPS Coated Panel System.
- The Batts are installed in horizontal rows and fixed in minimum two vertical edges. Overlap of batts to substrate min 100mm.
- Batts mechanically fixed to substrate with min 6mm x 80mm steel screws and steel retaining washer. Fixings installed at max 300mm centers.
- 2 x 2mm thick layers of FiPW-E / FiPW Pipe Wrap installed both sides of the substrate within the pattress installation.
- Equivalent elastomeric pipe insulation classified BL – s2, d0 or better to EN 13501-1
- Equivalent Phenolic foam pipe insulation classified BL – s1, d0 or better to EN 13501-1



Service(s)	Classification
Steel or Copper Pipe 42-159mm Ø, 1.2mm – 14.2mm wall thickness. 13-25mm thick K Flex ST Insulation (C/S)	EI 60 C/U
Steel or Copper Pipe 42mm Ø, 1.2 – 14.2mm wall thickness. 13-25mm thick K Flex ST insulation (C/S)	
Steel or Copper Pipe 42-108mm Ø, 1.2 – 14.2mm wall thickness. 25 -40mm thick Kingspan Kooltherm FM insulation (C/S)	
Steel or Copper Pipe 42mm Ø, 1.2–14.2mm wall thickness. 25 -40mm thick Kingspan Kooltherm FM insulation (C/S)	
Steel or Copper Pipe 42mm Ø, 1.2–14.2mm wall thickness. 50mm thick glassfibre insulation min. 30kg/m ³ (C/S)	

Construction details:

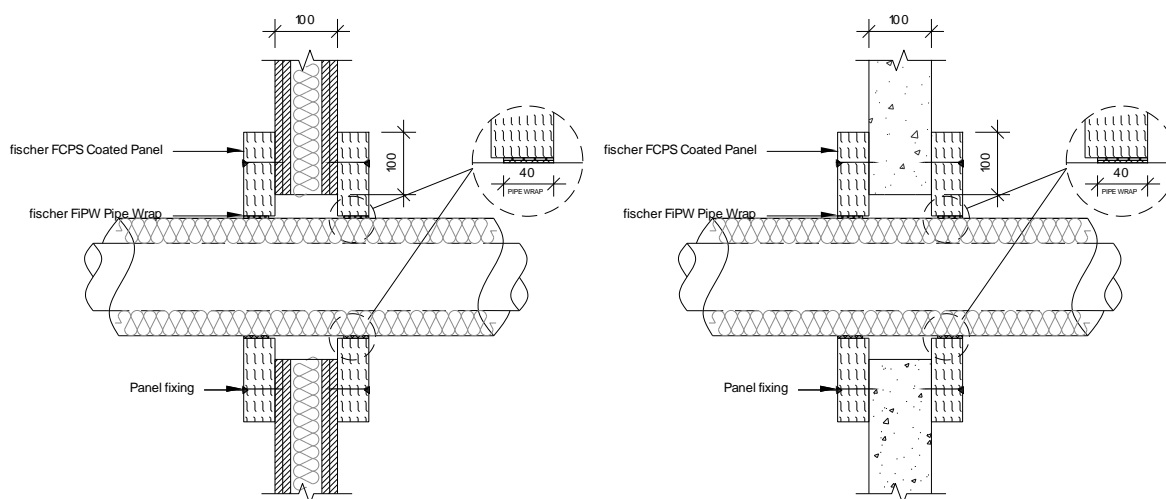
- Single layer of fischer FCPS Coated Panel System (50mm) Single layer pattress
- Max. Aperture size 730mm wide x 1200mm high
- pattress installation of fischer FCPS Coated Panel System.
- The Batts are installed in horizontal rows and fixed in minimum two vertical edges. Overlap of batts to substrate min 100mm.
- Batts mechanically fixed to substrate with min 6mm x 80mm steel screws and steel retaining washer. Fixings installed at max 300mm centers.



Service(s)	Classification
Steel or Copper Pipe 42-159mm Ø, 2mm – 14.2mm 25 mm thick foil faced glassfibre insulation min 30 kg/m ³	E 120 C/U EI 45 C/U
Steel or Copper Pipe 42mm Ø, 1mm – 14.2mm wall thickness. 25mm thick foil faced glassfibre insulation min. 30kg/m ³ (C/S)	E 120 C/U EI 60 C/U

Construction details:

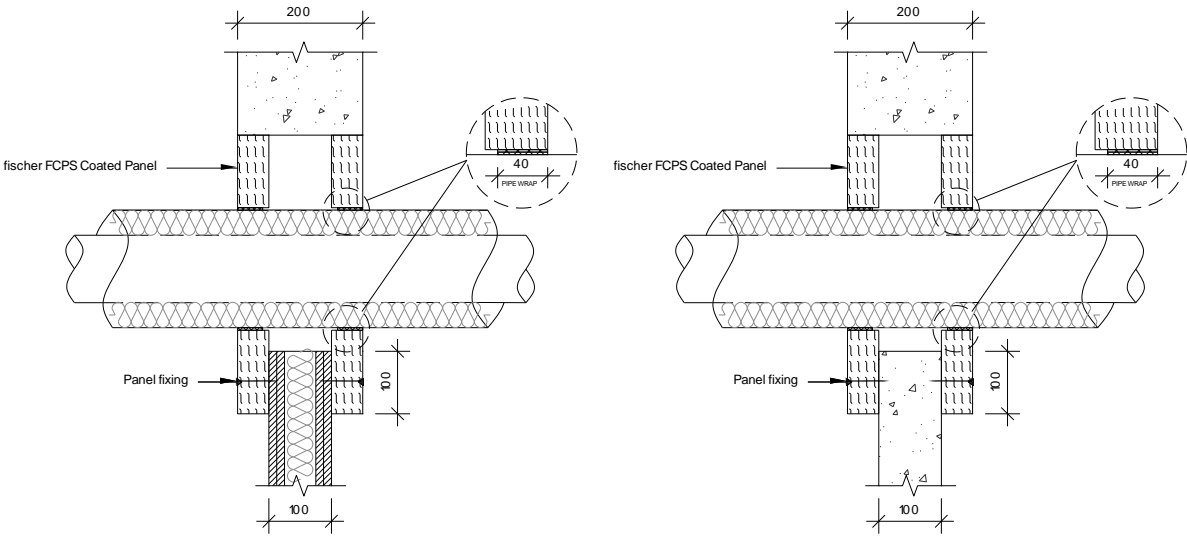
- Single layer of fischer FCPS Coated Panel System (50mm) Single layer pattress
- Max. Aperture size 2600mm wide x 2600mm high
- pattress installation of fischer FCPS Coated Panel System.
- The Batts are installed in horizontal rows and fixed in minimum two vertical edges. Overlap of batts to substrate min 100mm.
- Batts mechanically fixed to substrate with min 6mm x 80mm steel screws and steel retaining washer. Fixings installed at max 300mm centers.



Service(s)	Classification
Steel or Copper Pipe 42-159mm Ø, 2mm – 14.2mm 25 mm thick foil faced glassfibre insulation min 30 kg/m ³	E 60 C/U EI 45 C/U
Steel or Copper Pipe 42mm Ø, 1mm – 14.2mm wall thickness. 25mm thick foil faced glassfibre insulation min. 30kg/m ³ (C/S)	E 60 C/U EI 60 C/U

Construction details:

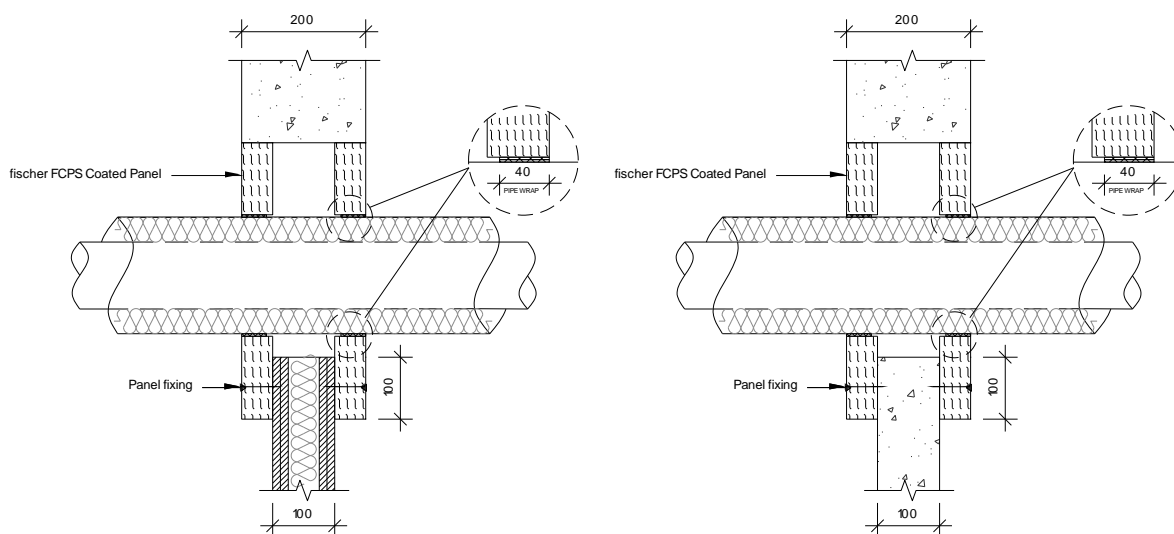
- Single layer of fischer FCPS Coated Panel System (50mm) Single layer pattress
- Max. Aperture size 730mm wide x 1200mm high
- 30 mm overlap pattress installed flush to soffit.
- The Batts are installed in horizontal rows and fixed in minimum two vertical edges. Overlap of batts to substrate min 100mm.
- Batts mechanically fixed to substrate with min 6mm x 80mm steel screws and steel retaining washer. Fixings installed at max 300mm centers.
- 2x 2mm thick layers of FiPW-E / FiPW Pipe Wrap installed both sides of the substrate within the pattress installation.
- Equivalent Phenolic foam pipe insulation classified BL – s1, d0 or better to EN 13501-1



Service(s)	Classification
Steel or Copper Pipe 42mm Ø, 1.0mm – 14.2mm wall thickness. 50mm thick Kingspan (C/S 400mm)	E 60 C/U EI 45 C/U

Construction details:

- Single layer of fischer FCPS Coated Panel System (50mm) Single layer pattress
- Max. Aperture size 2600mm wide x 2600mm high
- 30 mm overlap pattress installed flush to soffit.
- The Batts are installed in horizontal rows and fixed in minimum two vertical edges. Overlap of batts to substrate min 100mm.
- Batts mechanically fixed to substrate with min 6mm x 80mm steel screws and steel retaining washer. Fixings installed at max 300mm centers.
- 2x 2mm thick layers of FiPW-E / FiPW Pipe Wrap installed both sides of the substrate within the pattress installation.
- Equivalent Phenolic foam pipe insulation classified BL – s1, d0 or better to EN 13501-1



Service(s)	Classification
Steel or Copper Pipe 42mm Ø, 1.0mm – 14.2mm wall thickness. 50mm thick Kingspan (C/S 400mm)	EI 60 C/U

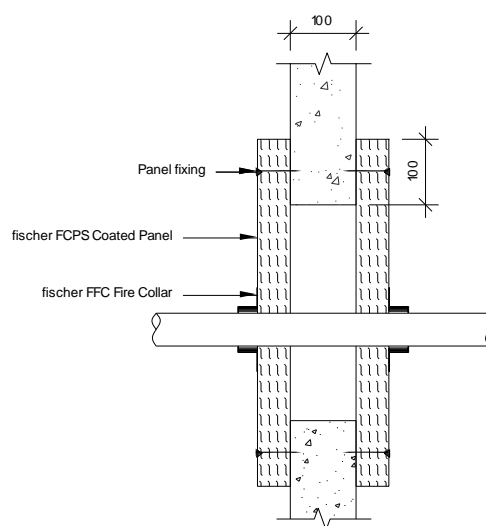
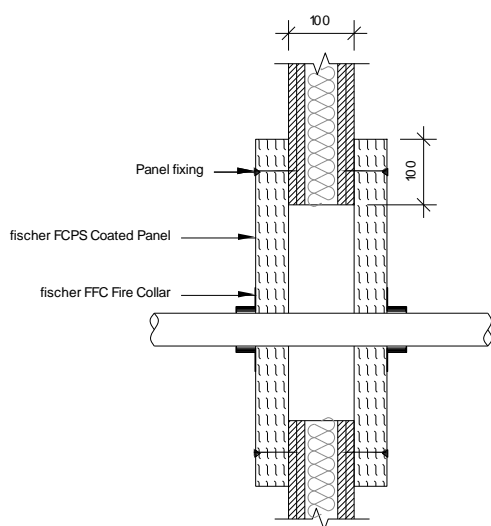
B12 fischer FCPS Coated Panel System Penetration Seal in Flexible or Rigid Walls min. 100 mm thick

B12.1 fischer Single Layer Pattress (50mm) fischer FCPS Coated Panel System Penetration Seal

B 12.1.1 Plastic Pipes

Construction details:

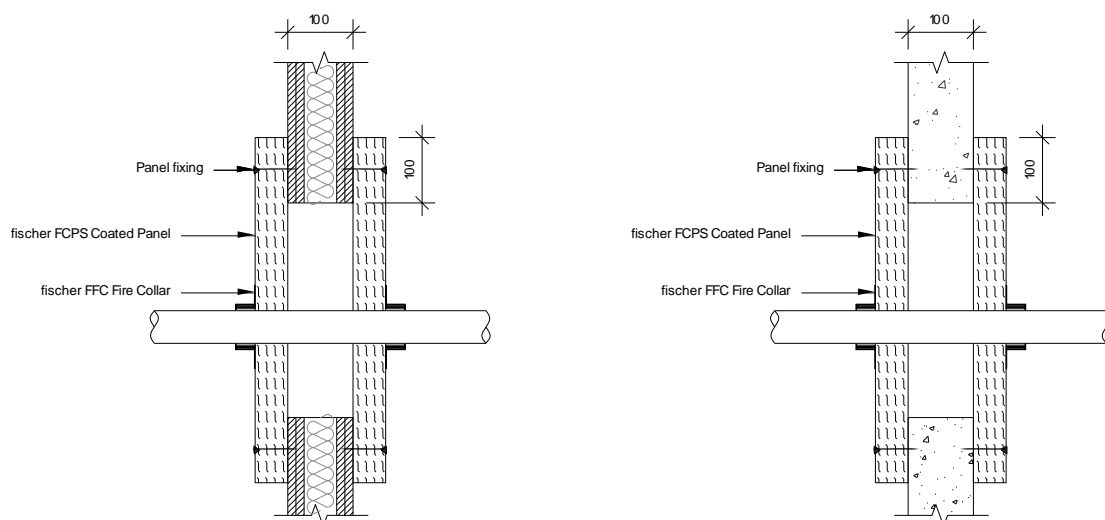
- Single layer of fischer FCPS Coated Panel System (50mm) Plastic Pipes
- Max. Aperture size 2600mm wide x 2600mm high
- Penetrations positioned as per option 1 or 2 below, 0mm distance between services and 50mm to edge of seal.
- pattress installation of fischer FCPS Coated Panel System. The Batts are installed in horizontal rows and fixed in minimum two vertical edges. Overlap of batts to substrate min 100mm. Batts mechanically fixed to substrate with min 6mm x 80mm steel screws and steel retaining washer. Fixings installed at max 300mm centers.
- Collars secured both faces of the substrate utilizing 80mm long pig tail screw through to the fischer FCPS Coated Panel System



Penetration Specification	FFC Collar	Classification
PVC Pipe 32mm Ø, 1.8mm wall thickness	32 mm	EI 60 U/C
PVC Pipe 40mm Ø, 1.8mm wall thickness	40 mm	
PVC Pipe 50mm Ø, 1.8mm wall thickness	50 mm	
PVC Pipe 55mm Ø, 1.8-2.3mm wall thickness	55 mm	
PVC Pipe 63mm Ø, 2.3-3mm wall thickness	63 mm	
PVC Pipe 75mm Ø, 3.1-4.8mm wall thickness	75 mm	
PVC Pipe 82mm Ø, 3.1-4.8mm wall thickness	82 mm	
PVC Pipe 90mm Ø, 4.2-7.4mm wall thickness	90 mm	
PVC Pipe 100mm Ø, 4.2-7.4mm wall thickness	100 mm	
PVC Pipe 110mm Ø, 4.2-7.4mm wall thickness	110 mm	
PVC Pipe 125mm Ø, 6mm wall thickness	125 mm	
PVC Pipe 140mm Ø, 6.1-7.5mm wall thickness	140 mm	
PVC Pipe 160mm Ø, 6.2-9.5mm wall thickness	160 mm	

Construction details:

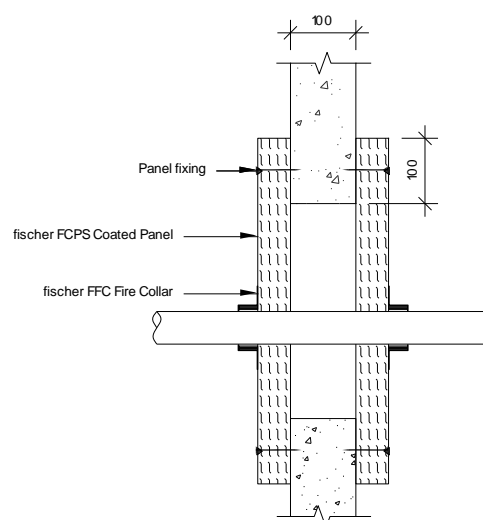
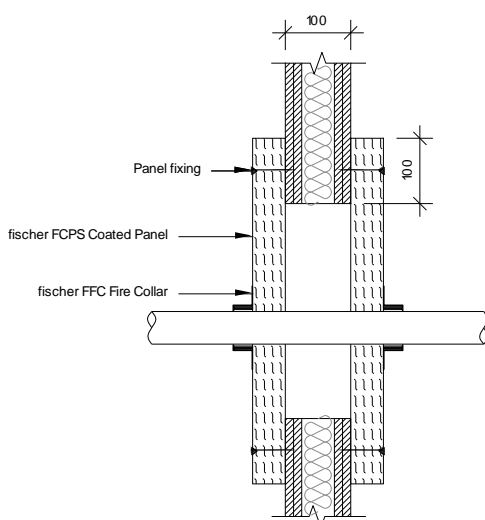
- Single layer of fischer FCPS Coated Panel System (50mm) Plastic Pipes
- Max. Aperture size 730mm wide x 1200mm high
- Penetrations positioned as per option 1 or 2 below, 0mm distance between services and 50mm to edge of seal.
- pattern installation of fischer FCPS Coated Panel System. The Batts are installed in horizontal rows and fixed in minimum two vertical edges. Overlap of batts to substrate min 100mm. Batts mechanically fixed to substrate with min 6mm x 80mm steel screws and steel retaining washer. Fixings installed at max 300mm centers.
- Collars secured both faces of the substrate utilizing 80mm long pig tail screw through to the fischer FCPS Coated Panel System



Penetration Specification	FFC Collar	Classification
PVC Pipe 32mm Ø, 1.8mm wall thickness	32 mm	EI 120 U/C
PVC Pipe 40mm Ø, 1.8mm wall thickness	40 mm	
PVC Pipe 50mm Ø, 1.8mm wall thickness	50 mm	
PVC Pipe 55mm Ø, 1.8-2.3mm wall thickness	55 mm	
PVC Pipe 63mm Ø, 2.3-3mm wall thickness	63 mm	
PVC Pipe 75mm Ø, 3.1-4.8mm wall thickness	75 mm	
PVC Pipe 82mm Ø, 3.1-4.8mm wall thickness	82 mm	
PVC Pipe 90mm Ø, 4.2-7.4mm wall thickness	90 mm	
PVC Pipe 100mm Ø, 4.2-7.4mm wall thickness	100 mm	
PVC Pipe 110mm Ø, 4.2-7.4mm wall thickness	110 mm	
PVC Pipe 125mm Ø, 6mm wall thickness	125 mm	
PVC Pipe 140mm Ø, 6.1-7.5mm wall thickness	140 mm	
PVC Pipe 160mm Ø, 6.2-9.5mm wall thickness	160 mm	

Construction details:

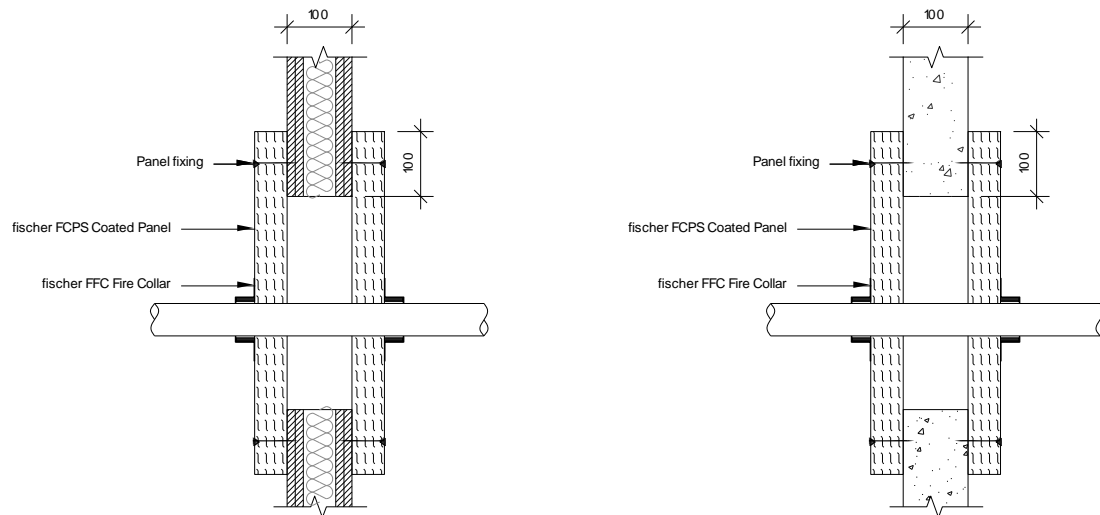
- Single layer of fischer FCPS Coated Panel System (50mm) Plastic Pipes
- Max. Aperture size 730mm wide x 1200mm high
- Penetrations positioned as per option 1 or 2 below, 0mm distance between services and 50mm to edge of seal.
- pattern installation of fischer FCPS Coated Panel System. The Batts are installed in horizontal rows and fixed in minimum two vertical edges. Overlap of batts to substrate min 100mm. Batts mechanically fixed to substrate with min 6mm x 80mm steel screws and steel retaining washer. Fixings installed at max 300mm centers.
- Collars secured both faces of the substrate utilizing 80mm long pig tail screw through to the fischer FCPS Coated Panel System



Penetration Specification	FFC Collar	Classification
PVC Pipe 32mm Ø, 2.9mm wall thickness	32 mm	EI 120 U/C
PVC Pipe 40mm Ø, 2.9mm wall thickness	40 mm	
PVC Pipe 50mm Ø, 2.9mm wall thickness	50 mm	
PVC Pipe 55mm Ø, 2.9-4.4mm wall thickness	55 mm	
PVC Pipe 63mm Ø, 2.9-4.4mm wall thickness	63 mm	
PVC Pipe 75mm Ø, 2.8-6.7mm wall thickness	75 mm	
PVC Pipe 82mm Ø, 2.8-6.7mm wall thickness	82 mm	
PVC Pipe 90mm Ø, 2.7-10mm wall thickness	90 mm	
PVC Pipe 100mm Ø, 2.7-10mm wall thickness	100 mm	
PVC Pipe 110mm Ø, 2.7-10mm wall thickness	110 mm	
PVC Pipe 125mm Ø, 3.1mm wall thickness	125 mm	
PVC Pipe 140mm Ø, 3.5-8mm wall thickness	140 mm	
PVC Pipe 160mm Ø, 4-14.6mm wall thickness	160 mm	

Construction details:

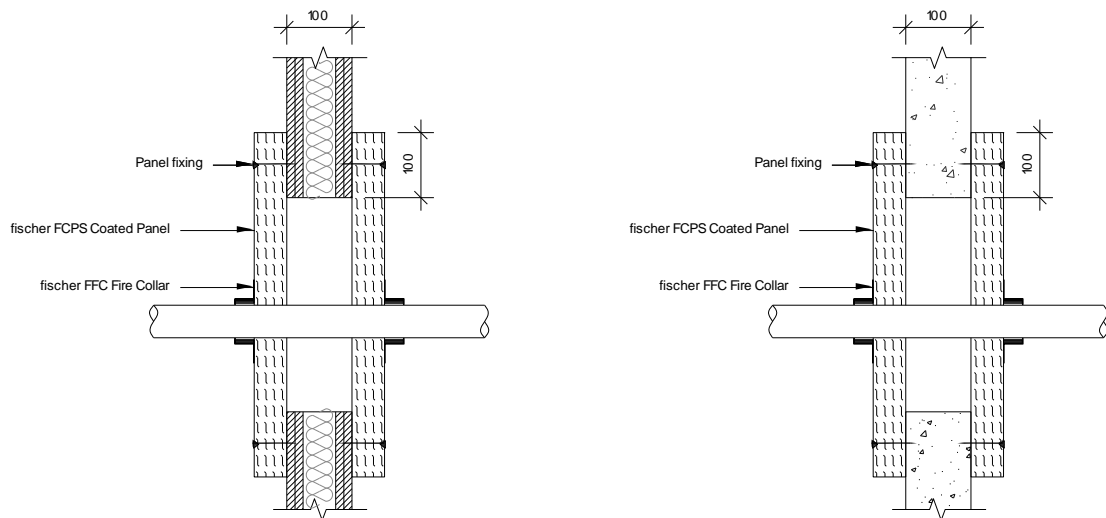
- Single layer of fischer FCPS Coated Panel System (50mm) Plastic Pipes
- Max. Aperture size 2600mm wide x 2600mm high
- Penetrations positioned as per option 1 or 2 below, 0mm distance between services and 50mm to edge of seal.
- pattern installation of fischer FCPS Coated Panel System. The Batts are installed in horizontal rows and fixed in minimum two vertical edges. Overlap of batts to substrate min 100mm. Batts mechanically fixed to substrate with min 6mm x 80mm steel screws and steel retaining washer. Fixings installed at max 300mm centers.
- Collars secured both faces of the substrate utilizing 80mm long pig tail screw through to the fischer FCPS Coated Panel System



Penetration Specification	FFC Collar	Classification
PVC Pipe 32mm Ø, 2.9mm wall thickness	32 mm	EI 60 U/C
PVC Pipe 40mm Ø, 2.9mm wall thickness	40 mm	
PVC Pipe 50mm Ø, 2.9mm wall thickness	50 mm	
PVC Pipe 55mm Ø, 2.9-4.4mm wall thickness	55 mm	
PVC Pipe 63mm Ø, 2.9-4.4mm wall thickness	63 mm	
PVC Pipe 75mm Ø, 2.8-6.7mm wall thickness	75 mm	
PVC Pipe 82mm Ø, 2.8-6.7mm wall thickness	82 mm	
PVC Pipe 90mm Ø, 2.7-10mm wall thickness	90 mm	
PVC Pipe 100mm Ø, 2.7-10mm wall thickness	100 mm	
PVC Pipe 110mm Ø, 2.7-10mm wall thickness	110 mm	
PVC Pipe 125mm Ø, 3.1mm wall thickness	125 mm	
PVC Pipe 140mm Ø, 3.5-8mm wall thickness	140 mm	
PVC Pipe 160mm Ø, 4-14.6mm wall thickness	160 mm	

Construction details:

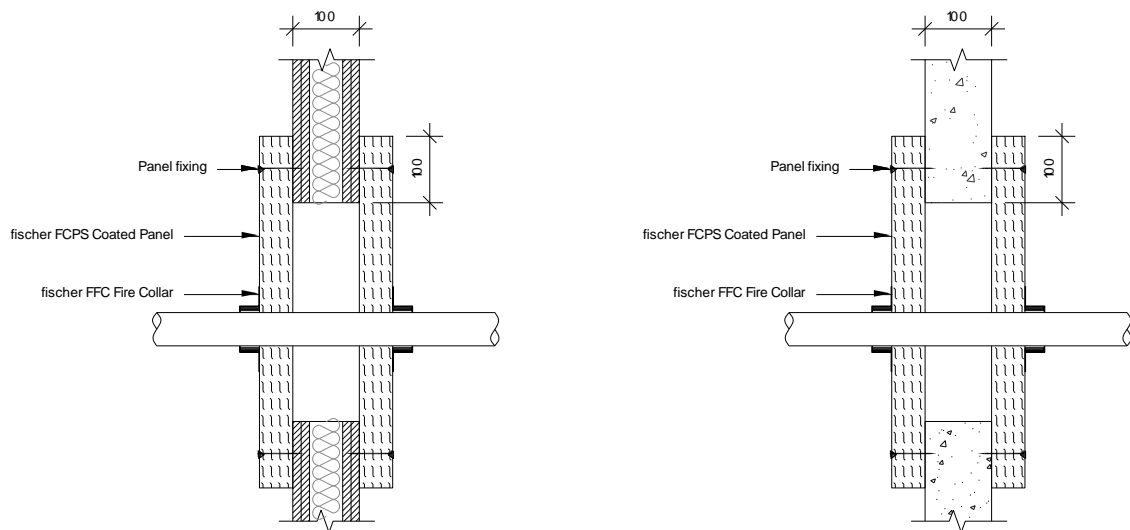
- Single layer of fischer FCPS Coated Panel System (50mm) Plastic Pipes
- Max. Aperture size 730mm wide x 1200mm high
- Penetrations positioned as per option 1 or 2 below, 0mm distance between services and 50mm to edge of seal.
- pattern installation of fischer FCPS Coated Panel System. The Batts are installed in horizontal rows and fixed in minimum two vertical edges. Overlap of batts to substrate min 100mm. Batts mechanically fixed to substrate with min 6mm x 80mm steel screws and steel retaining washer. Fixings installed at max 300mm centers.
- Collars secured both faces of the substrate utilizing 80mm long pig tail screw through to the fischer FCPS Coated Panel System



Penetration Specification	FFC Collar	Classification
PVC Pipe 32mm Ø, 2.9mm wall thickness	32 mm	EI 120 U/C
PVC Pipe 40mm Ø, 2.9mm wall thickness	40 mm	
PVC Pipe 50mm Ø, 2.9mm wall thickness	50 mm	
PVC Pipe 55mm Ø, 2.9-4.4mm wall thickness	55 mm	
PVC Pipe 63mm Ø, 2.9-4.4mm wall thickness	63 mm	
PVC Pipe 75mm Ø, 2.8-6.7mm wall thickness	75 mm	
PVC Pipe 82mm Ø, 2.8-6.7mm wall thickness	82 mm	
PVC Pipe 90mm Ø, 2.7-10mm wall thickness	90 mm	
PVC Pipe 100mm Ø, 2.7-10mm wall thickness	100 mm	
PVC Pipe 110mm Ø, 2.7-10mm wall thickness	110 mm	
PVC Pipe 125mm Ø, 3.1mm wall thickness	125 mm	
PVC Pipe 140mm Ø, 3.9-5.8mm wall thickness	140 mm	
PVC Pipe 160mm Ø, 4.9-9.5mm wall thickness	160 mm	

Construction details:

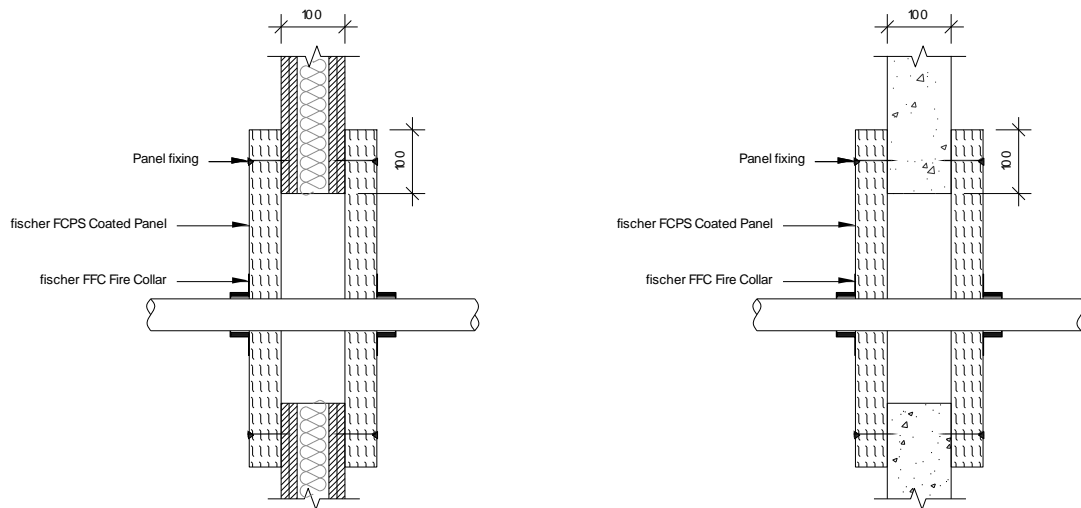
- Single layer of fischer FCPS Coated Panel System (50mm) Plastic Pipes
- Max. Aperture size 2600mm wide x 2600mm high
- Penetrations positioned as per option 1 or 2 below, 0mm distance between services and 50mm to edge of seal.
- pattern installation of fischer FCPS Coated Panel System. The Batts are installed in horizontal rows and fixed in minimum two vertical edges. Overlap of batts to substrate min 100mm. Batts mechanically fixed to substrate with min 6mm x 80mm steel screws and steel retaining washer. Fixings installed at max 300mm centers.
- Collars secured both faces of the substrate utilizing 80mm long pig tail screw through to the fischer FCPS Coated Panel System



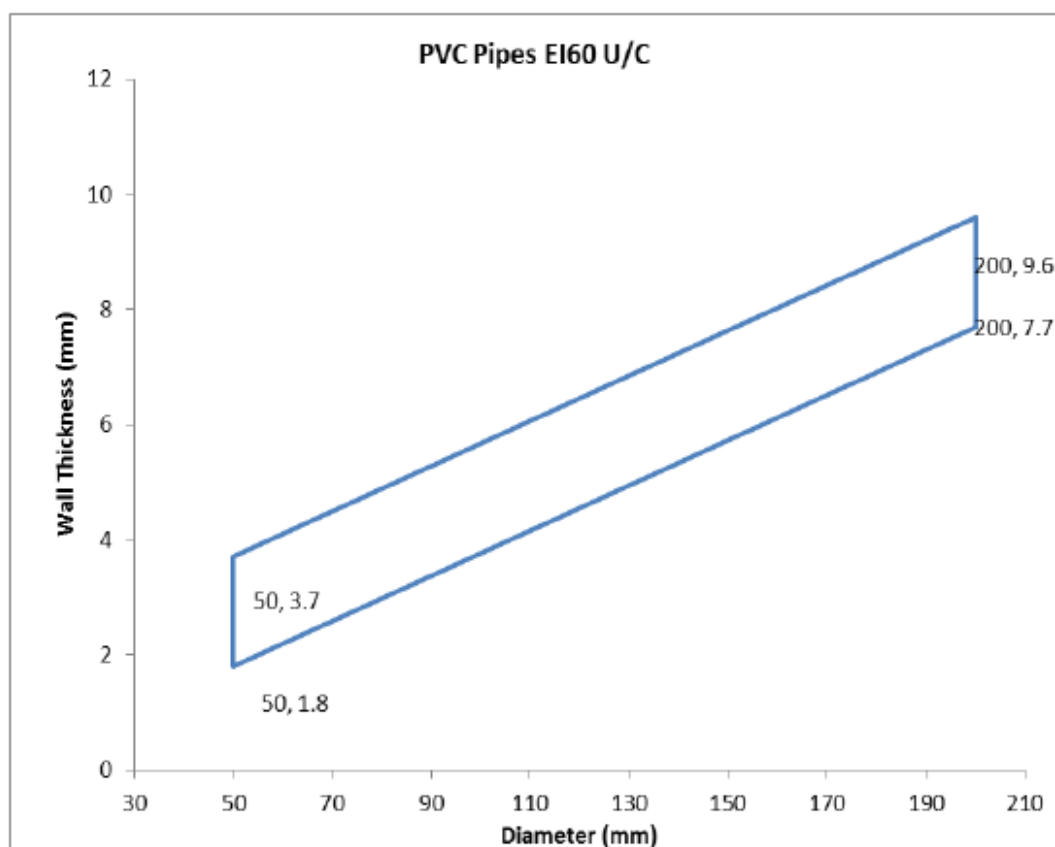
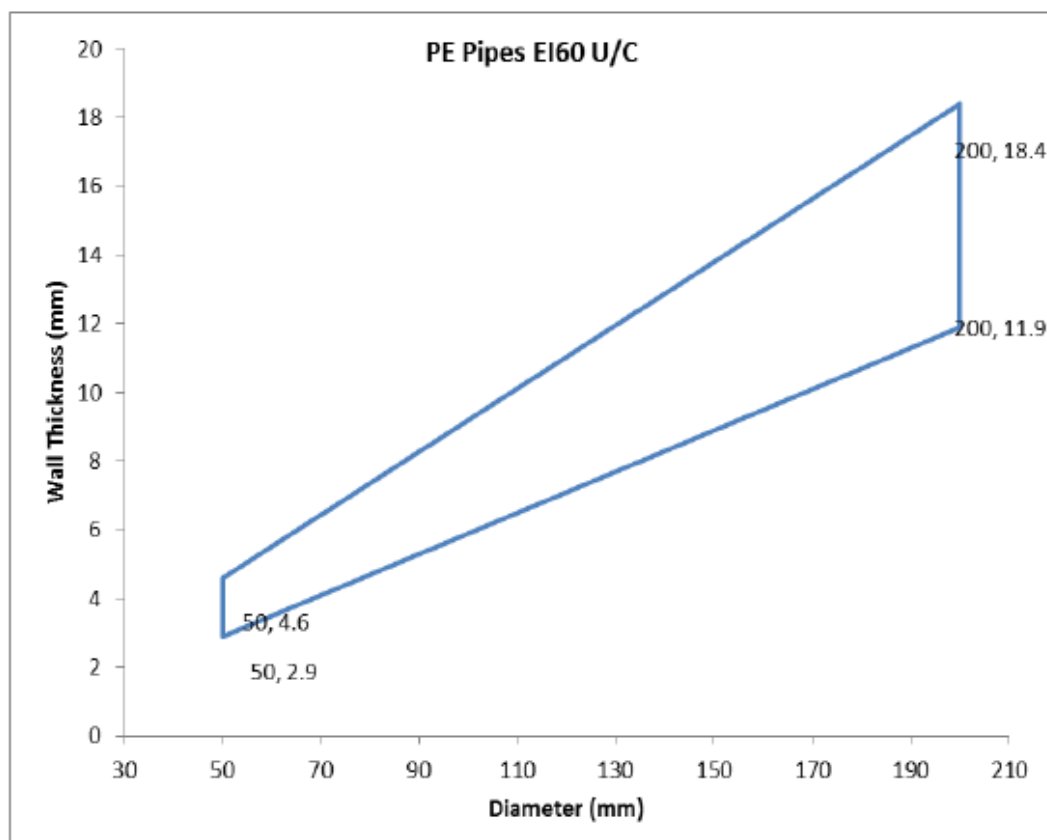
Penetration Specification	FFC Collar	Classification
PVC Pipe 32mm Ø, 2.9mm wall thickness	32 mm	EI 60 U/C
PVC Pipe 40mm Ø, 2.9mm wall thickness	40 mm	
PVC Pipe 50mm Ø, 2.9mm wall thickness	50 mm	
PVC Pipe 55mm Ø, 2.9-4.4mm wall thickness	55 mm	
PVC Pipe 63mm Ø, 2.9-4.4mm wall thickness	63 mm	
PVC Pipe 75mm Ø, 2.8-6.7mm wall thickness	75 mm	
PVC Pipe 82mm Ø, 2.8-6.7mm wall thickness	82 mm	
PVC Pipe 90mm Ø, 2.7-10mm wall thickness	90 mm	
PVC Pipe 100mm Ø, 2.7-10mm wall thickness	100 mm	
PVC Pipe 110mm Ø, 2.7-10mm wall thickness	110 mm	
PVC Pipe 125mm Ø, 3.1mm wall thickness	125 mm	
PVC Pipe 140mm Ø, 3.9-5.8mm wall thickness	140 mm	
PVC Pipe 160mm Ø, 4.9-9.5mm wall thickness	160 mm	

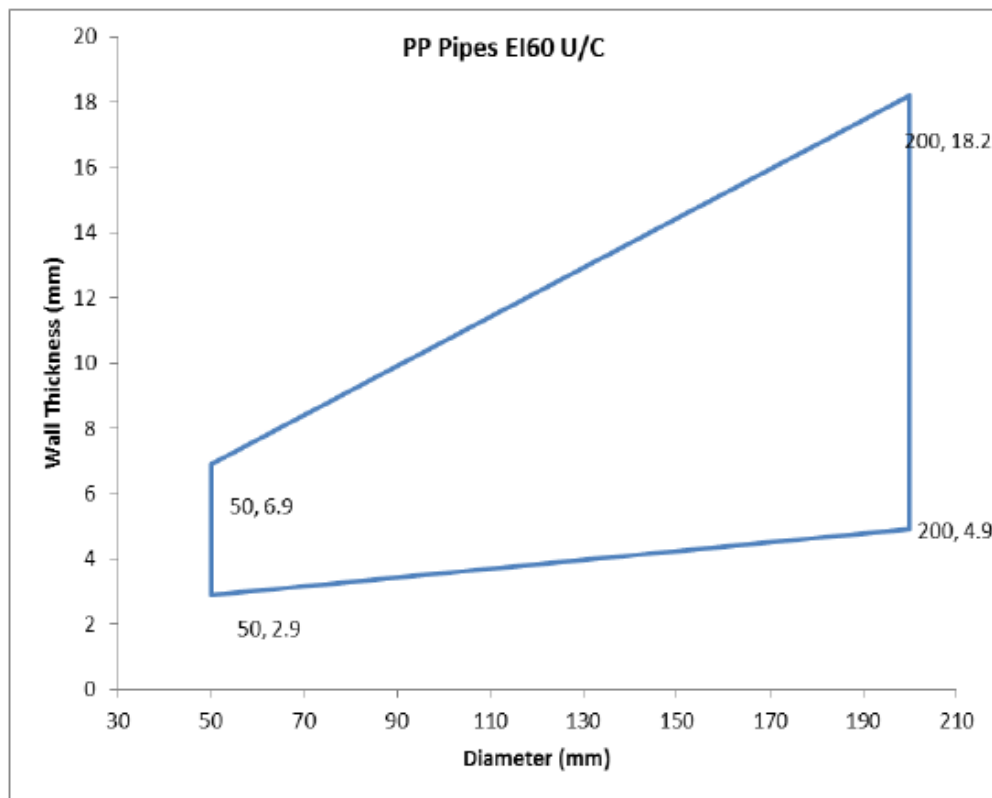
Construction details:

- Single layer of fischer FCPS Coated Panel System (50mm) Plastic Pipes
- Max. Aperture size 2600mm wide x 2600mm high
- Penetrations positioned as per option 1 or 2 below, 0mm distance between services and 50mm to edge of seal.
- pattern installation of fischer FCPS Coated Panel System. The Batts are installed in horizontal rows and fixed in minimum two vertical edges. Overlap of batts to substrate min 100mm. Batts mechanically fixed to substrate with min 6mm x 80mm steel screws and steel retaining washer. Fixings installed at max 300mm centers.
- Collars secured both faces of the substrate utilizing 80mm long pig tail screw through to the fischer FCPS Coated Panel System

**Scope and classification as below**

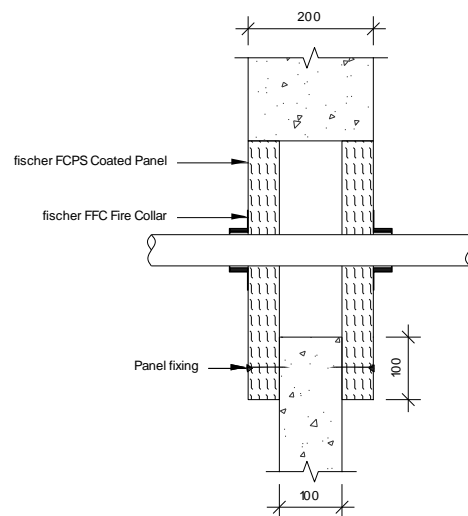
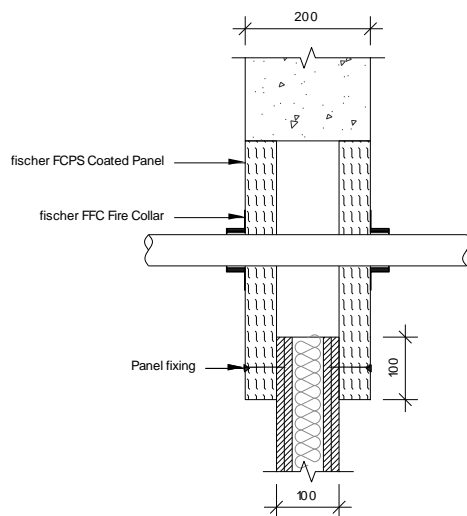
Intumescent Thickness	
Pipe Diameter	Intumescent Material
ø 32 mm - ø 50 mm	40 mm (W) x 2 mm (T)
ø 51 mm - ø 82 mm	40 mm (W) x 4 mm (T)
ø 83 mm - ø 115 mm	40 mm (W) x 6 mm (T)
ø 116 mm - ø 160 mm	40 mm (W) x 8 mm (T)
ø 161 mm - ø 200 mm	40 mm (W) x 10 mm (T)
ø 201 mm - ø 250 mm	40 mm (W) x 12 mm (T)





Construction details:

- Single layer of fischer FCPS Coated Panel System (50mm) Plastic Pipes
- Max. Aperture size 2600mm wide x 2600mm high
- 30 mm overlap pattress installed flush to soffit.
- Penetrations positioned as per option 1 or 2 below, 0mm distance between services and 50mm to edge of seal.
- pattress installation of fischer FCPS Coated Panel System. The Batts are installed in horizontal rows and fixed in minimum two vertical edges. Overlap of batts to substrate min 100mm. Batts mechanically fixed to substrate with min 6mm x 80mm steel screws and steel retaining washer. Fixings installed at max 300mm centers.
- Collars secured both faces of the substrate utilizing 80mm long pig tail screw through to the fischer FCPS Coated Panel System



Service(s)	Classification
PVC Pipe 110mm Ø, 4.2mm wall thickness	EI 60 C/U

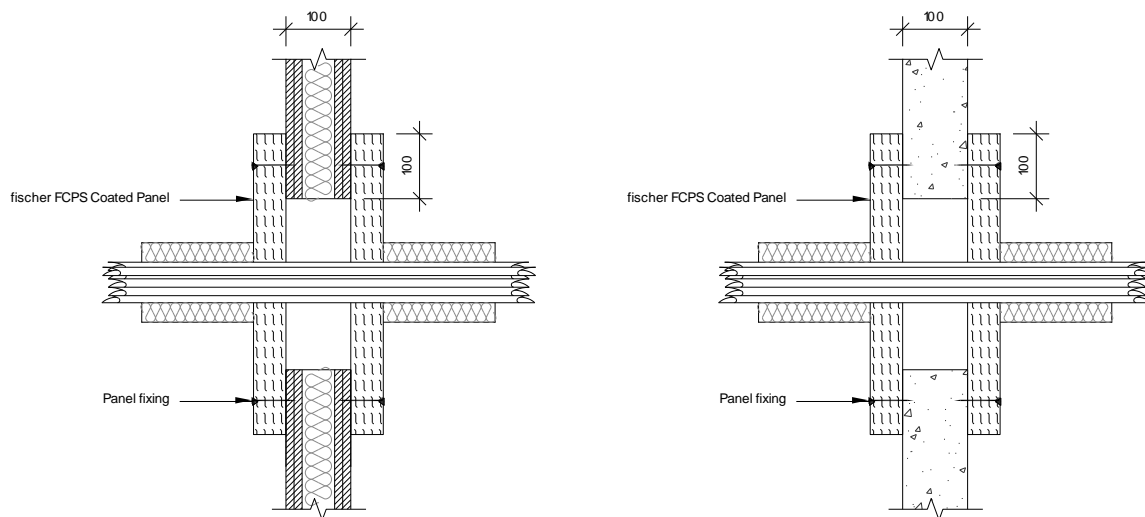
B13 fischer FCPS Coated Panel System Penetration Seal in Flexible or Rigid Walls min. 100 mm thick

B13.1 fischer Single Layer Pattress (50mm) fischer FCPS Coated Panel System Penetration Seal

B 13.1.1 Electrical Cables and Conduits

Construction details:

- Single layer of fischer FCPS Coated Panel System (50mm) Single layer pattress
- Max. Aperture size 750mm wide x 1200mm high
- pattress installation of fischer FCPS Coated Panel System.
- The Batts are installed in horizontal rows and fixed in minimum two vertical edges. Overlap of batts to substrate min 100mm.
- Batts mechanically fixed to substrate with min 6mm x 80mm steel screws and steel retaining washer. Fixings installed at max 300mm centers.
- Cables and cable trays wrapped with a single layer of 40mm thick, 40kg/m³ Stone wool (L/I 300mm)



Service(s)	Classification
Electrical cables up to 80mm dia	EI 120
Cable Tray and Ladders	
100 mm diameter bundle telecommunication cable type "F"	
Unsheathed electrical cables up to 24mm dia	
Steel or copper conduits up to 16 mm dia	
Plastic Conduits up to 16 mm dia	

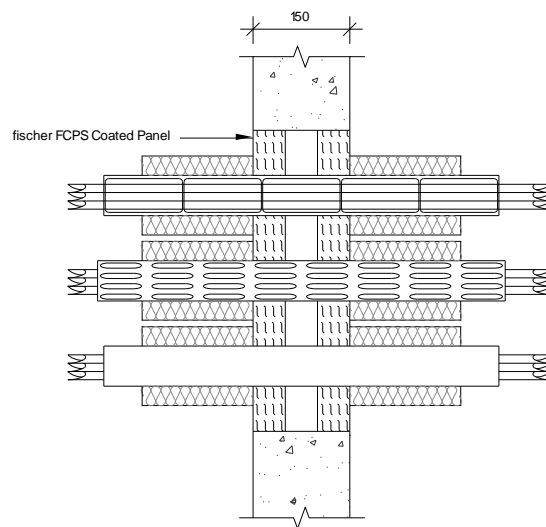
B14 fischer FCPS Coated Panel System Penetration Seal in Rigid Walls min. 150 mm thick

B14.1 fischer Double Layer (50mm) fischer FCPS Coated Panel System Penetration Seal

B14.1.1 Cable Penetrations

Construction details:

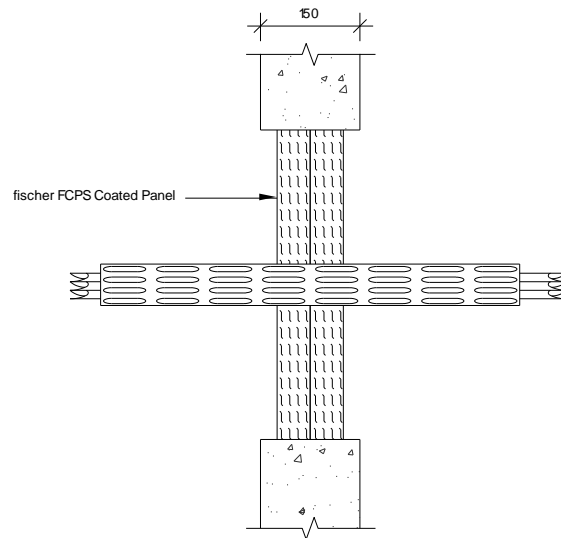
- Double layer of fischer FCPS Coated Panel System (50mm) installed internally within the wall.
- Max. Aperture size 700mm wide x 1100mm high
- Cables and cable trays wrapped with Stone Wool Insulation 45mm thick, 40Kg/m³ (L/I 200mm)
- First service support 400mm from both faces of the substrate



Service(s)	Classification
Electrical cables up to 21mm dia	EI 120
Electrical cables 22mm – 80mm dia	E120 EI90
Cable Trays and Ladders	EI 120
100 mm diameter bundle telecommunication cable type "F"	EI 120
Unsheathed electrical cables up to 24mm dia	EI 120

Construction details:

- Double layer of fischer FCPS Coated Panel System (50mm) installed internally within the wall.
- Max. Aperture size 750mm wide x 1100mm high
- First service support 250mm from both faces of the substrate



Service(s)	Classification
Electrical cables up to 21mm dia	E120 EI 90
Cable Tray	EI 60

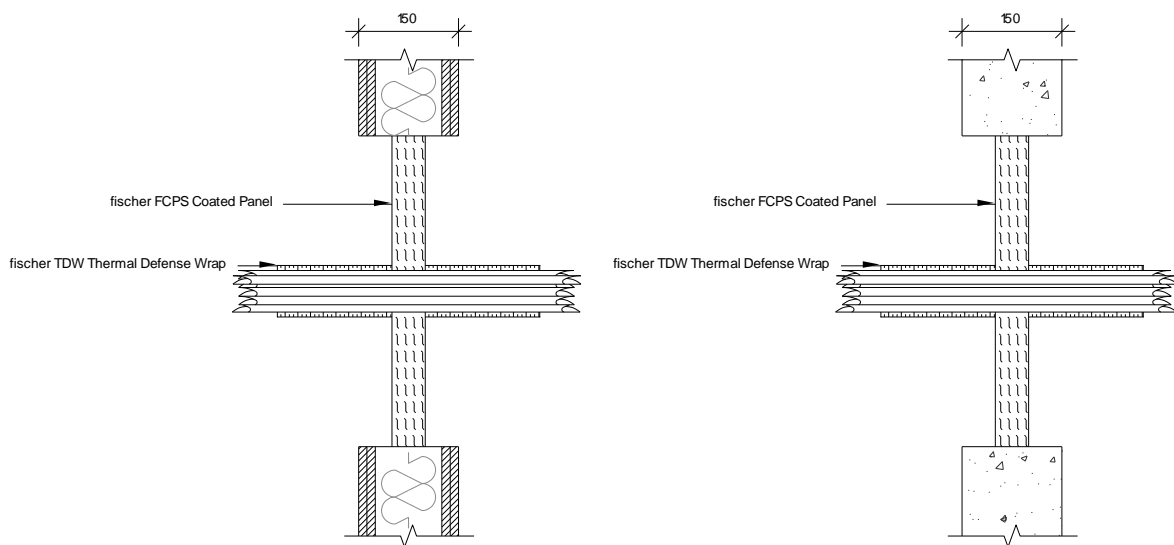
B15 fischer FCPS Coated Panel System Penetration Seal in Flexible or Rigid Walls min. 150 mm thick

B15.1 fischer single Layer (50mm) fischer FCPS Coated Panel System Penetration Seal

B 15.1.1 Cable Penetrations

Construction details:

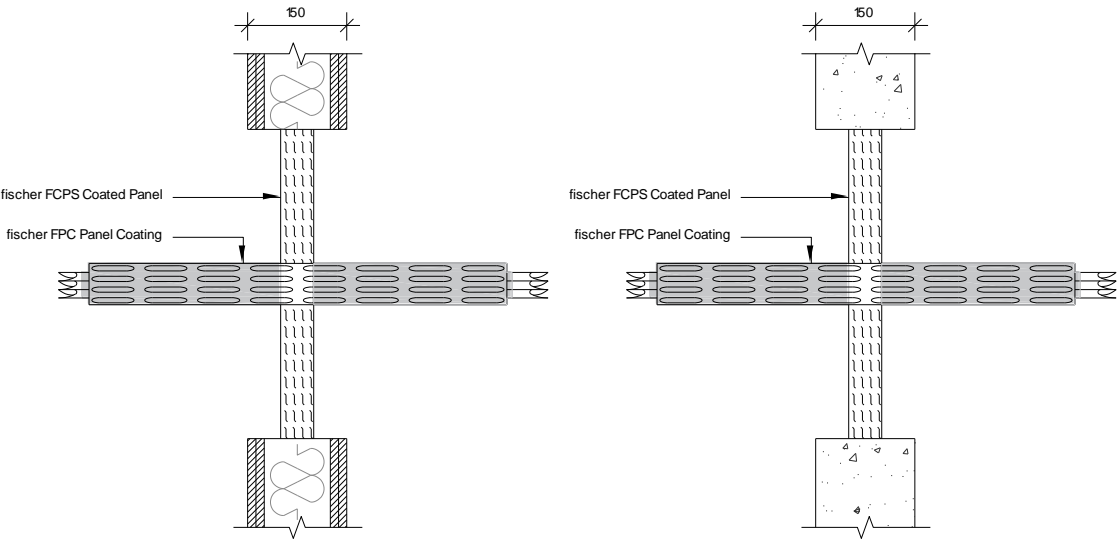
- Single layer of fischer FCPS Coated Panel System (50mm) installed internally within the wall.
- Max. Aperture size 750mm wide x 1100mm high
- Cables and cable trays wrapped with a single layer of 6mm thick fischer Thermal Defense Wrap (L/I 300mm)



Service(s)	Classification
Electrical cables up to 80mm dia	EI 60
Cable Tray and Ladders	
100 mm diameter bundle telecommunication cable type "F"	
Unsheathed electrical cables up to 24mm dia	

Construction details:

- Single layer of fischer FCPS Coated Panel System (50mm) installed internally within the wall.
- Max. Aperture size 750mm wide x 1100mm high
- All cables coated with 2mm DFT FPC Coating 300mm along the cables both sides of the seal



Service(s)	Classification
500 mm perforated cable tray	EI 30
Electrical cables up to 21mm dia	EI 45
1 off "C1" Cable	
1 off "C2" Cable	
1 off "C3" Cable	

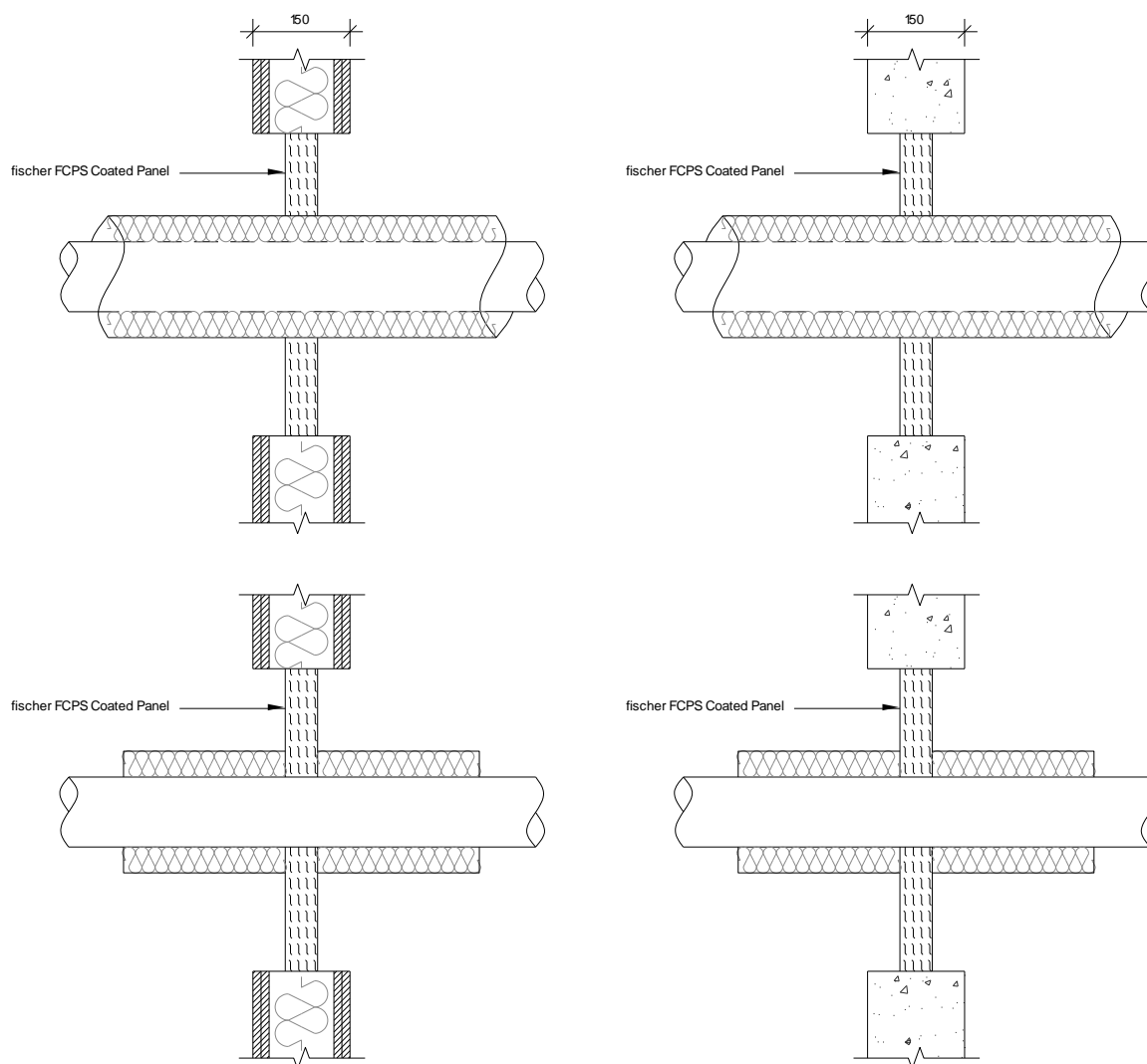
B16 fischer FCPS Coated Panel System Penetration Seal in Flexible or Rigid Walls min. 150 mm thick

B16.1 fischer Single Layer (50mm) fischer FCPS Coated Panel System Penetration Seal B

16.1.1 Insulated Metallic Pipes

Construction details:

- Single layer of fischer FCPS Coated Panel System (50mm) installed internally within the wall.
- Max. Aperture size 750mm wide x 1100mm high



Service(s)	Classification
Steel or Copper Pipe 108mm Ø, 1.5mm – 14.2mm Wall Thickness. (C/S) 40mm stone wool insulation (min 140Kg/m ³)	E60 C/U EI45 C/U
Steel or Copper Pipe 42mm Ø, 1.2mm – 14.2mm wall thickness. (L/I 300mm) 40mm stone wool insulation (min 40Kg/m ³)	EI45 C/U
Steel or Copper Pipe 42mm – 159mm Ø, 2mm – 14.2mm wall thickness. (L/I 300mm) 40mm stone wool insulation (min 40Kg/m ³)	E45 C/U EI20 C/U
Steel or Copper Pipe 42mm – 159mm Ø, 2mm – 14.2mm wall thickness. (C/I) 40mm stone wool insulation (min 40Kg/m ³)	E45 C/U EI30 C/U

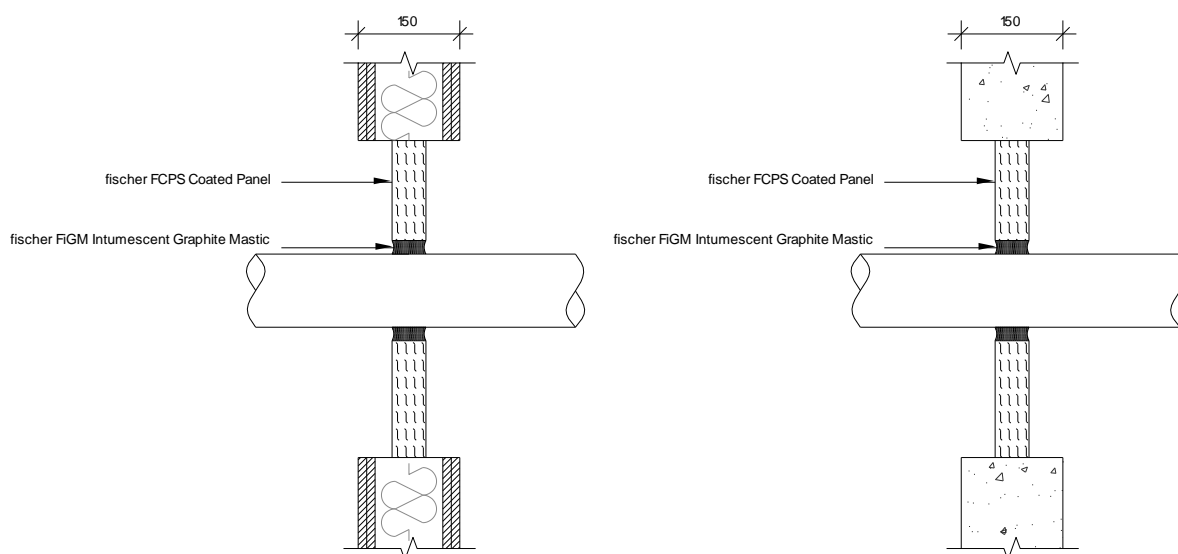
B17 fischer FCPS Coated Panel System Penetration Seal in Flexible or Rigid Walls min. 150 mm thick

B17.1 fischer Single Layer (50mm) fischer FCPS Coated Panel System Penetration Seal

17.1.1 Plastic

Construction details:

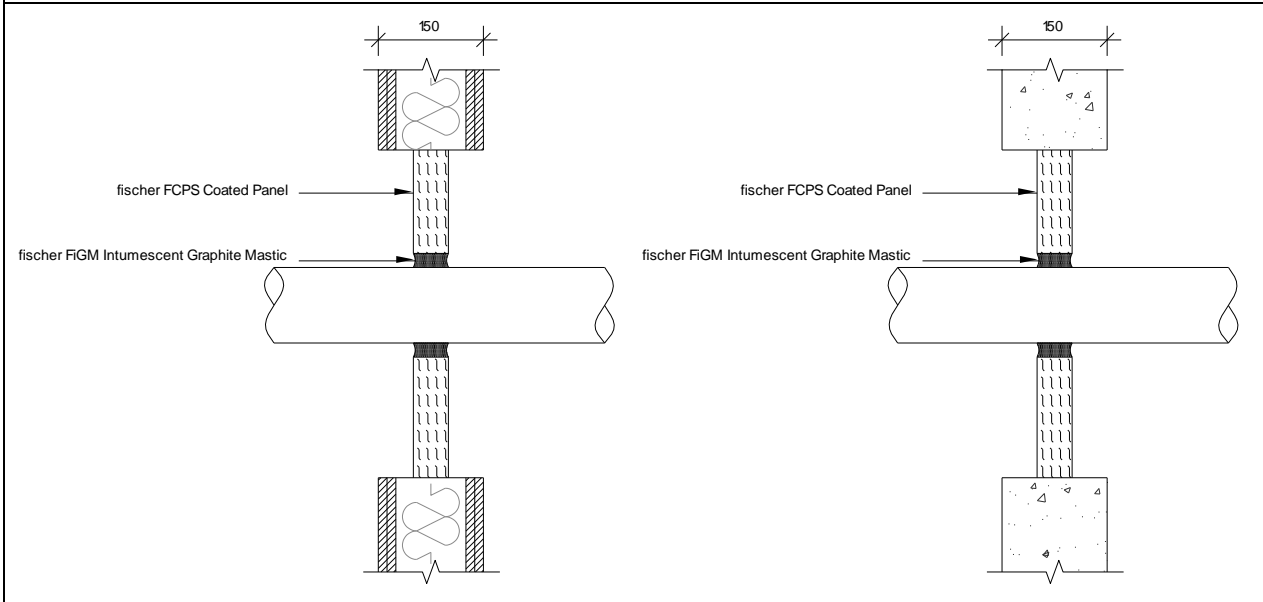
- Single layer of fischer FCPS Coated Panel System (50mm) installed internally within the wall.
- Max. Aperture size 750mm wide x 1100mm high
- fischer FIGM Intumescent Graphite Mastic 20mm annulus full 50mm depth of the fischer FCPS Coated Panel System



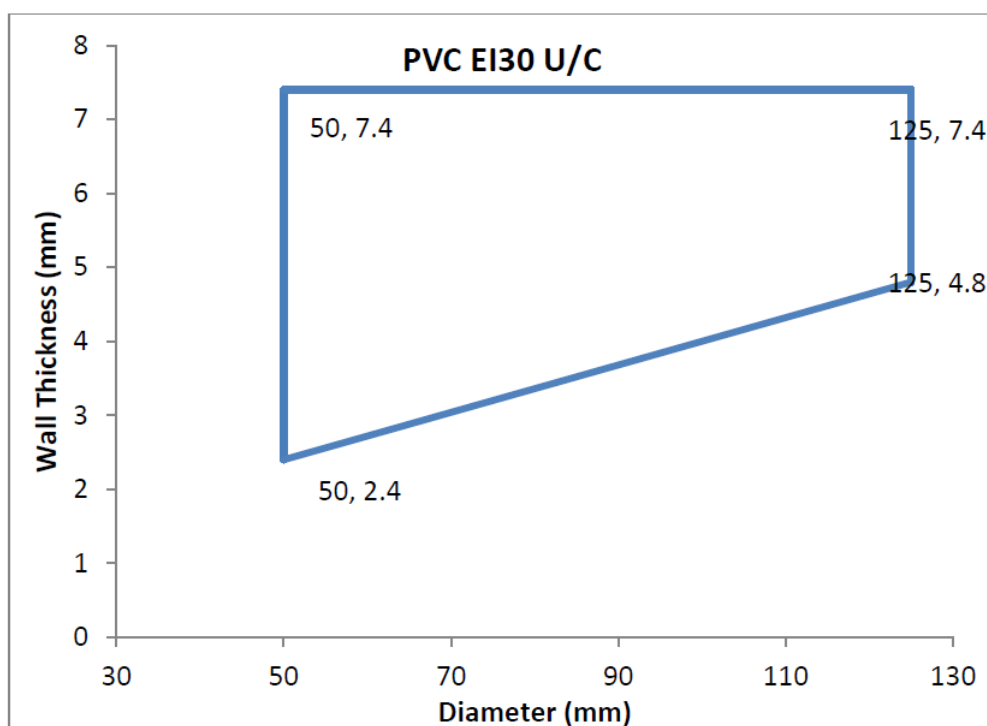
Service(s)	Classification
Uponor MLC (Multi-Layer Composite) Pipe 40mm ø 4mm wall thickness	E 45 U/C EI 30 U/C
Uponor MLC (Multi-Layer Composite) Pipe 50mm ø 4.5mm wall thickness	
Uponor MLC (Multi-Layer Composite) Pipe 63mm ø 6mm wall thickness	
Uponor MLC (Multi-Layer Composite) Pipe 75mm ø 7.5mm wall thickness	
Uponor MLC (Multi-Layer Composite) Pipe 90mm ø 8.5mm wall thickness	
Uponor MLC (Multi-Layer Composite) Pipe 110mm ø 10mm wall thickness	

Construction details:

- Single layer of fischer FCPS Coated Panel System (50mm) installed internally within the wall.
- Max. Aperture size 750mm wide x 1100mm high
- fischer FiGM Intumescent Graphite Mastic 20mm annulus full 50mm depth of the fischer FCPS Coated Panel System



Service(s)	Classification
PVC Pipe 50mm \varnothing 2.4mm wall thickness	EI 45 U/C
Also scope as per graphs below	



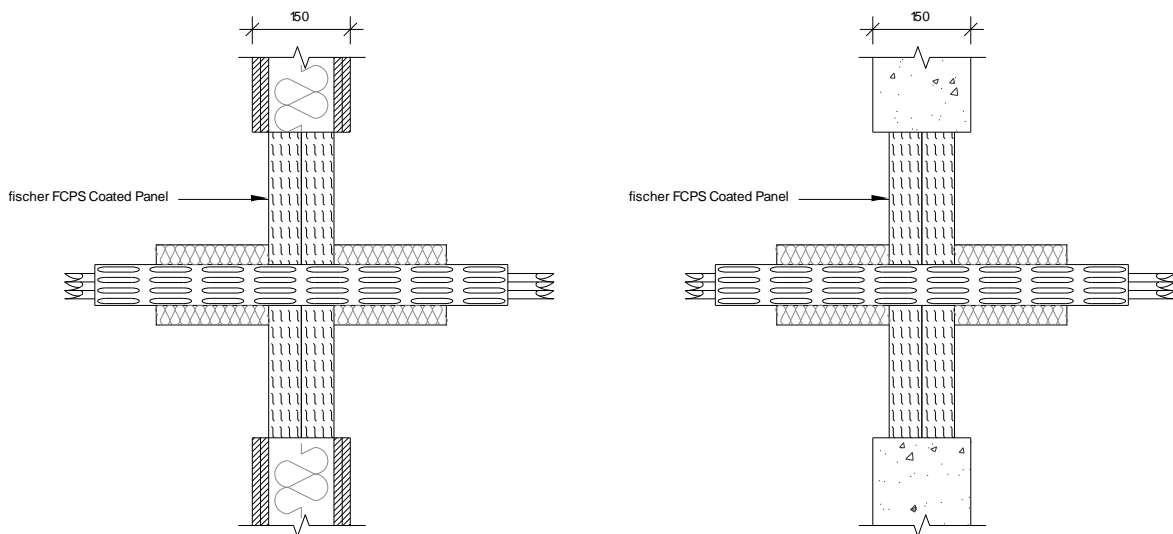
B18 fischer FCPS Coated Panel System Penetration Seal in Flexible or Rigid Walls min. 150 mm thick

B18.1 fischer Double Layer (50mm) fischer FCPS Coated Panel System Penetration Seal

B 18.1.1 Electrical Cables

Construction details:

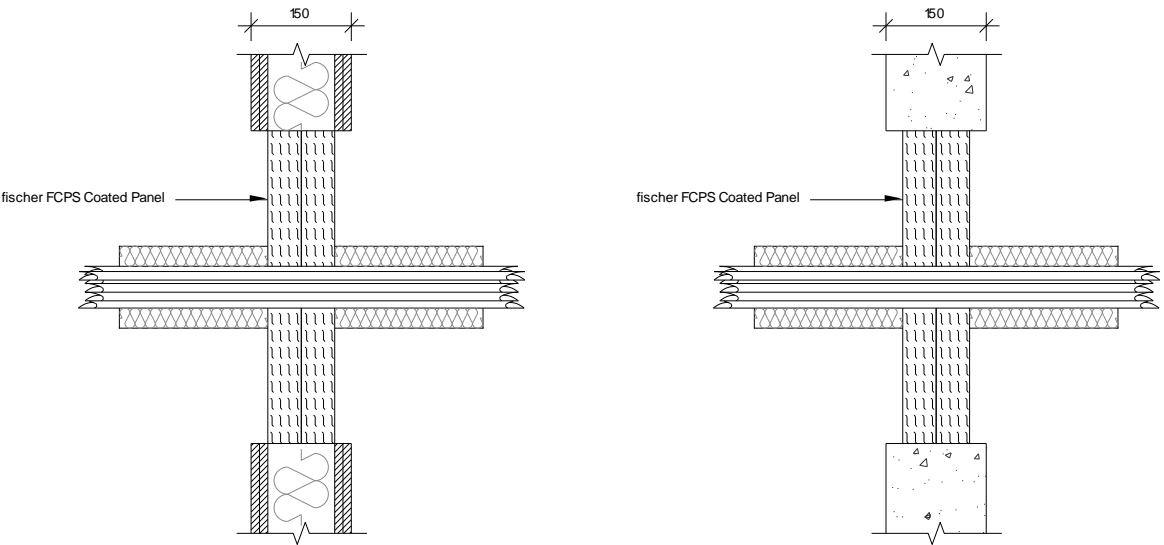
- Double layer of fischer FCPS Coated Panel System (50mm) installed internally within the wall.
- Max. Aperture size 730mm wide x 1200mm high
- Cables and cable trays wrapped with Stone Wool Insulation 45mm thick, 40Kg/m³ (L/I 200mm)



Service(s)	Classification
Electrical cables up to 21mm dia	EI 120
Electrical cables 22mm – 80mm dia	E 120 EI 90
Cable Trays and Ladders	EI 120
100 mm diameter bundle telecommunication cable type "F"	EI 120
Unsheathed electrical cables up to 24mm dia	EI 120

Construction details:

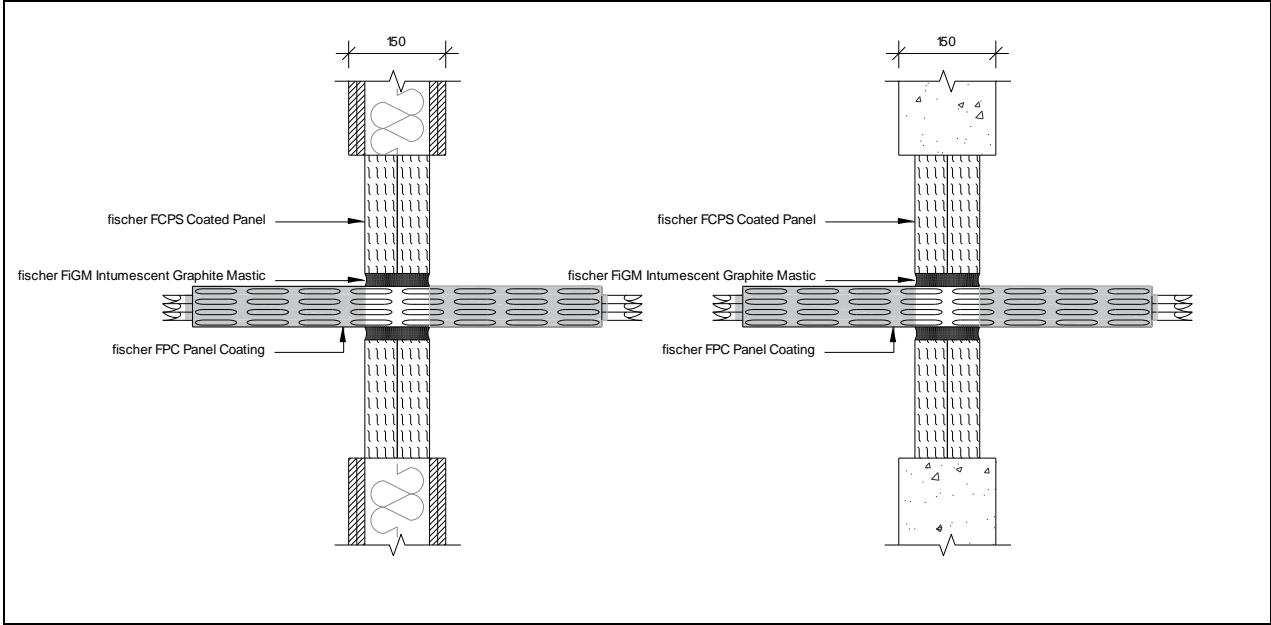
- Double layer of fischer FCPS Coated Panel System (50mm) installed internally within the wall.
- Max. Aperture size 2600mm wide x 2600mm high
- Cables and cable trays wrapped with Stone Wool Insulation 45mm thick, 40Kg/m³ (L/I 200mm)



Service(s)	Classification
Electrical cables up to 21mm dia	EI 60
Electrical cables 22mm – 80mm dia	
Cable Trays and Ladders	
100 mm diameter bundle telecommunication cable type "F"	
Unsheathed electrical cables up to 24mm dia	

Construction details:

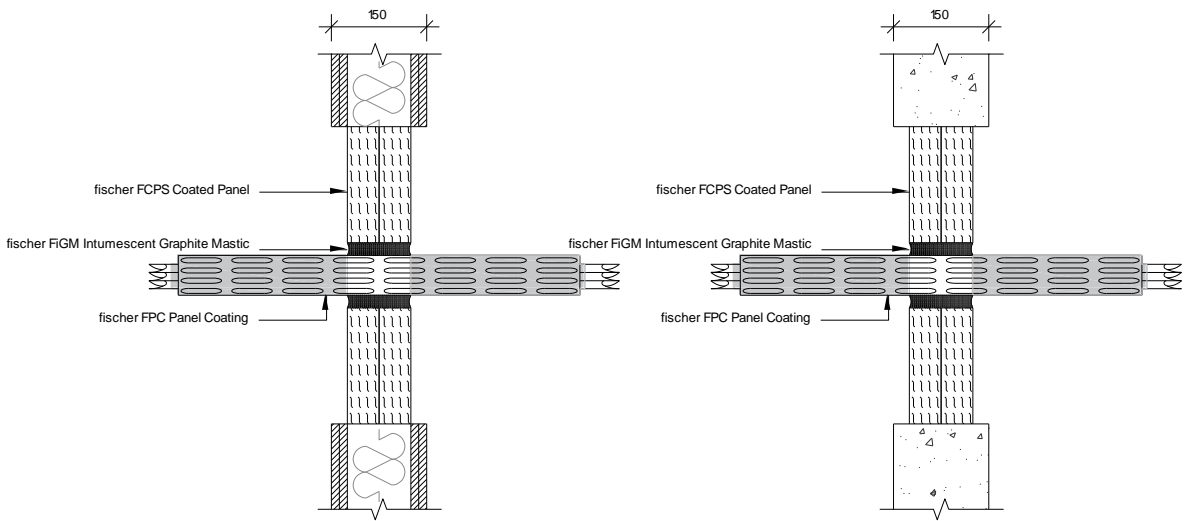
- Double layer of fischer FCPS Coated Panel System (50mm) installed internally within the wall.
- Max. Aperture size 750mm wide x 1100mm high
- All cables coated with 2mm DFT FPC Coating 300mm along the cables both sides of the seal.
- fischer FiGM Intumescent Graphite Mastic 20mm annulus full 50mm depth of the fischer FCPS Coated Panel System



Service(s)	Classification
500 mm perforated cable tray	EI 120
Electrical cables up to 21mm dia	
1 off "C1" Cable	
1 off "C2" Cable	E 120 EI 90
1 off "C3" Cable	EI 120

Construction details:

- Double layer of fischer FCPS Coated Panel System (50mm) installed internally within the wall.
- Max. Aperture size 2600mm wide x 2600mm high
- All cables coated with 2mm DFT FPC Coating 300mm along the cables both sides of the seal.
- fischer FIGM Intumescent Graphite Mastic 20mm annulus full 50mm depth of the fischer FCPS Coated Panel System



Service(s)	Classification
500 mm perforated cable tray	EI 60
Electrical cables up to 21mm dia	
1 off "C1" Cable	
1 off "C2" Cable	
1 off "C3" Cable	

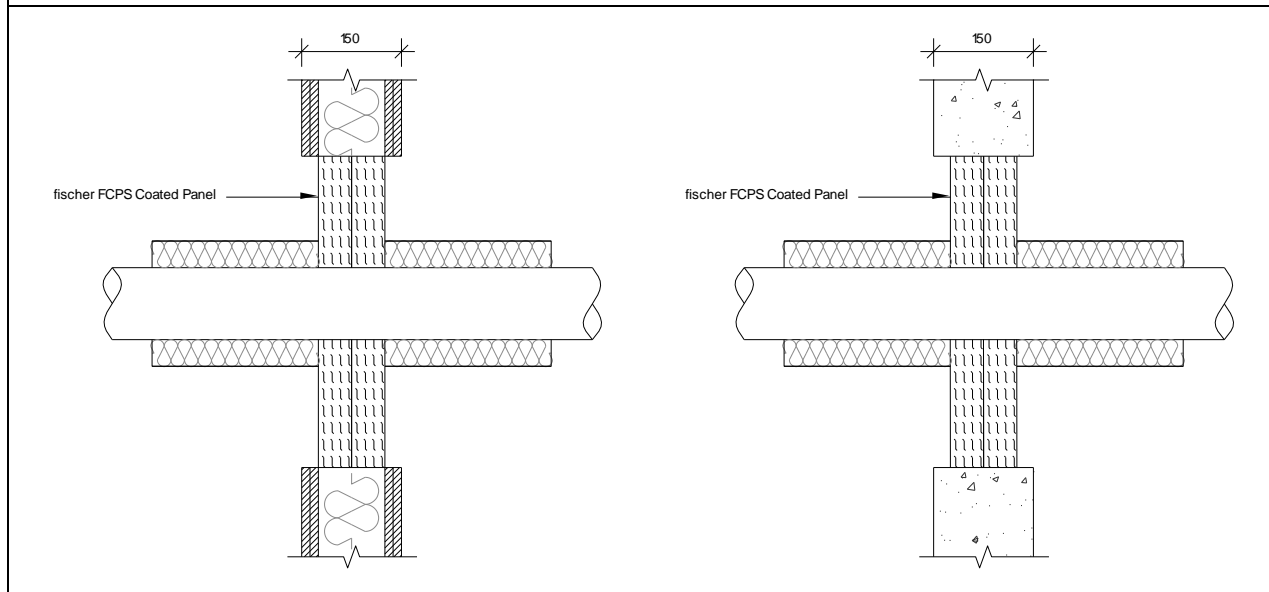
B19 fischer FCPS Coated Panel System Penetration Seal in Flexible or Rigid Walls min. 150 mm thick

B19.1 fischer Double Layer (50mm) fischer FCPS Coated Panel System Penetration Seal

B 19.1.1 Insulated Metallic Pipes

Construction details:

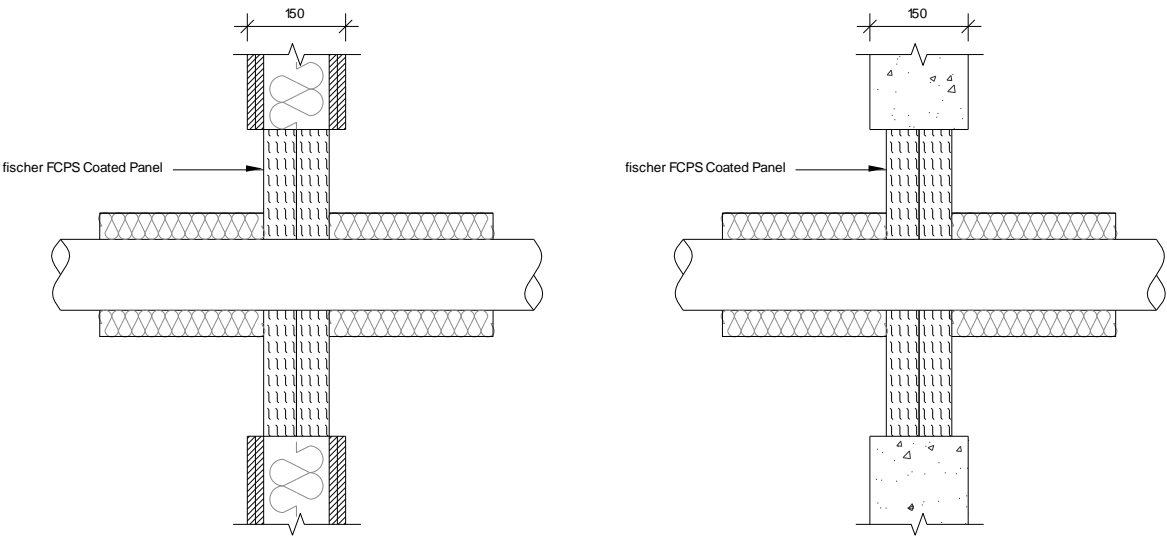
- Double layer of fischer FCPS Coated Panel System (50mm) installed internally within the wall.
- Max. Aperture size 730mm wide x 1200mm high
- Metallic services wrapped with Stone Wool Insulation 45mm thick, 40Kg/m³ (L/I 200mm)



Service(s)	Classification
Steel or Copper Pipe 42mm Ø, 1.2mm – 14.2mm wall thickness. (L/I 300mm) 40mm stone wool insulation (min 40Kg/m ³)	E 120 C/U EI 60 C/U
Steel or Copper Pipe 42mm – 159mm Ø, 2mm – 14.2mm wall thickness. (L/I 300mm) 40mm stone wool insulation (min 40Kg/m ³)	E 120 C/U EI 30 C/U

Construction details:

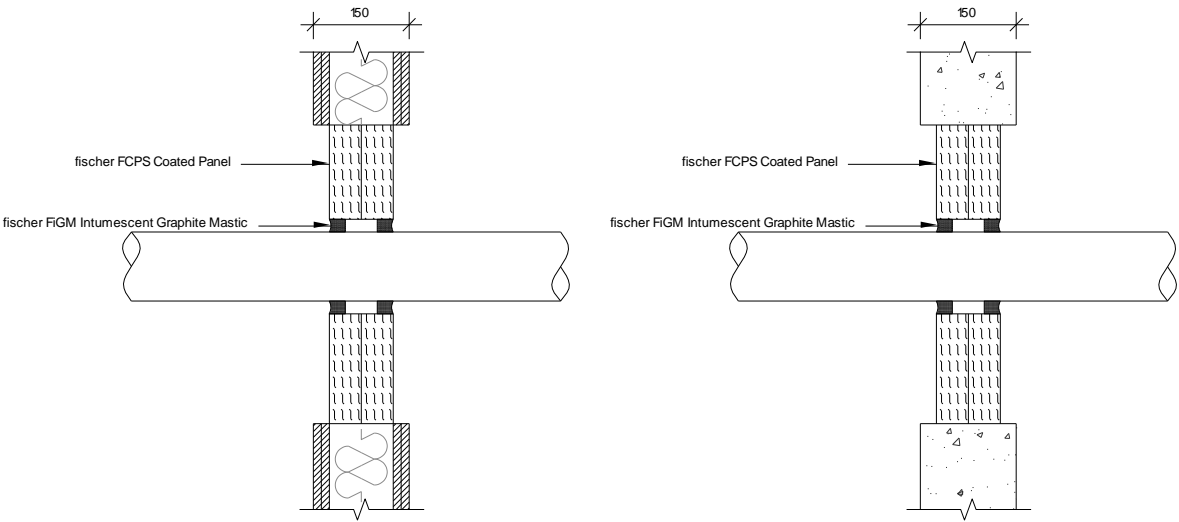
- Double layer of fischer FCPS Coated Panel System (50mm) installed internally within the wall.
- Max. Aperture size 2600mm wide x 2600mm high
- Metallic services wrapped with Stone Wool Insulation 45mm thick, 40Kg/m³ (L/I 200mm)



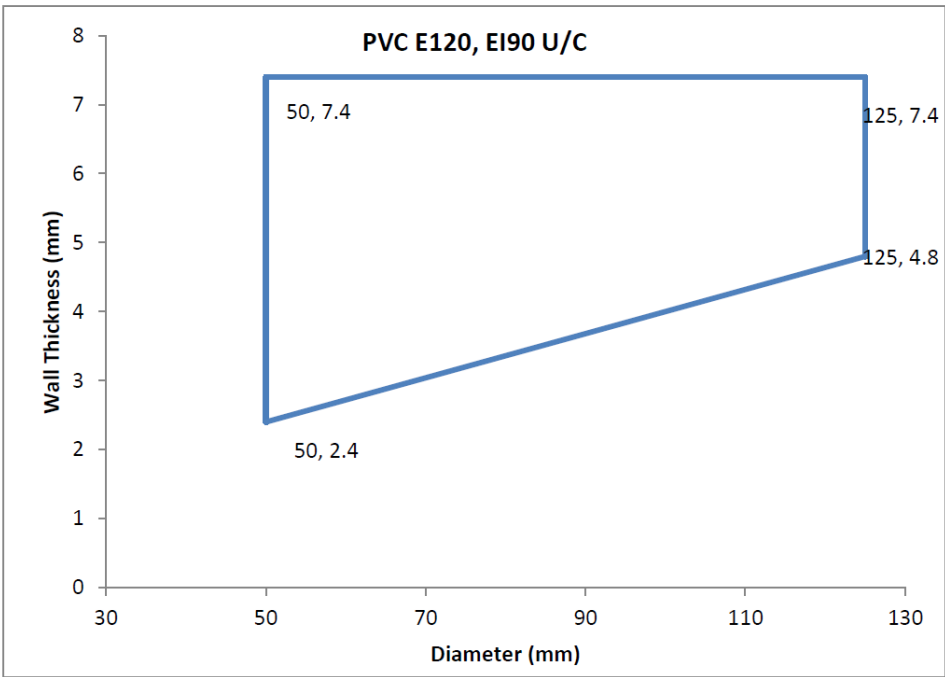
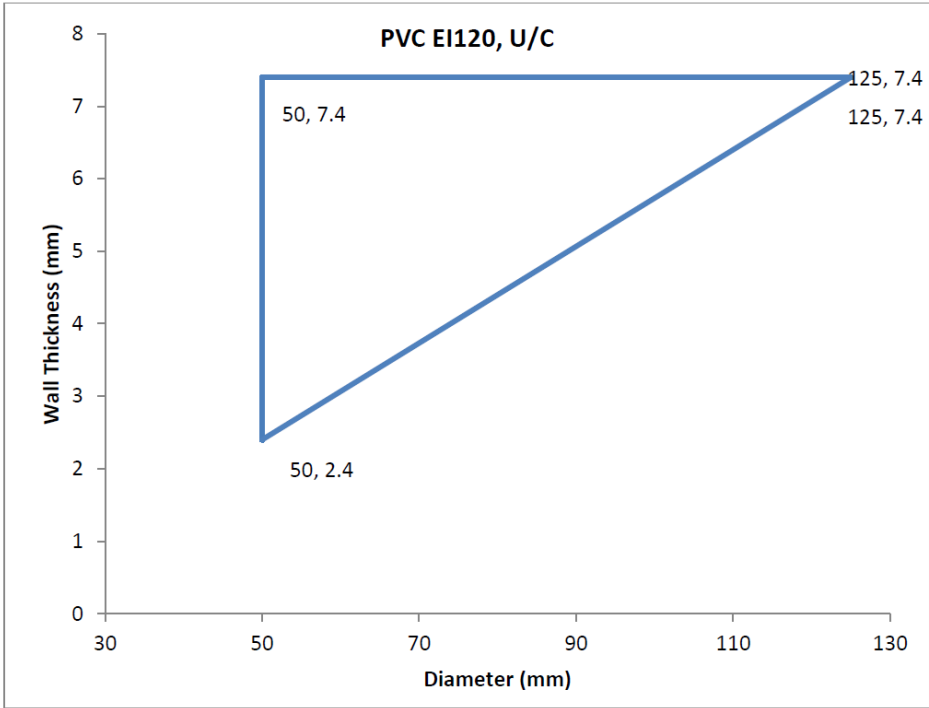
Service(s)	Classification
Steel or Copper Pipe 42mm Ø, 1.2mm – 14.2mm wall thickness. (L/I 300mm) 40mm stone wool insulation (min 40Kg/m ³)	EI 60 C/U
Steel or Copper Pipe 42mm – 159mm Ø, 2mm – 14.2mm wall thickness. (L/I 300mm) 40mm stone wool insulation (min 40Kg/m ³)	E 60 C/U EI 30 C/U

Construction details:

- Double layer of fischer FCPS Coated Panel System (50mm) installed internally within the wall.
- Max. Aperture size 750mm wide x 1100mm high
- Plastic pipes

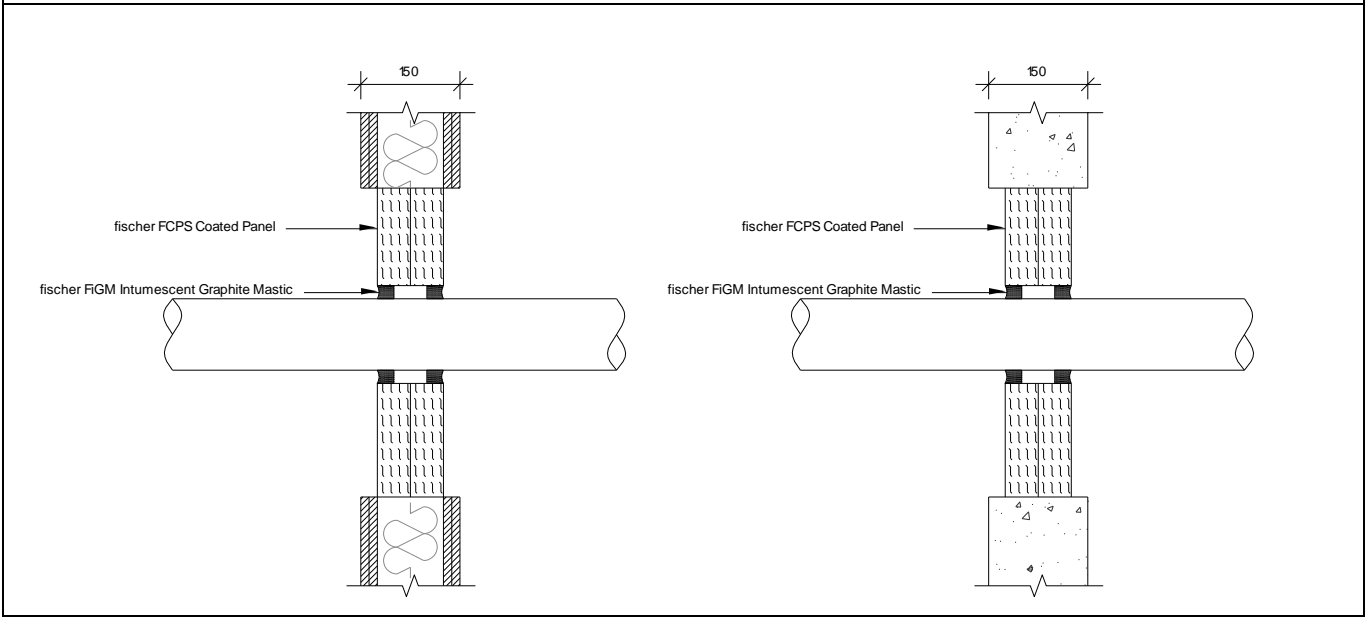


Service(s)	fischer FiGM Intumescent Graphite Mastic	Classification
Pipe diameters as below	20 mm annulus, 25 mm deep both faces of the fischer FCPS Coated Panel System	See graphs below

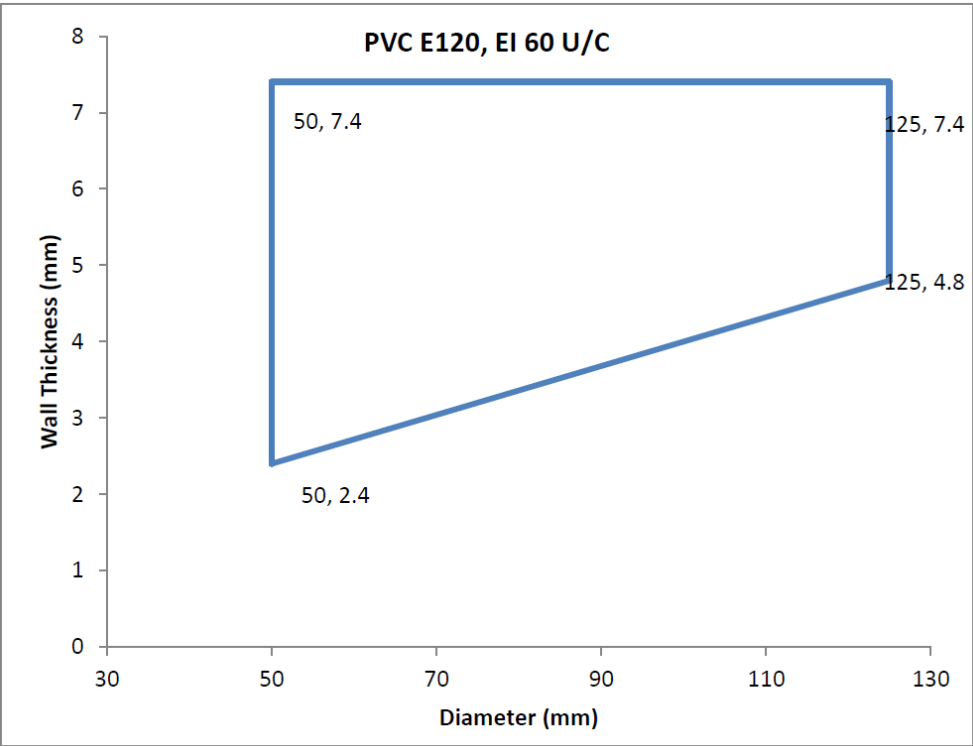
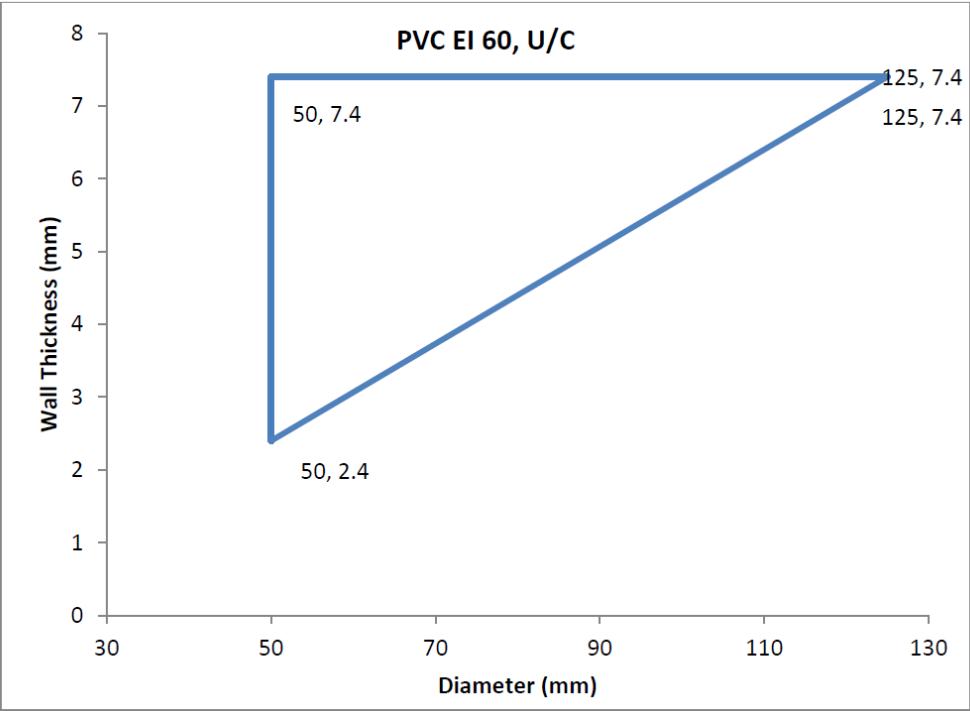


Construction details:

- Double layer of fischer FCPS Coated Panel System (50mm) installed internally within the wall.
- Max. Aperture size 2600mm wide x 2600mm high
- Plastic pipes

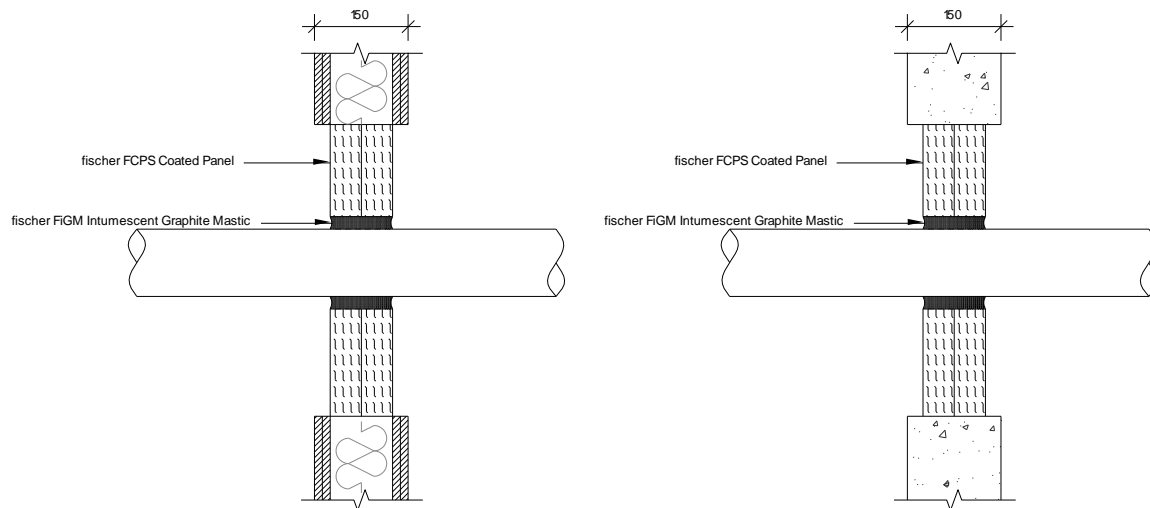


Service(s)	fischer FiGM Intumescent Graphite Mastic	Classification
Pipe diameters as below	20 mm annulus, 25 mm deep both faces of fischer FCPS Coated Panel System	EI 60



Construction details:

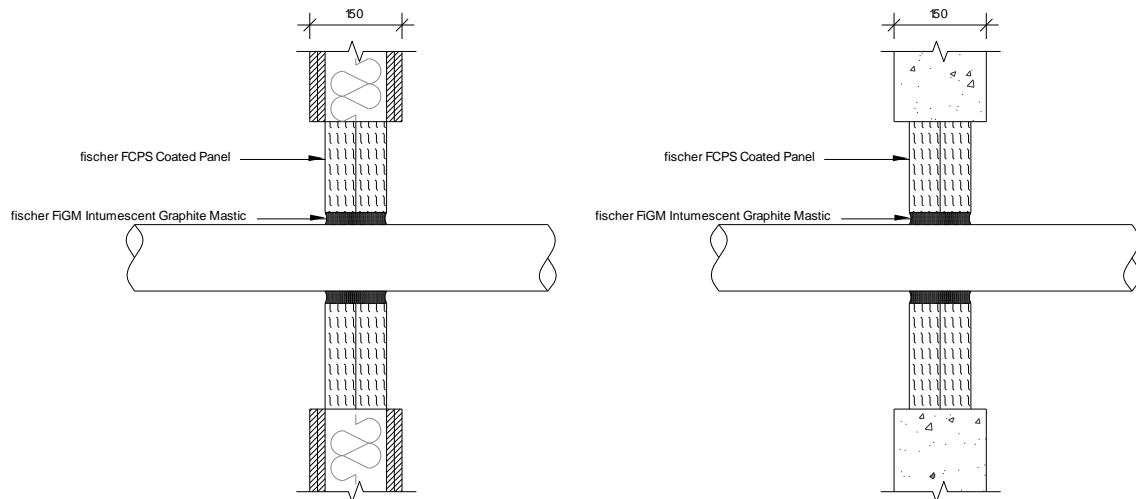
- Double layer of fischer FCPS Coated Panel System (50mm) installed internally within the wall.
- Max. Aperture size 750mm wide x 1100mm high
- fischer FiGM Intumescent Graphite Mastic 20mm annulus full 50mm depth of the fischer FCPS Coated Panel System



Service(s)	Classification
Uponor MLC (Multi-Layer Composite) Pipe 40mm ø 4mm wall thickness	EI 120 U/C
Uponor MLC (Multi-Layer Composite) Pipe 50mm ø 4.5mm wall thickness	
Uponor MLC (Multi-Layer Composite) Pipe 63mm ø 6mm wall thickness	
Uponor MLC (Multi-Layer Composite) Pipe 75mm ø 7.5mm wall thickness	
Uponor MLC (Multi-Layer Composite) Pipe 90mm ø 8.5mm wall thickness	
Uponor MLC (Multi-Layer Composite) Pipe 110mm ø 10mm wall thickness	

Construction details:

- Double layer of fischer FCPS Coated Panel System (50mm) installed internally within the wall.
- Max. Aperture size 2600mm wide x 2600mm high
- fischer FIGM Intumescent Graphite Mastic 20mm annulus full 50mm depth of the fischer FCPS Coated Panel System



Service(s)	Classification
Uponor MLC (Multi-Layer Composite) Pipe 40mm ø 4mm wall thickness	EI 60 U/C
Uponor MLC (Multi-Layer Composite) Pipe 50mm ø 4.5mm wall thickness	
Uponor MLC (Multi-Layer Composite) Pipe 63mm ø 6mm wall thickness	
Uponor MLC (Multi-Layer Composite) Pipe 75mm ø 7.5mm wall thickness	
Uponor MLC (Multi-Layer Composite) Pipe 90mm ø 8.5mm wall thickness	
Uponor MLC (Multi-Layer Composite) Pipe 110mm ø 10mm wall thickness	

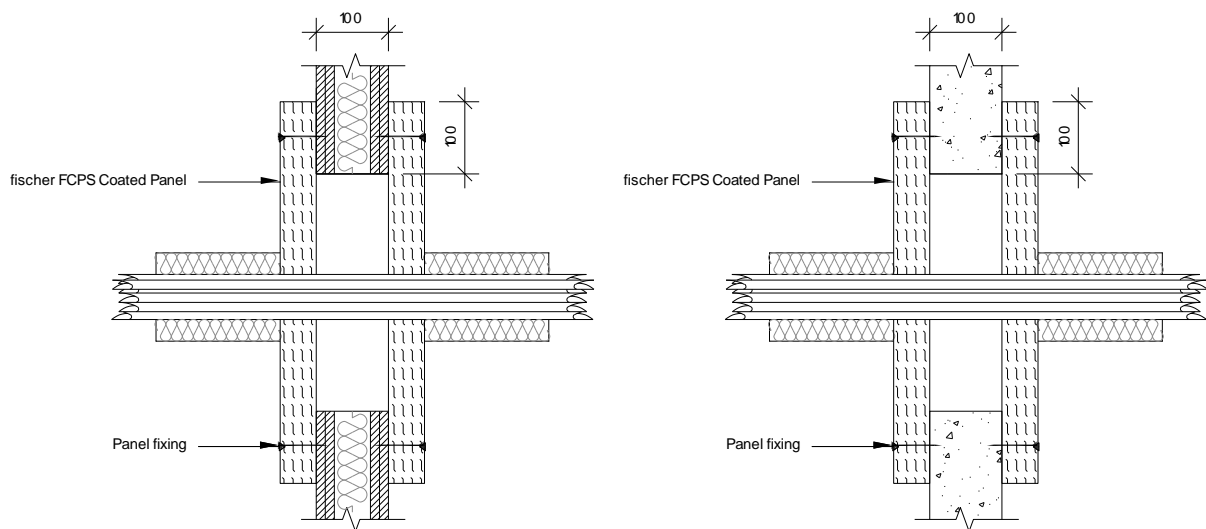
B20 fischer FCPS Coated Panel System Single layer Pattress in Flexible or Rigid Walls min. 100 mm thick

B20.1 fischer Single Layer (50mm) fischer FCPS Coated Panel System Penetration Seal

B 20.1.1 Electrical Cables and Conduits

Construction details:

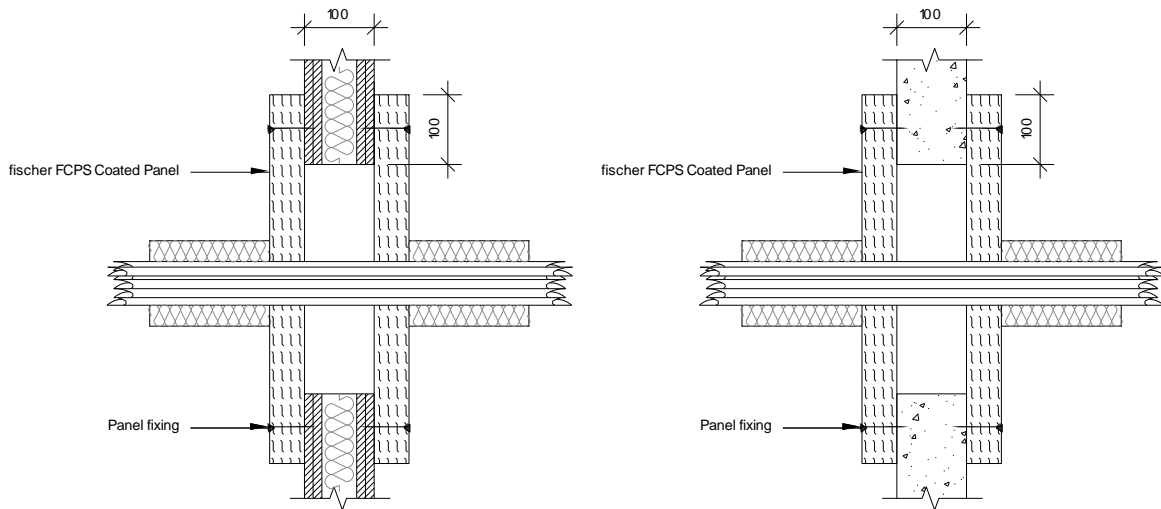
- Single layer of fischer FCPS Coated Panel System (50mm) installed internally within the wall.
- Max. Aperture size 750mm wide x 1200mm high
- Pattress installation of fischer FCPS Coated Panel System. The Batts are installed in horizontal rows and fixed in minimum two vertical edges. Overlap of batts to substrate min 100mm. Batts mechanically fixed to substrate with min 6mm x 80mm steel screws and steel retaining washer. Fixings installed at max 300mm centers.
- Cables and cable trays wrapped with a single layer of 40mm thick, 40kg/m³ Stone wool (L/I 300mm)



Service(s)	Classification
Electrical cables up to 80mm dia	EI 120
Cable Trays and Ladders	
100 mm diameter bundle telecommunication cable type "F"	
Unsheathed electrical cables up to 24mm dia	
Steel or Copper Conduits up to 16mm	
Plastic conduits up to 16mm	

Construction details:

- Single layer of fischer FCPS Coated Panel System (50mm) installed internally within the wall.
- Max. Aperture size 750mm wide x 1200mm high
- Pattress installation of fischer FCPS Coated Panel System. The Batts are installed in horizontal rows and fixed in minimum two vertical edges. Overlap of batts to substrate min 100mm. Batts mechanically fixed to substrate with min 6mm x 80mm steel screws and steel retaining washer. Fixings installed at max 300mm centers.
- Cables and cable trays wrapped with a single layer of 40mm thick, 40kg/m³ Stone wool (L/I 300mm)



Service(s)	Classification
Electrical cables up to 80mm dia	EI 60
Cable Trays and Ladders	
100 mm diameter bundle telecommunication cable type "F"	
Unsheathed electrical cables up to 24mm dia	
Steel or Copper Conduits up to 16mm	
Plastic conduits up to 16mm	

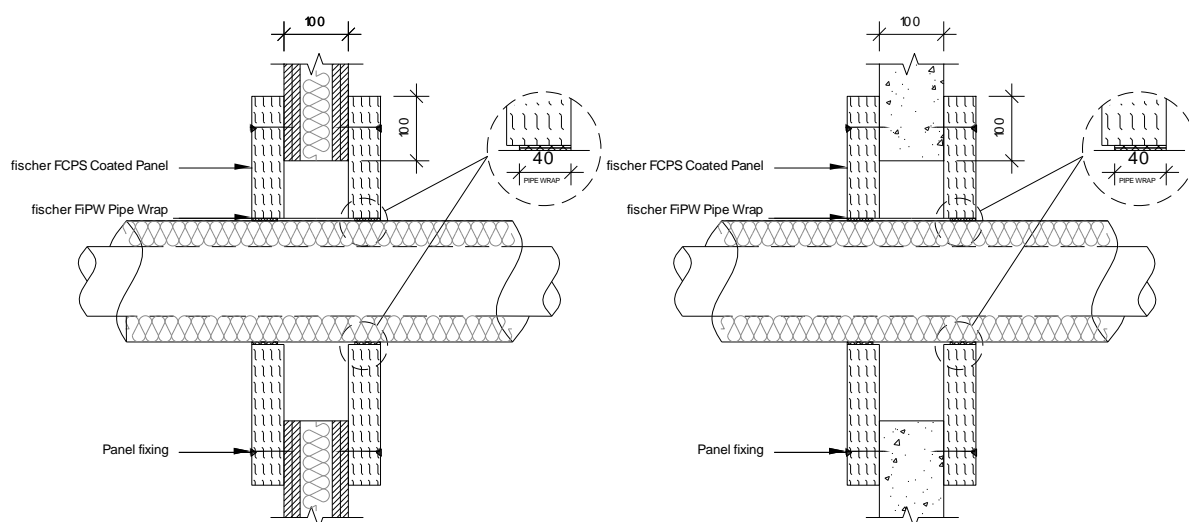
B21 fischer FCPS Coated Panel System Single layer Pattress in Flexible or Rigid Walls min. 100 mm thick

B21.1 fischer Single Layer (50mm) fischer FCPS Coated Panel System Penetration Seal

B 21.1.1 Insulated Metallic Pipes

Construction details:

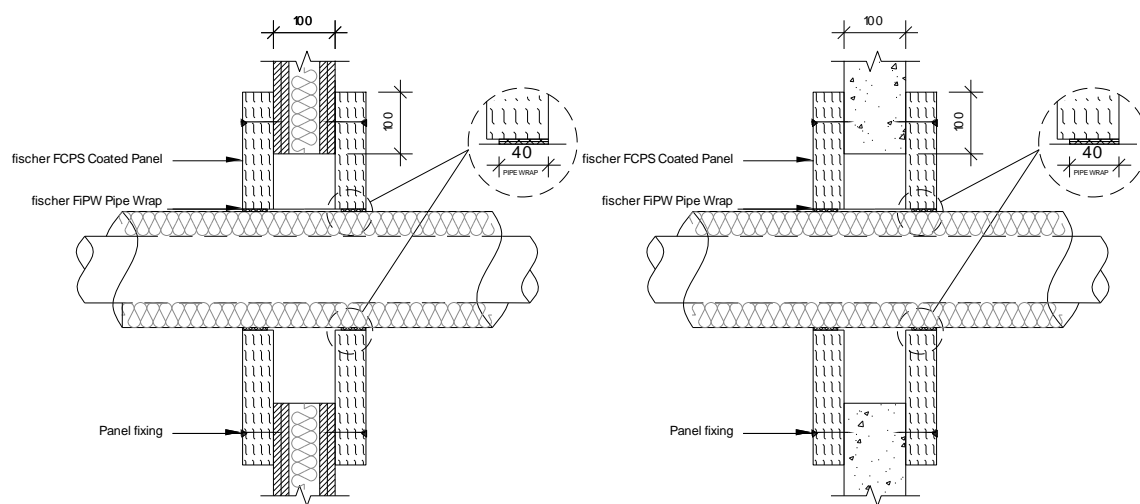
- Single layer of fischer FCPS Coated Panel System (50mm) installed internally within the wall.
- Max. Aperture size 750mm wide x 1200mm high
- Pattress installation of fischer FCPS Coated Panel System. The Batts are installed in horizontal rows and fixed in minimum two vertical edges. Overlap of batts to substrate min 100mm. Batts mechanically fixed to substrate with min 6mm x 80mm steel screws and steel retaining washer. Fixings installed at max 300mm centers.
- 2 x 2mm thick layers of FiPW-E / FiPW Pipe Wrap installed both sides of the substrate within the pattress installation.
- equivalent elastomeric pipe insulation classified BL – s2, d0 or better to EN 13501-1
- equivalent Phenolic foam pipe insulation classified BL – s1, d0 or better to EN 13501-1



Service(s)	Classification
Steel or Copper Pipe 42-159mm Ø, 1.2mm – 14.2mm wall thickness. 13-25mm thick K Flex ST Insulation (C/S)	E 120 C/U EI 60 C/U
Steel or Copper Pipe 42-159mm Ø, 1.2 – 14.2mm wall thickness. 25mm thick K Flex ST insulation3 (C/S)	E 120 C/U EI 90 C/U
Steel or Copper Pipe 42mm Ø, 1 – 14.2mm wall thickness. 25-13mm thick K Flex ST insulation3 (C/S)	EI 120 C/U
Steel or Copper Pipe 42-108mm Ø, 1.2 – 14.2mm wall thickness. 25 -40mm thick Kingspan Kooltherm FM insulation (C/S)	E 120 C/U EI 90 C/U
Steel or Copper Pipe 42mm Ø, 1–14.2mm wall thickness. 25 -40mm thick Kingspan Kooltherm FM insulation4 (C/S)	EI 120 C/U
Steel or Copper Pipe 42mm Ø, 1.2–14.2mm wall thickness. 50mm thick glassfibre insulation min. 30kg/m (C/S)	E 120 C/U EI 90 C/U

Construction details:

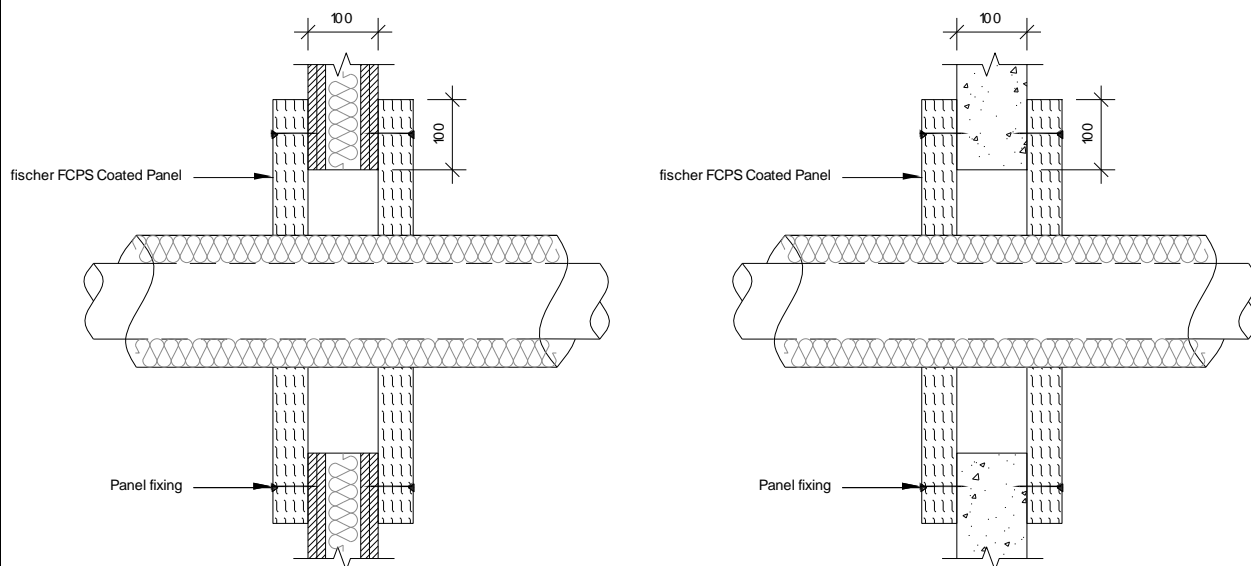
- Single layer of fischer FCPS Coated Panel System (50mm) installed internally within the wall.
- Max. Aperture size 2600mm wide x 2600mm high
- Pattress installation of fischer FCPS Coated Panel System. The Batts are installed in horizontal rows and fixed in minimum two vertical edges. Overlap of batts to substrate min 100mm. Batts mechanically fixed to substrate with min 6mm x 80mm steel screws and steel retaining washer. Fixings installed at max 300mm centers.
- 2 x 2mm thick layers of FiPW-E / FiPW Pipe Wrap installed both sides of the substrate within the pattress installation.
- equivalent elastomeric pipe insulation classified BL – s2, d0 or better to EN 13501-1
- equivalent Phenolic foam pipe insulation classified BL – s1, d0 or better to EN 13501-1



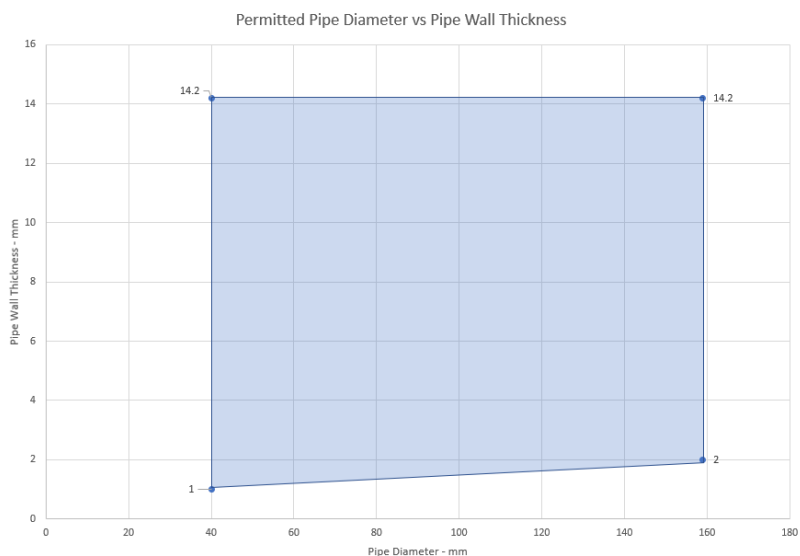
Service(s)	Classification
Steel or Copper Pipe 42-159mm Ø, 1.2mm – 14.2mm wall thickness. 13-25mm thick K Flex ST Insulation (C/S)	EI 60 C/U
Steel or Copper Pipe 42-159mm Ø, 1.2 – 14.2mm wall thickness. 25mm thick K Flex ST insulation3 (C/S)	
Steel or Copper Pipe 42mm Ø, 1 – 14.2mm wall thickness. 25-13mm thick K Flex ST insulation3 (C/S)	
Steel or Copper Pipe 42-108mm Ø, 1.2 – 14.2mm wall thickness. 25 -40mm thick Kingspan Kooltherm FM insulation (C/S)	
Steel or Copper Pipe 42mm Ø, 1–14.2mm wall thickness. 25 -40mm thick Kingspan Kooltherm FM insulation4 (C/S)	
Steel or Copper Pipe 42mm Ø, 1.2–14.2mm wall thickness. 50mm thick glassfibre insulation min. 30kg/m (C/S)	

Construction details:

- Single layer of fischer FCPS Coated Panel System (50mm) installed internally within the wall.
- Max. Aperture size 750mm wide x 1200mm high
- Pattress installation of fischer FCPS Coated Panel System. The Batts are installed in horizontal rows and fixed in minimum two vertical edges. Overlap of batts to substrate min 100mm. Batts mechanically fixed to substrate with min 6mm x 80mm steel screws and steel retaining washer. Fixings installed at max 300mm centers.

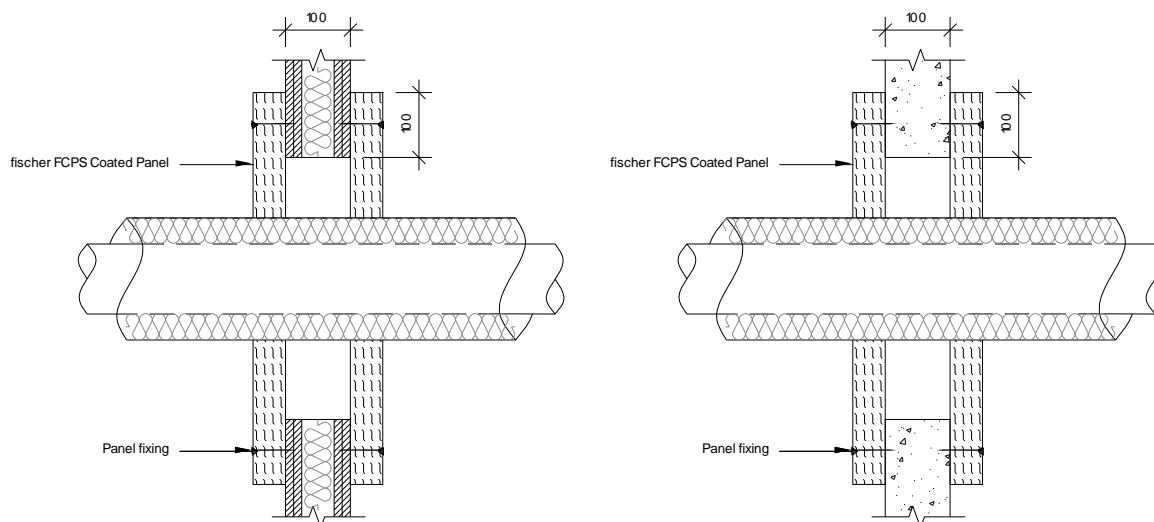


Service(s)	Classification
Steel or Copper Pipe 42-159mm Ø, 1.0mm – 14.2mm wall thickness (see graph below). 25mm thick foil faced glassfibre insulation min. 30kg/m ³ (C/S)	E 120 C/U EI 90 C/U
Steel or Copper Pipe 42mm Ø, 1mm – 14.2mm wall thickness. 25mm thick foil faced glassfibre insulation min. 30kg/m ³ (C/S)	EI 120 C/U

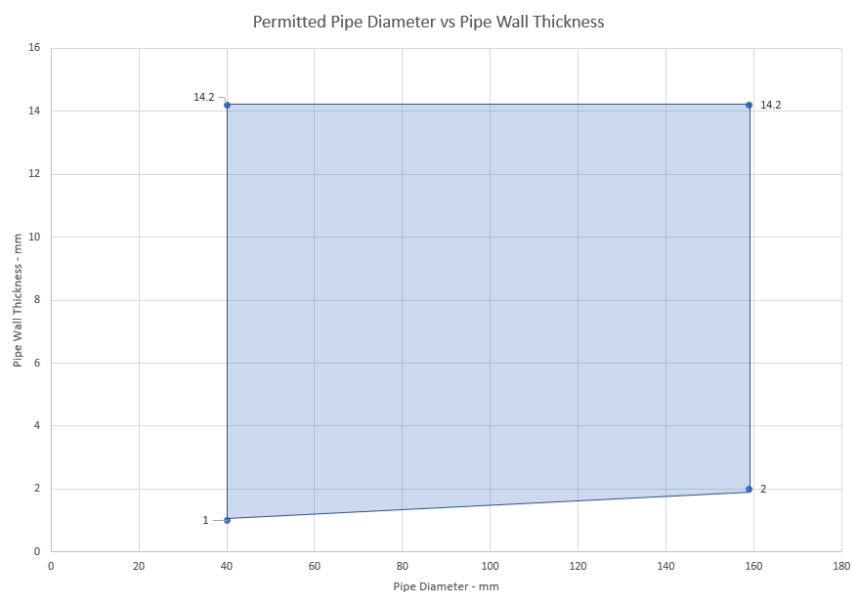


Construction details:

- Single layer of fischer FCPS Coated Panel System (50mm) installed internally within the wall.
- Max. Aperture size 2600mm wide x 2600mm high
- Pattress installation of fischer FCPS Coated Panel System. The Batts are installed in horizontal rows and fixed in minimum two vertical edges. Overlap of batts to substrate min 100mm. Batts mechanically fixed to substrate with min 6mm x 80mm steel screws and steel retaining washer. Fixings installed at max 300mm centers.



Service(s)	Classification
Steel or Copper Pipe 42-159mm Ø, 1.0mm – 14.2mm wall thickness (see graph below). 25mm thick foil faced glassfibre insulation min. 30kg/m ³ (C/S)	EI 60 C/U
Steel or Copper Pipe 42mm Ø, 1mm – 14.2mm wall thickness. 25mm thick foil faced glassfibre insulation min. 30kg/m ³ (C/S)	EI 60 C/U



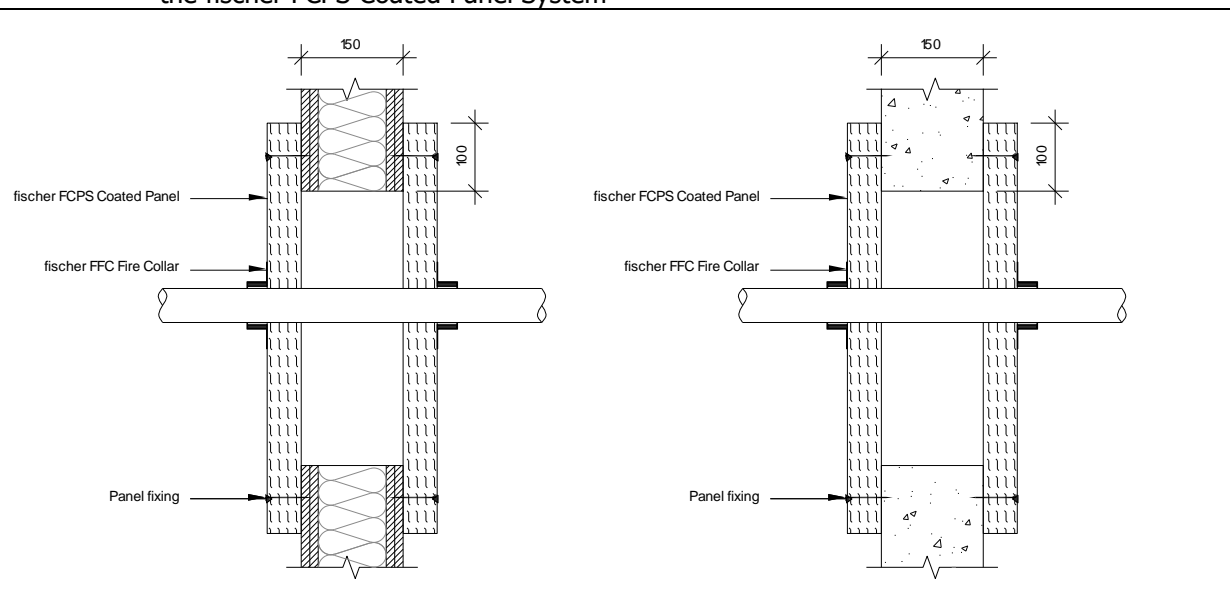
B22 fischer FCPS Coated Panel System Single layer Pattress in Flexible or Rigid Walls min. 150 mm thick

B22.1 fischer Single Layer (50mm) fischer FCPS Coated Panel System Penetration

B 22.1.1 Plastic Pipes

Construction details:

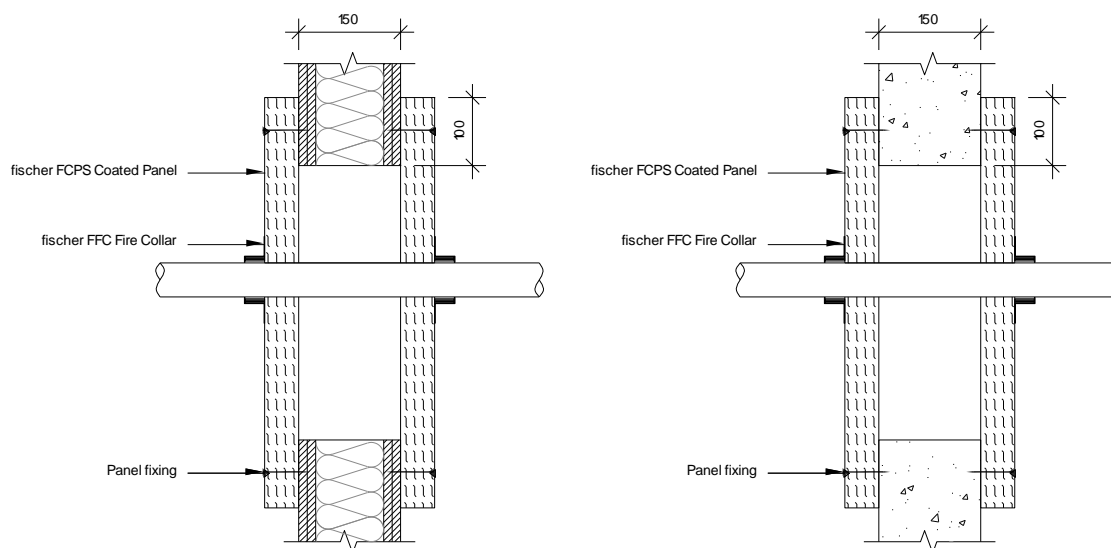
- Single layer of fischer FCPS Coated Panel System (50mm) Plastic Pipes
- Max. Aperture size 730mm wide x 1200mm high
- Pattress installation of fischer FCPS Coated Panel System. The Batts are installed in horizontal rows and fixed in minimum two vertical edges. Overlap of batts to substrate min 100mm. Batts mechanically fixed to substrate with min 6mm x 80mm steel screws and steel retaining washer. Fixings installed at max 300mm centers.
- Collars secured both faces of the substrate utilizing 80mm long pig tail screw through to the fischer FCPS Coated Panel System



Penetration Specification	FFC Collar	Classification
PVC Pipe 32mm Ø, 1.8mm wall thickness	32 mm	EI 120 U/C
PVC Pipe 40mm Ø, 1.8mm wall thickness	40 mm	
PVC Pipe 50mm Ø, 1.8mm wall thickness	50 mm	
PVC Pipe 55mm Ø, 1.8-2.3mm wall thickness	55 mm	
PVC Pipe 63mm Ø, 2.3-3mm wall thickness	63 mm	
PVC Pipe 75mm Ø, 3.1-4.8mm wall thickness	75 mm	
PVC Pipe 82mm Ø, 3.1-4.8mm wall thickness	82 mm	
PVC Pipe 90mm Ø, 4.2-7.4mm wall thickness	90 mm	
PVC Pipe 100mm Ø, 4.2-7.4mm wall thickness	100 mm	
PVC Pipe 110mm Ø, 4.2-7.4mm wall thickness	110 mm	
PVC Pipe 125mm Ø, 6mm wall thickness	125 mm	
PVC Pipe 140mm Ø, 6.1-7.5mm wall thickness	140 mm	
PVC Pipe 160mm Ø, 6.2-9.5mm wall thickness	160 mm	

Construction details:

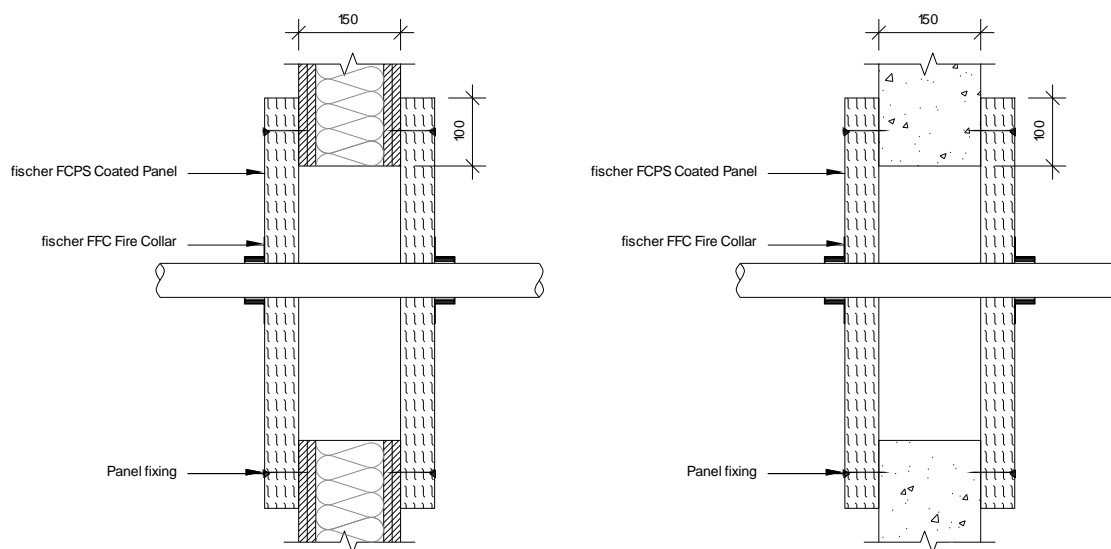
- Single layer of fischer FCPS Coated Panel System (50mm) Plastic Pipes
- Max. Aperture size 2600mm wide x 2600mm high
- Pattress installation of fischer FCPS Coated Panel System. The Batts are installed in horizontal rows and fixed in minimum two vertical edges. Overlap of batts to substrate min 100mm. Batts mechanically fixed to substrate with min 6mm x 80mm steel screws and steel retaining washer. Fixings installed at max 300mm centers.
- Collars secured both faces of the substrate utilizing 80mm long pig tail screw through to the fischer FCPS Coated Panel System



Penetration Specification	FFC Collar	Classification
PVC Pipe 32mm Ø, 1.8mm wall thickness	32 mm	EI 60 U/C
PVC Pipe 40mm Ø, 1.8mm wall thickness	40 mm	
PVC Pipe 50mm Ø, 1.8mm wall thickness	50 mm	
PVC Pipe 55mm Ø, 1.8-2.3mm wall thickness	55 mm	
PVC Pipe 63mm Ø, 2.3-3mm wall thickness	63 mm	
PVC Pipe 75mm Ø, 3.1-4.8mm wall thickness	75 mm	
PVC Pipe 82mm Ø, 3.1-4.8mm wall thickness	82 mm	
PVC Pipe 90mm Ø, 4.2-7.4mm wall thickness	90 mm	
PVC Pipe 100mm Ø, 4.2-7.4mm wall thickness	100 mm	
PVC Pipe 110mm Ø, 4.2-7.4mm wall thickness	110 mm	
PVC Pipe 125mm Ø, 6mm wall thickness	125 mm	
PVC Pipe 140mm Ø, 6.1-7.5mm wall thickness	140 mm	
PVC Pipe 160mm Ø, 6.2-9.5mm wall thickness	160 mm	

Construction details:

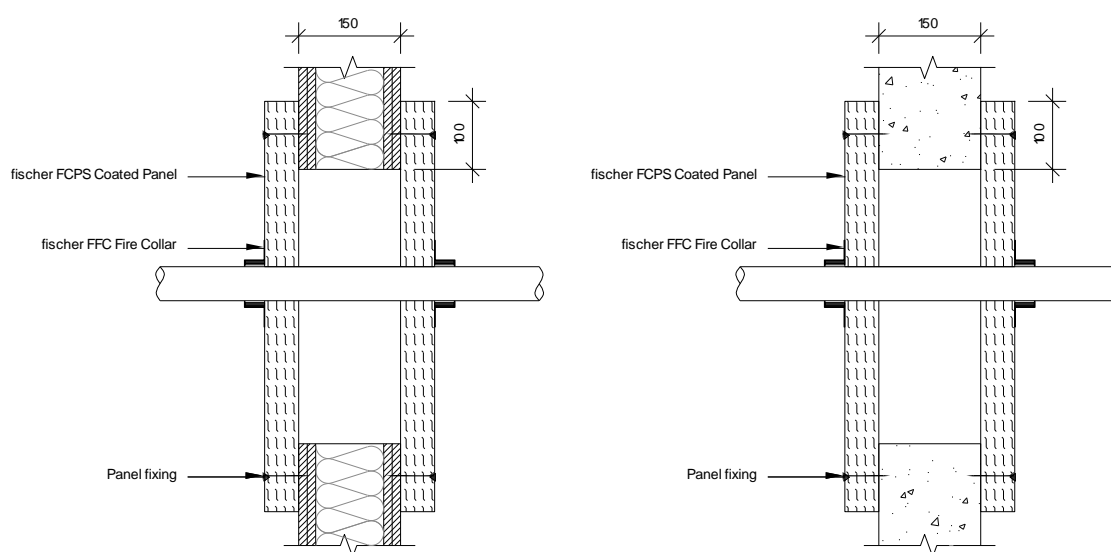
- Single layer of fischer FCPS Coated Panel System (50mm) Plastic Pipes
- Max. Aperture size 730mm wide x 1200mm high
- Pattress installation of fischer FCPS Coated Panel System. The Batts are installed in horizontal rows and fixed in minimum two vertical edges. Overlap of batts to substrate min 100mm. Batts mechanically fixed to substrate with min 6mm x 80mm steel screws and steel retaining washer. Fixings installed at max 300mm centers.
- Collars secured both faces of the substrate utilizing 80mm long pig tail screw through to the fischer FCPS Coated Panel System
- Penetrations positioned as per option 1 or 2 below. 0 mm distance between services and 50 mm to edge of seal.



Penetration Specification	FFC Collar	Classification
PVC Pipe 32mm Ø, 2.9mm wall thickness	32 mm	EI 120 U/C
PVC Pipe 40mm Ø, 2.9mm wall thickness	40 mm	
PVC Pipe 50mm Ø, 2.9mm wall thickness	50 mm	
PVC Pipe 55mm Ø, 2.9-4.4mm wall thickness	55 mm	
PVC Pipe 63mm Ø, 2.9-4.4mm wall thickness	63 mm	
PVC Pipe 75mm Ø, 2.8-6.7mm wall thickness	75 mm	
PVC Pipe 82mm Ø, 2.8-6.7mm wall thickness	82 mm	
PVC Pipe 90mm Ø, 2.7-10mm wall thickness	90 mm	
PVC Pipe 100mm Ø, 2.7-10mm wall thickness	100 mm	
PVC Pipe 110mm Ø, 2.7-10mm wall thickness	110 mm	
PVC Pipe 125mm Ø, 3.1mm wall thickness	125 mm	
PVC Pipe 140mm Ø, 3.5-8mm wall thickness	140 mm	
PVC Pipe 160mm Ø, 4-14.6mm wall thickness	160 mm	

Construction details:

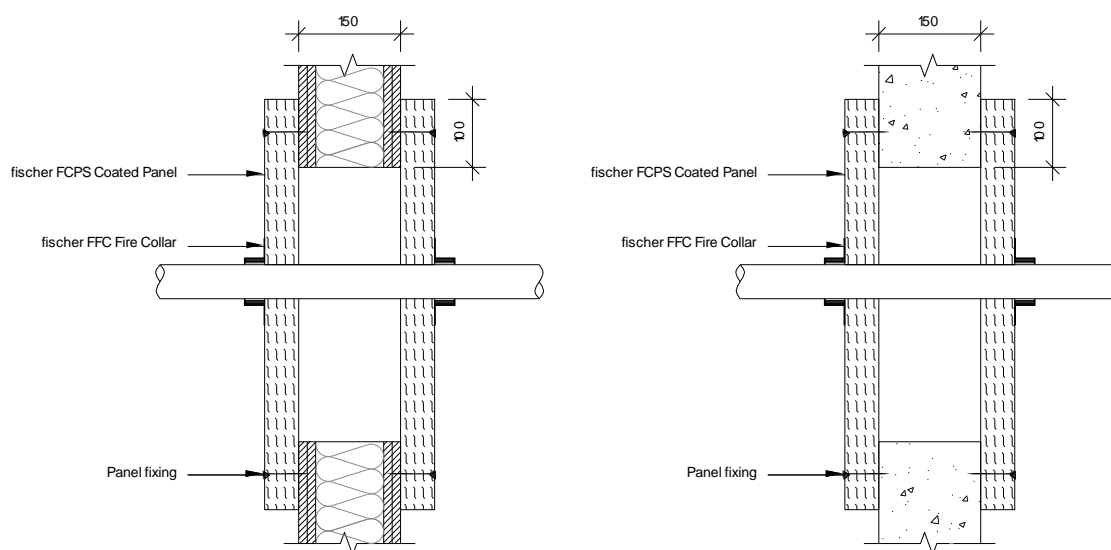
- Single layer of fischer FCPS Coated Panel System (50mm) Plastic Pipes
- Max. Aperture size 2600mm wide x 2600mm high
- Pattress installation of fischer FCPS Coated Panel System. The Batts are installed in horizontal rows and fixed in minimum two vertical edges. Overlap of batts to substrate min 100mm. Batts mechanically fixed to substrate with min 6mm x 80mm steel screws and steel retaining washer. Fixings installed at max 300mm centers.
- Collars secured both faces of the substrate utilizing 80mm long pig tail screw through to the fischer FCPS Coated Panel System
- Penetrations positioned as per option 1 or 2 below. 0 mm distance between services and 50 mm to edge of seal.



Penetration Specification	FFC Collar	Classification
PVC Pipe 32mm Ø, 2.9mm wall thickness	32 mm	EI 60 U/C
PVC Pipe 40mm Ø, 2.9mm wall thickness	40 mm	
PVC Pipe 50mm Ø, 2.9mm wall thickness	50 mm	
PVC Pipe 55mm Ø, 2.9-4.4mm wall thickness	55 mm	
PVC Pipe 63mm Ø, 2.9-4.4mm wall thickness	63 mm	
PVC Pipe 75mm Ø, 2.8-6.7mm wall thickness	75 mm	
PVC Pipe 82mm Ø, 2.8-6.7mm wall thickness	82 mm	
PVC Pipe 90mm Ø, 2.7-10mm wall thickness	90 mm	
PVC Pipe 100mm Ø, 2.7-10mm wall thickness	100 mm	
PVC Pipe 110mm Ø, 2.7-10mm wall thickness	110 mm	
PVC Pipe 125mm Ø, 3.1mm wall thickness	125 mm	
PVC Pipe 140mm Ø, 3.5-8mm wall thickness	140 mm	
PVC Pipe 160mm Ø, 4-14.6mm wall thickness	160 mm	

Construction details:

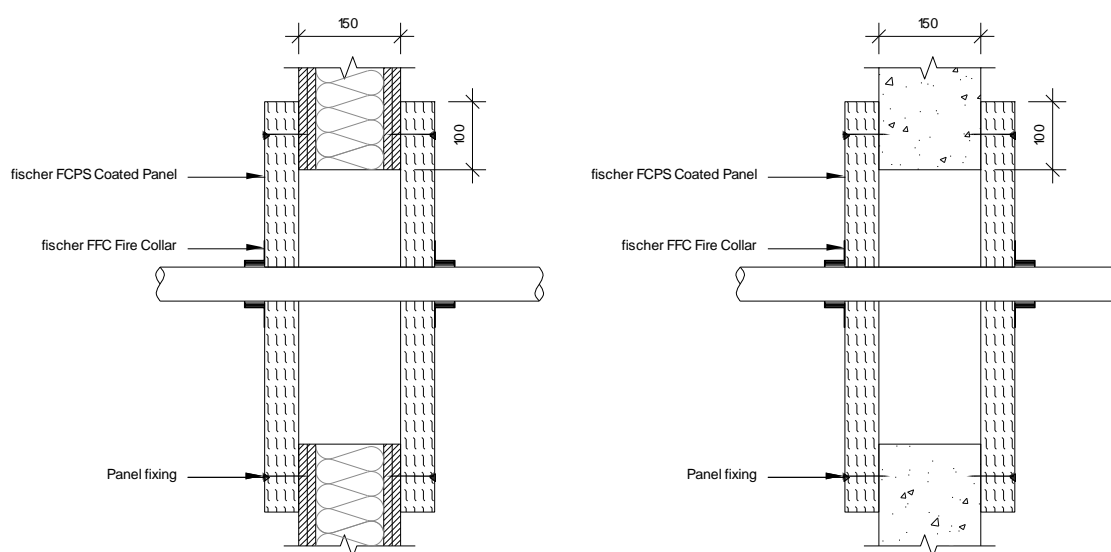
- Single layer of fischer FCPS Coated Panel System (50mm) Plastic Pipes
- Max. Aperture size 730mm wide x 1200mm high
- Pattress installation of fischer FCPS Coated Panel System. The Batts are installed in horizontal rows and fixed in minimum two vertical edges. Overlap of batts to substrate min 100mm. Batts mechanically fixed to substrate with min 6mm x 80mm steel screws and steel retaining washer. Fixings installed at max 300mm centers.
- Collars secured both faces of the substrate utilizing 80mm long pig tail screw through to the fischer FCPS Coated Panel System
- Penetrations positioned as per option 1 or 2 below. 0 mm distance between services and 50 mm to edge of seal.



Penetration Specification	FFC Collar	Classification
PVC Pipe 32mm Ø, 2.9mm wall thickness	32 mm	EI 120 U/C
PVC Pipe 40mm Ø, 2.9mm wall thickness	40 mm	
PVC Pipe 50mm Ø, 2.9mm wall thickness	50 mm	
PVC Pipe 55mm Ø, 2.9-4.4mm wall thickness	55 mm	
PVC Pipe 63mm Ø, 2.9-4.4mm wall thickness	63 mm	
PVC Pipe 75mm Ø, 2.8-6.7mm wall thickness	75 mm	
PVC Pipe 82mm Ø, 2.8-6.7mm wall thickness	82 mm	
PVC Pipe 90mm Ø, 2.7-10mm wall thickness	90 mm	
PVC Pipe 100mm Ø, 2.7-10mm wall thickness	100 mm	
PVC Pipe 110mm Ø, 2.7-10mm wall thickness	110 mm	
PVC Pipe 125mm Ø, 3.1mm wall thickness	125 mm	
PVC Pipe 140mm Ø, 3.9-5.8mm wall thickness	140 mm	
PVC Pipe 160mm Ø, 4.9-9.5mm wall thickness	160 mm	

Construction details:

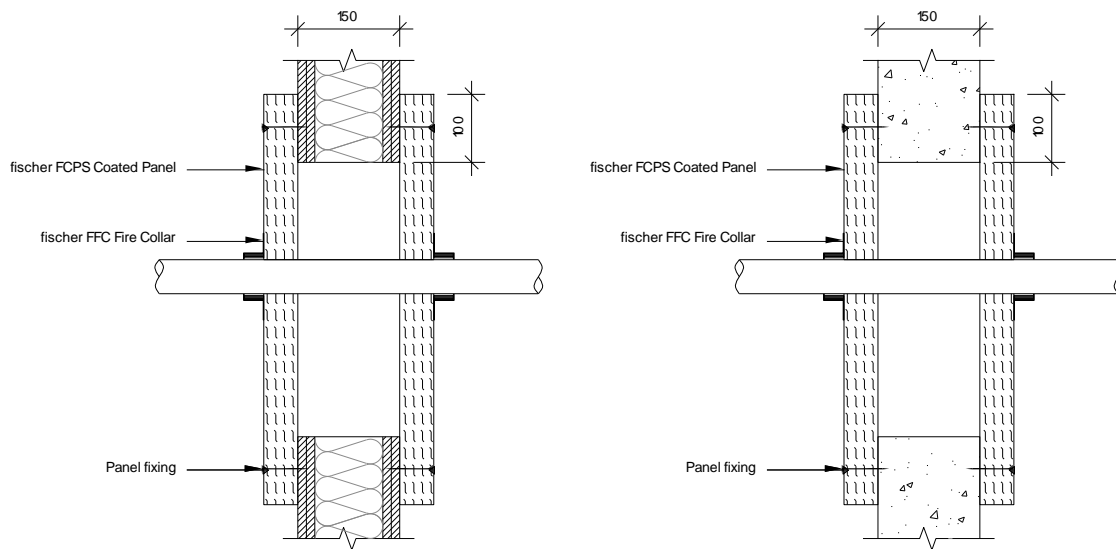
- Single layer of fischer FCPS Coated Panel System (50mm) Plastic Pipes
- Max. Aperture size 2600mm wide x 2600mm high
- Pattress installation of fischer FCPS Coated Panel System. The Batts are installed in horizontal rows and fixed in minimum two vertical edges. Overlap of batts to substrate min 100mm. Batts mechanically fixed to substrate with min 6mm x 80mm steel screws and steel retaining washer. Fixings installed at max 300mm centers.
- Collars secured both faces of the substrate utilizing 80mm long pig tail screw through to the fischer FCPS Coated Panel System
- Penetrations positioned as per option 1 or 2 below. 0 mm distance between services and 50 mm to edge of seal.



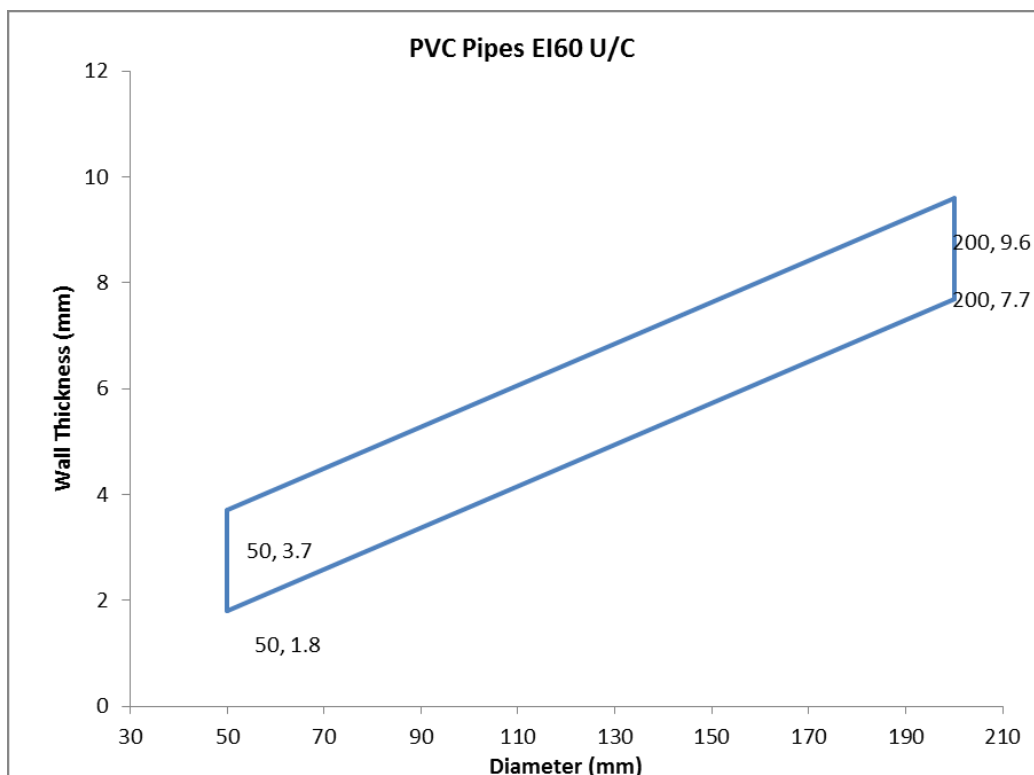
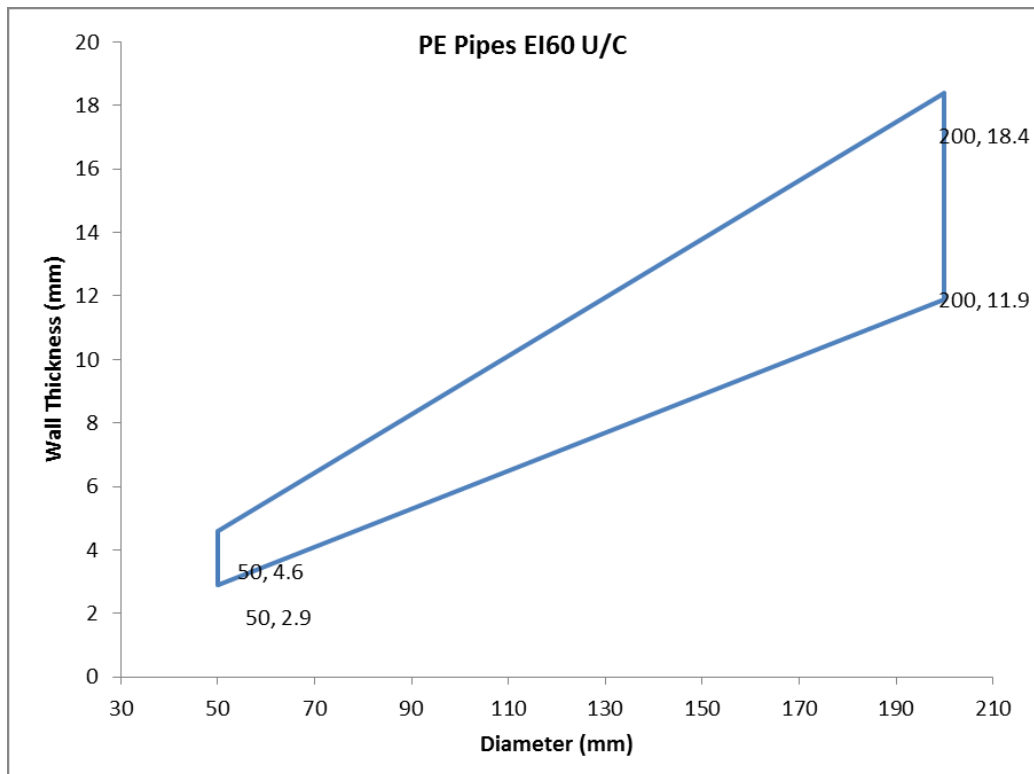
Penetration Specification	FFC Collar	Classification
PVC Pipe 32mm Ø, 2.9mm wall thickness	32 mm	EI 60 U/C
PVC Pipe 40mm Ø, 2.9mm wall thickness	40 mm	
PVC Pipe 50mm Ø, 2.9mm wall thickness	50 mm	
PVC Pipe 55mm Ø, 2.9-4.4mm wall thickness	55 mm	
PVC Pipe 63mm Ø, 2.9-4.4mm wall thickness	63 mm	
PVC Pipe 75mm Ø, 2.8-6.7mm wall thickness	75 mm	
PVC Pipe 82mm Ø, 2.8-6.7mm wall thickness	82 mm	
PVC Pipe 90mm Ø, 2.7-10mm wall thickness	90 mm	
PVC Pipe 100mm Ø, 2.7-10mm wall thickness	100 mm	
PVC Pipe 110mm Ø, 2.7-10mm wall thickness	110 mm	
PVC Pipe 125mm Ø, 3.1mm wall thickness	125 mm	
PVC Pipe 140mm Ø, 3.9-5.8mm wall thickness	140 mm	
PVC Pipe 160mm Ø, 4.9-9.5mm wall thickness	160 mm	

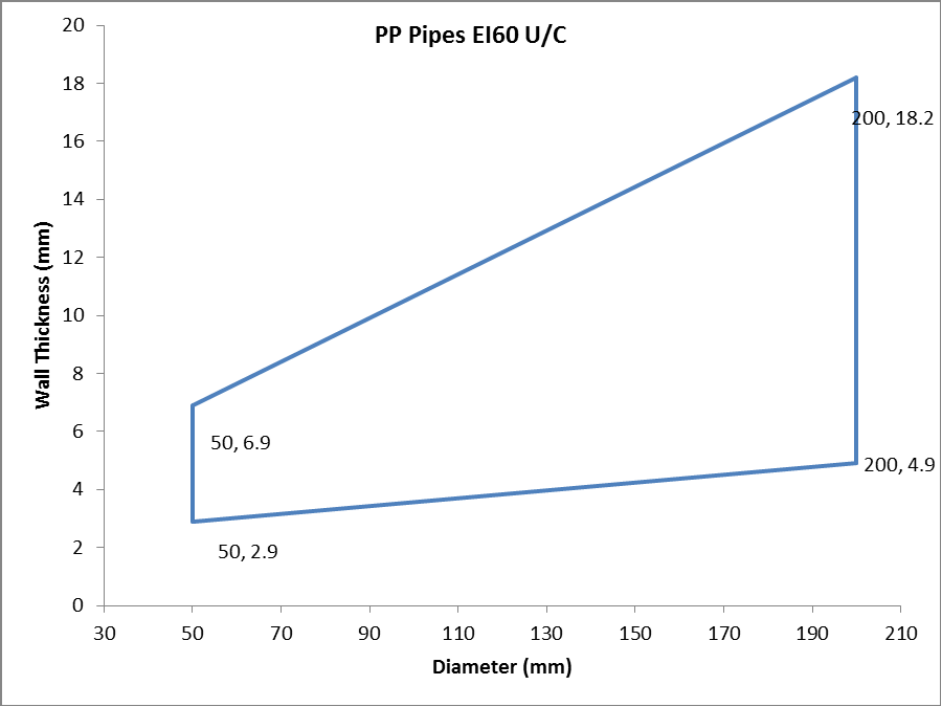
Construction details:

- Single layer of fischer FCPS Coated Panel System (50mm) Plastic Pipes
- Max. Aperture size 2600mm wide x 2600mm high
- Pattress installation of fischer FCPS Coated Panel System. The Batts are installed in horizontal rows and fixed in minimum two vertical edges. Overlap of batts to substrate min 100mm. Batts mechanically fixed to substrate with min 6mm x 80mm steel screws and steel retaining washer. Fixings installed at max 300mm centers.
- Collars secured both faces of the substrate utilizing 80mm long pig tail screw through to the fischer FCPS Coated Panel System
- Penetrations positioned as per option 1 or 2 below. 0 mm distance between services and 50 mm to edge of seal.

**Scope and Classifications as below**

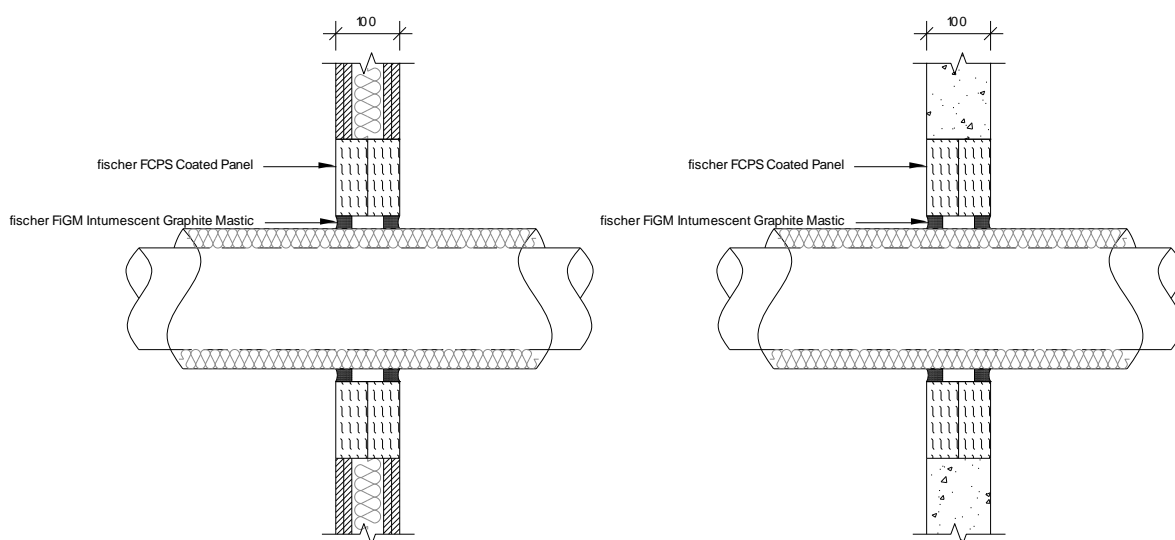
Intumescent Thickness	
Pipe Diameter	Intumescent Material
ø 32 mm - ø 50 mm	40 mm (W) x 2 mm (T)
ø 51 mm - ø 82 mm	40 mm (W) x 4 mm (T)
ø 83 mm - ø 115 mm	40 mm (W) x 6 mm (T)
ø 116 mm - ø 160 mm	40 mm (W) x 8 mm (T)
ø 161 mm - ø 200 mm	40 mm (W) x 10 mm (T)
ø 201 mm - ø 250 mm	40 mm (W) x 12 mm (T)





B23 Metallic Pipe Penetrations in Flexible or Rigid Walls min. 100 mm thick**B23.1 fischer Double Layer (50mm) fischer FCPS Coated Panel System Penetration****23.1.1 Metallic Pipes****Construction details:**

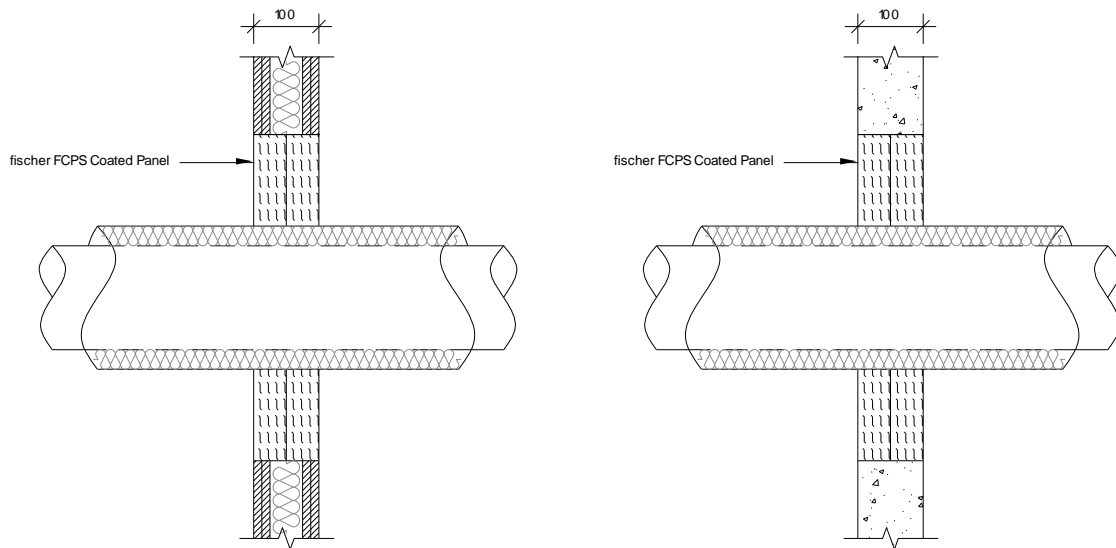
- Double layer of fischer FCPS Coated Panel System (50mm) installed internally within the wall.
- Max. Aperture size 730mm wide x 1200mm high
- Continuous / Sustained CS insulated metallic pipes
- 15mm deep x 15mm wide annulus fischer FiGM Intumescent Graphite Mastic to both faces
- First service support 250mm from both faces of the substrate



Service(s)	Classification
Single copper or mild steel pipe 40mm diameter and 1.5 – 14.2 mm wall with sustained/continuous 20mm thick foil faced glass wool insulation (min 80Kg/m ³)	E 90 U/C EI 60 U/C
Single copper or mild steel pipe 40-159mm diameter and 2.3 – 14.2 mm wall with sustained/continuous 30mm thick foil faced glass wool insulation (min 80Kg/m ³)	EI 60 U/C

Construction details:

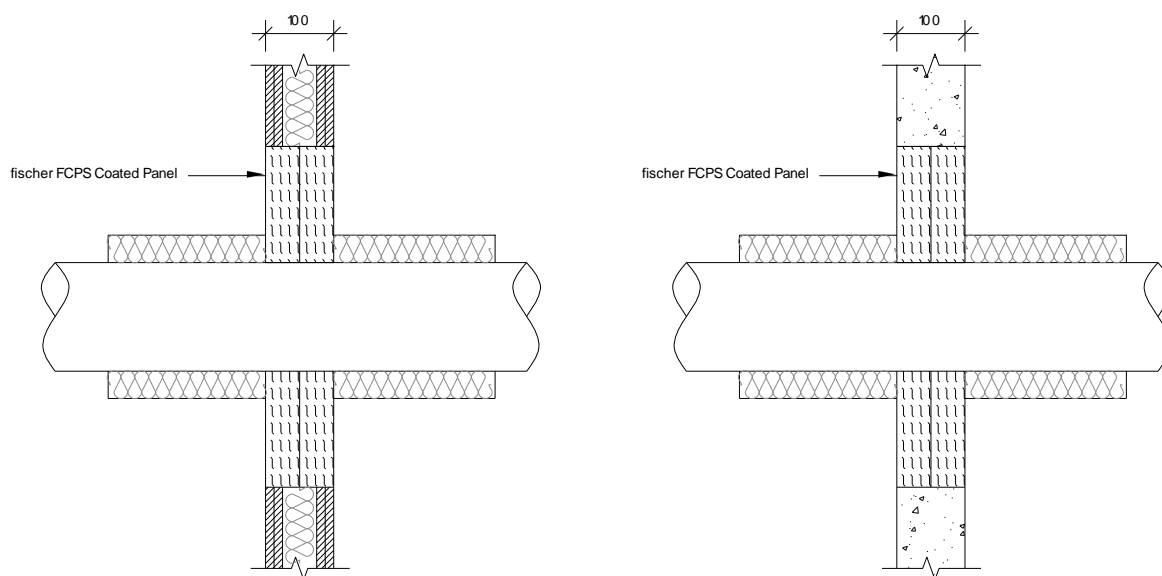
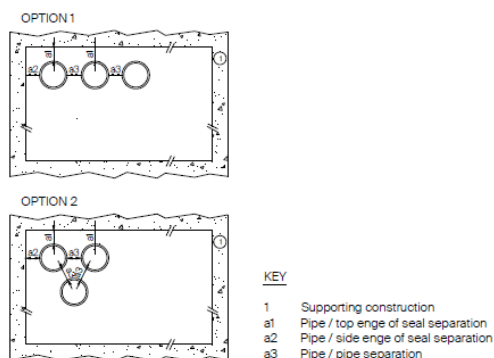
- Double layer of fischer FCPS Coated Panel System (50mm) installed internally within the wall.
- Max. Aperture size 600mm wide x 600mm high
- Continuous / Sustained CS insulated metallic pipes
- First service support 400mm from both faces of the substrate



Service(s)	Classification
Steel or Copper Pipe 42-159mm Ø, 1.2mm – 14.2mm wall thickness. 25mm thick foil faced glassfibre insulation min. 30kg/m ³ (C/S)	E 120 C/U EI 45 C/U
Steel or Copper Pipe 42mm Ø, 1mm – 14.2mm wall thickness. 25mm thick foil faced glassfibre insulation min. 30kg/m ³ (C/S)	E 120 C/U EI 60 C/U

Construction details:

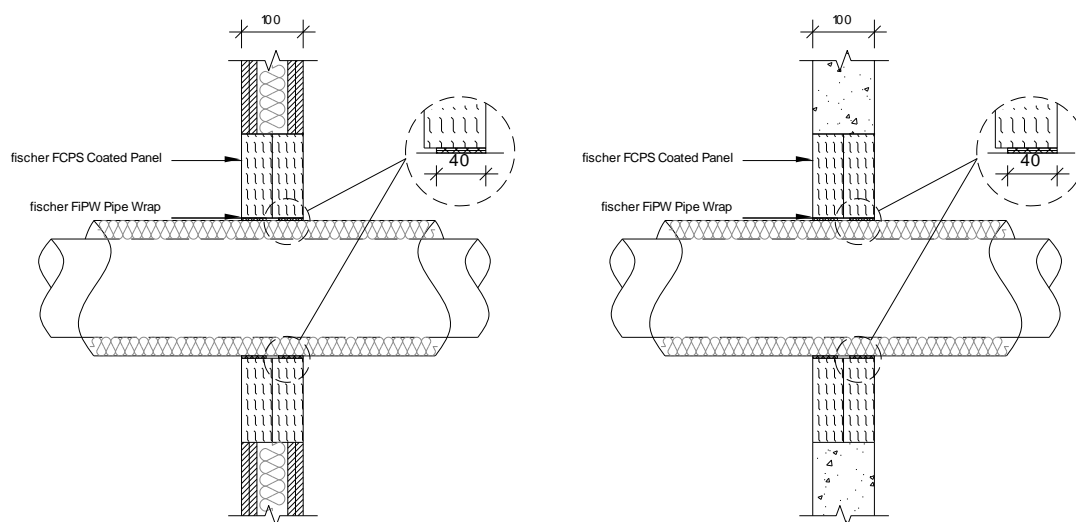
- Double layer of fischer FCPS Coated Panel System (50mm) installed internally within the wall.
- Max. Aperture size 730mm wide x 1200mm high
- Local interrupted (L/I) insulated metallic pipes.
- Penetrations positioned as per option 1 or 2 below, 0mm distance between services and 50mm to edge of seal.
- First service support 400mm from both faces of the substrate.



Service(s)	Classification
Steel or Copper Pipe 42-159mm Ø, 1.2mm – 14.2mm wall thickness 40mm thick stone wool insulation min. 40kg/m ³ (L/I 400mm)	EI 45 C/U
Steel 42-324mm Ø, 16mm wall thickness. 40mm thick stone wool insulation min. 40kg/m ³ (L/I 400mm)	EI 45 C/U
Steel or Copper Pipe 42-159mm Ø, 1.2mm – 14.2mm wall thickness FPC Coating along the penetration 2mm DFT (L/I 400mm)	E 120 C/U EI 45 C/U
Steel 42-324mm Ø, 16mm wall thickness. 14.2mm wall thickness FPC Coating along the penetration 2mm DFT (L/I 400mm)	E 120 C/U EI 45 C/U

Construction details:

- Double layer of fischer FCPS Coated Panel System (50mm) installed internally within the wall.
- Max. Aperture size 750mm wide x 1200mm high
- Continuous / Sustained CS insulated metallic pipes
- 2 x 2mm thick layers of FiPW-E installed both sides of the fischer FCPS Coated Panel System
- First service support 400mm from both faces of the substrate



Service(s)	Classification
Steel or Copper Pipe 42-159mm Ø, 1.2mm – 14.2mm wall thickness. 13-25mm thick K Flex ST Insulation (C/S)	E 120 C/U EI 60 C/U
Steel or Copper Pipe 42mm Ø, 1 – 14.2mm wall thickness. 25-13mm thick K Flex ST insulation (C/S)	E 120 C/U EI 90 C/U
Steel or Copper Pipe 42-108mm Ø, 1.2 – 14.2mm wall thickness. 25 -40mm thick Kingspan Kooltherm FM insulation (C/S)	E 120 C/U EI 60 C/U
Steel or Copper Pipe 42mm Ø, 1–14.2mm wall thickness. 25 -40mm thick Kingspan Kooltherm FM insulation (C/S)	E 120 C/U EI 90 C/U
Steel or Copper Pipe 42mm Ø, 1.2–14.2mm wall thickness. 50mm thick glassfibre insulation (C/S)	E 120 C/U EI 90 C/U

B24 Plastic Pipe Penetrations in Flexible or Rigid Walls min. 100 mm thick

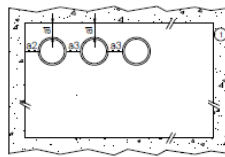
B24.1 fischer Double Layer (50mm) fischer FCPS Coated Panel System Penetration Seal

B24.1.1 Plastic Pipes

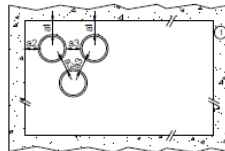
Construction details:

- Double layer of fischer FCPS Coated Panel System (50mm) installed internally within the wall.
- Max. Aperture size 730mm wide x 1200mm high
- FFC Collar secured both faces of the substrate utilizing 80mm long steel pig tail screw through to fischer FCPS Coated Panel System
- Penetrations positioned as per option 1 or 2 below, 0mm distance between services and 50mm to edge of seal.
- First service support 400mm from both faces of the substrate.

OPTION 1

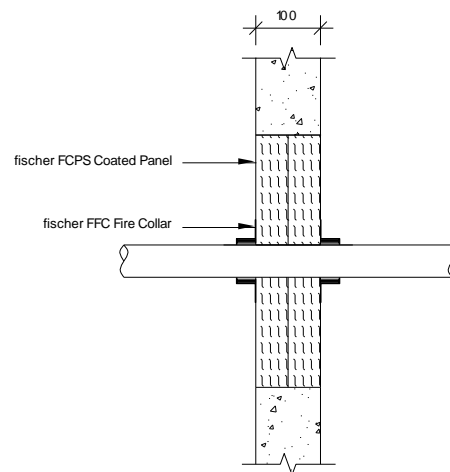
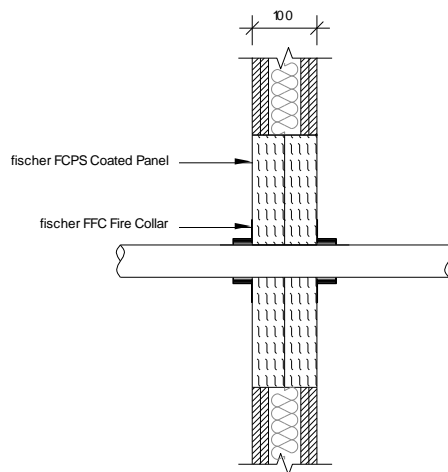


OPTION 2



KEY

- 1 Supporting construction
- a1 Pipe / top edge of seal separation
- a2 Pipe / side edge of seal separation
- a3 Pipe / pipe separation



Service(s)	FFC Collar	Classification
PVC Pipe 32mm Ø, 1.8mm wall thickness	32mm	EI 120 U/C
PVC Pipe 40mm Ø, 1.8mm wall thickness	40mm	
PVC Pipe 50mm Ø, 1.8mm wall thickness	50mm	
PVC Pipe 55mm Ø, 1.8-2.3mm wall thickness	55mm	
PVC Pipe 63mm Ø, 2.3-3mm wall thickness	63mm	
PVC Pipe 75mm Ø, 3.1-4.8mm wall thickness	75mm	
PVC Pipe 82mm Ø, 3.1-4.8mm wall thickness	82mm	
PVC Pipe 90mm Ø, 4.2-7.4mm wall thickness	90mm	
PVC Pipe 100mm Ø, 4.2-7.4mm wall thickness	100mm	
PVC Pipe 110mm Ø, 4.2-7.4mm wall thickness	110mm	
PVC Pipe 125mm Ø, 6mm wall thickness	125mm	
PVC Pipe 140mm Ø, 6.1-7.5mm wall thickness	140mm	
PVC Pipe 160mm Ø, 6.2-9.5mm wall thickness	160mm	

Service(s)	FFC Collar	Classification
PP Pipe 32mm Ø, 2.9mm wall thickness	32mm	EI 120 U/C
PP Pipe 40mm Ø, 2.9mm wall thickness	40mm	
PP Pipe 50mm Ø, 2.9mm wall thickness	50mm	
PP Pipe 55mm Ø, 2.9-4.4mm wall thickness	55mm	
PP Pipe 63mm Ø, 2.9-4.4mm wall thickness	63mm	
PP Pipe 75mm Ø, 2.8-6.7mm wall thickness	75mm	
PP Pipe 82mm Ø, 2.8-6.7mm wall thickness	82mm	
PP Pipe 90mm Ø, 2.7-10mm wall thickness	90mm	
PP Pipe 100mm Ø, 2.7-10mm wall thickness	100mm	
PP Pipe 110mm Ø, 2.7-10mm wall thickness	110mm	
PP Pipe 125mm Ø, 3.1mm wall thickness	125mm	
PP Pipe 140mm Ø, 3.5-8mm wall thickness	140mm	

Service(s)	FFC Collar	Classification
PE Pipe 32mm Ø, 2.9mm wall thickness	32mm	EI 120 U/C
PE Pipe 40mm Ø, 2.9mm wall thickness	40mm	
PE Pipe 50mm Ø, 2.9mm wall thickness	50mm	
PE Pipe 55mm Ø, 2.9-4.4mm wall thickness	55mm	
PE Pipe 63mm Ø, 2.9-4.4mm wall thickness	63mm	
PE Pipe 75mm Ø, 2.8-6.7mm wall thickness	75mm	
PE Pipe 82mm Ø, 2.8-6.7mm wall thickness	82mm	
PE Pipe 90mm Ø, 2.7-10mm wall thickness	90mm	
PE Pipe 100mm Ø, 2.7-10mm wall thickness	100mm	
PE Pipe 110mm Ø, 2.7-10mm wall thickness	110mm	
PE Pipe 125mm Ø, 3.1mm wall thickness	125mm	
PE Pipe 140mm Ø, 3.9-5.8mm wall thickness	140mm	
PE Pipe 160mm Ø, 4.9-9.5mm wall thickness	160mm	

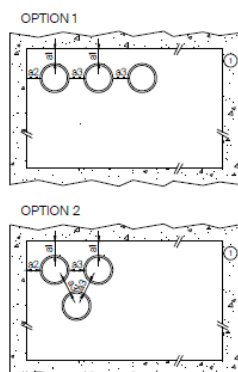
B25 Insulated Plastic Pipe Penetrations in Flexible or Rigid Walls min. 100 mm thick

B25.1 fischer Double Layer (50mm) fischer FCPS Coated Panel System Penetration Seal

B 25.1.1 Insulated Plastic Pipes

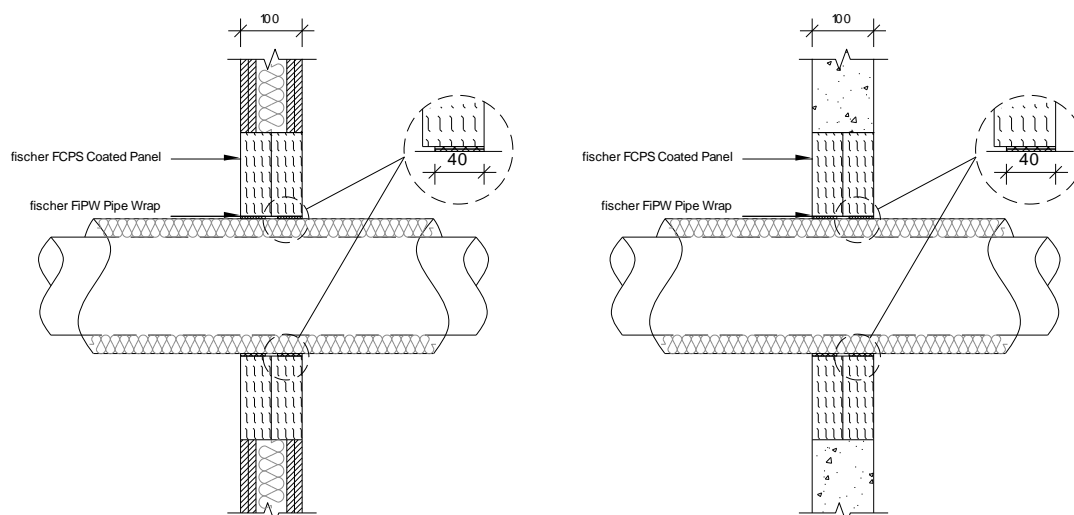
Construction details:

- Double layer of fischer FCPS Coated Panel System (50mm) installed internally within the wall.
- Max. Aperture size 730mm wide x 1200mm high
- FiPW-E secured internally within both faces of the fischer FCPS Coated Panel System
- Penetrations positioned as per option 1 or 2 below, 0mm distance between services and 50mm to edge of seal.
- First service support 400mm from both faces of the substrate.



KEY

- 1 Supporting construction
- a1 Pipe / top edge of seal separation
- a2 Pipe / side edge of seal separation
- a3 Pipe / pipe separation



Service(s)	FiPW-E Ref	Classification
PVC Pipe 40mm Ø, 1.9mm wall thickness. 25 mm thick Kingspan Kooltherm FM insulation (C/S)	3 x 2mm thickness	E 120 U/C EI 90 U/C
PVC Pipe 40mm Ø, 3mm wall thickness. 15 mm thick Kingspan Kooltherm FM insulation (C/S)	3 x 2mm thickness	
PVC Pipe 110mm Ø, 4.2mm wall thickness. 25 mm thick Kingspan Kooltherm FM insulation (C/S)	5 x 2mm thickness	EI 120 U/C
PVC Pipe 110mm Ø, 6.6mm wall thickness. 20 mm thick Kingspan Kooltherm FM insulation (C/S)	5 x 2mm thickness	E 120 U/C EI 90 U/C
PVC Pipe 40mm Ø, 1.9mm wall thickness. 32 mm thick Armacell Armaflex Class O (C/S)	3 x 2mm thickness	E 120 U/C EI 90 U/C
PVC Pipe 40mm Ø, 3mm wall thickness. 9 mm thick Armacell Armaflex Class O (C/S)	3 x 2mm thickness	
PVC Pipe 110mm Ø, 4.2mm wall thickness. 32 mm thick Armacell Armaflex Class O (C/S)	5 x 2mm thickness	EI 120 U/C
PVC Pipe 110mm Ø, 6.6mm wall thickness. 13 mm thick Armacell Armaflex Class O (C/S)	5 x 2mm thickness	E 120 U/C EI 90 U/C

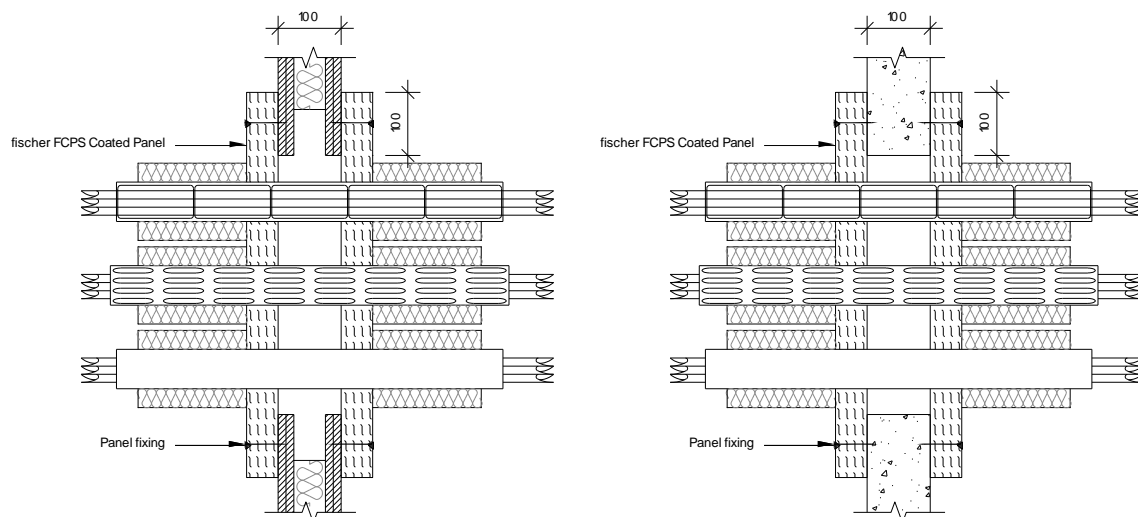
B26 Single Layer (50mm) fischer FCPS Coated Panel System Pattress Installed Both Faces Penetration Seal in Flexible or Rigid Walls min. 100 mm thick

B26.1 fischer Double Layer (50mm) fischer FCPS Coated Panel System Penetration both faces of the wall

B26.1.1 Cable Penetrations

Construction details:

- Single layer of fischer FCPS Coated Panel System (50mm) installed both faces of the wall.
- Pattress installation of fischer FCPS Coated Panel System. The Batts are installed in horizontal rows and fixed in minimum two vertical edges. Overlap of batts to substrate min 100mm. Batts mechanically fixed to substrate with min 6mm x 80mm steel screws and steel retaining washer. Fixings installed at max 300mm centers.
- Max. Aperture size 750mm wide x 1200mm high
- Cables and cable trays wrapped with a single layer of 40mm thick, 40kg/m³ Stone wool (L/I 300mm)
- First service support 400mm from both faces of the substrate



Service(s)	Classification
Electrical cables up to 80mm Ø	EI 120
Cable Trays and Ladders	
100 mm diameter bundle telecommunication cable type "F"	
Unsheathed electrical cables up to 24mm Ø	
Steel or Copper Conduits up to 16mm Ø	
Plastic conduits up to 16mm Ø	

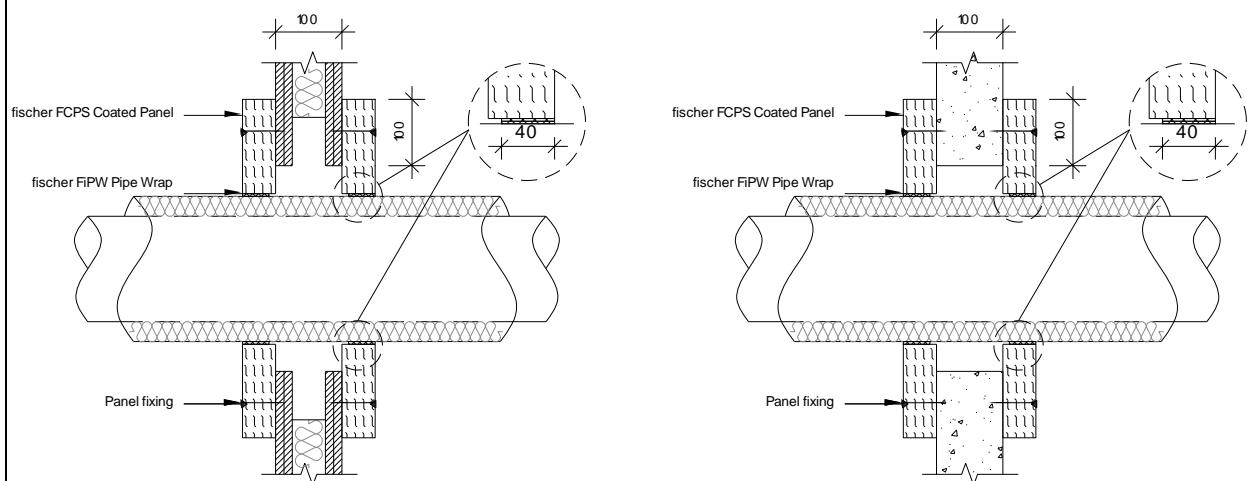
B27 Single Layer (50mm) fischer FCPS Coated Panel System Pattress Installed Both Faces Penetration Seal

B27.1 fischer Double Layer (50mm) fischer FCPS Coated Panel System Penetration both faces of the wall

B27.1.1 Metallic Pipe Penetrations

Construction details:

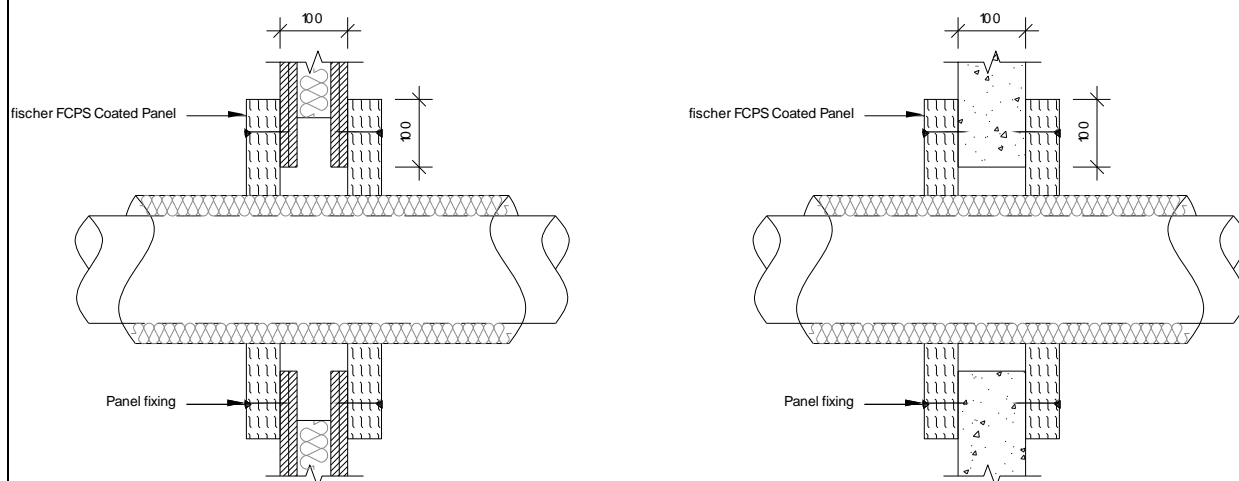
- Single layer of fischer FCPS Coated Panel System (50mm) installed both faces of the wall.
- Pattress installation of fischer FCPS Coated Panel System. The Batts are installed in horizontal rows and fixed in minimum two vertical edges. Overlap of batts to substrate min 100mm. Batts mechanically fixed to substrate with min 6mm x 80mm steel screws and steel retaining washer. Fixings installed at max 300mm centers.
- Max. Aperture size 750mm wide x 1200mm high
- Continuous / Sustained CS insulated metallic pipes.
- 2 x 2mm thick layers of FiPW-E installed both sides of the fischer FCPS Coated Panel System
- First service support 400mm from both faces of the substrate



Service(s)	Classification
Steel or Copper Pipe 42-159mm Ø, 1.2mm – 14.2mm wall thickness. 13-25mm thick K Flex ST Insulation (C/S)	E 120 C/U EI 60 C/U
Steel or Copper Pipe 42-159mm Ø, 1.2 – 14.2mm wall thickness. 25mm thick K Flex ST insulation (C/S)	E 120 C/U EI 90 C/U
Steel or Copper Pipe 42mm Ø, 1 – 14.2mm wall thickness. 25-13mm thick K Flex ST insulation (C/S)	EI 120 C/U
Steel or Copper Pipe 42-108mm Ø, 1.2 – 14.2mm wall thickness. 25 -40mm thick Kingspan Kooltherm FM insulation (C/S)	E 120 C/U EI 90 C/U
Steel or Copper Pipe 42mm Ø, 1-14.2mm wall thickness. 25 -40mm thick Kingspan Kooltherm FM insulation (C/S)	EI 120 C/U
Steel or Copper Pipe 42mm Ø, 1.2-14.2mm wall thickness. 50mm thick glassfibre insulation min. 30kg/m3 (C/S)	E 120 C/U EI 90 C/U

Construction details:

- Single layer of fischer FCPS Coated Panel System (50mm) installed both faces of the wall.
- Pattress installation of fischer FCPS Coated Panel System. The Batts are installed in horizontal rows and fixed in minimum two vertical edges. Overlap of batts to substrate min 100mm. Batts mechanically fixed to substrate with min 6mm x 80mm steel screws and steel retaining washer. Fixings installed at max 300mm centers.
- Max. Aperture size 600mm wide x 600mm high
- Continuous / Sustained CS insulated metallic pipes.
- First service support 400mm from both faces of the substrate



Service(s)	Classification
Steel or Copper Pipe 42-159mm Ø, 1.2mm – 14.2mm wall thickness. 25mm thick foil faced glassfibre insulation min. 30kg/m ³ (C/S)	E 120 C/U EI 90 C/U
Steel or Copper Pipe 42mm Ø, 1mm – 14.2mm wall thickness. 25mm thick foil faced glassfibre insulation min. 30kg/m ³ (C/S)	EI 120 C/U

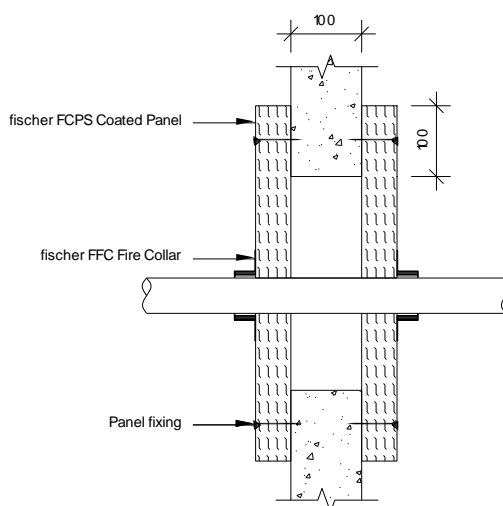
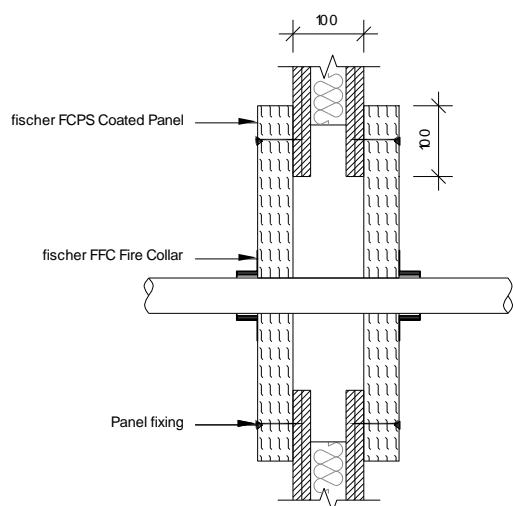
B28 Single Layer (50mm) fischer FCPS Coated Panel System Pattress Installed Both Faces Penetration Seal

B28.1 fischer Double Layer (50mm) fischer FCPS Coated Panel System Penetration both faces of the wall

B28.1.1 Plastic Pipe Penetrations

Construction details:

- Single layer of fischer FCPS Coated Panel System (50mm) installed both faces of the wall.
- Pattress installation of fischer FCPS Coated Panel System. The Batts are installed in horizontal rows and fixed in minimum two vertical edges. Overlap of batts to substrate min 100mm. Batts mechanically fixed to substrate with min 6mm x 80mm steel screws and steel retaining washer. Fixings installed at max 300mm centers.
- Max. Aperture size 730mm wide x 1200mm high
- FFC Collar secured both faces of the substrate utilizing 80mm long steel pig tail screw through to fischer FCPS Coated Panel System
- Penetrations positioned as per option 1 or 2 below, 0mm distance between services and 50mm to edge of seal.
- First service support 400mm from both faces of the substrate.



Service(s)	FFC Collar	Classification
PVC Pipe 32mm Ø, 1.8mm wall thickness	32mm	EI 120 U/C
PVC Pipe 40mm Ø, 1.8mm wall thickness	40mm	
PVC Pipe 50mm Ø, 1.8mm wall thickness	50mm	
PVC Pipe 55mm Ø, 1.8-2.3mm wall thickness	55mm	
PVC Pipe 63mm Ø, 2.3-3mm wall thickness	63mm	
PVC Pipe 75mm Ø, 3.1-4.8mm wall thickness	75mm	
PVC Pipe 82mm Ø, 3.1-4.8mm wall thickness	82mm	
PVC Pipe 90mm Ø, 4.2-7.4mm wall thickness	90mm	
PVC Pipe 100mm Ø, 4.2-7.4mm wall thickness	100mm	
PVC Pipe 110mm Ø, 4.2-7.4mm wall thickness	110mm	
PVC Pipe 125mm Ø, 6mm wall thickness	125mm	
PVC Pipe 140mm Ø, 6.1-7.5mm wall thickness	140mm	
PVC Pipe 160mm Ø, 6.2-9.5mm wall thickness	160mm	

Service(s)	FFC Collar	Classification
PP Pipe 32mm Ø, 2.9mm wall thickness	32mm	EI 120 U/C
PP Pipe 40mm Ø, 2.9mm wall thickness	40mm	
PP Pipe 50mm Ø, 2.9mm wall thickness	50mm	
PP Pipe 55mm Ø, 2.9-4.4mm wall thickness	55mm	
PP Pipe 63mm Ø, 2.9-4.4mm wall thickness	63mm	
PP Pipe 75mm Ø, 2.8-6.7mm wall thickness	75mm	
PP Pipe 82mm Ø, 2.8-6.7mm wall thickness	82mm	
PP Pipe 90mm Ø, 2.7-10mm wall thickness	90mm	
PP Pipe 100mm Ø, 2.7-10mm wall thickness	100mm	
PP Pipe 110mm Ø, 2.7-10mm wall thickness	110mm	
PP Pipe 125mm Ø, 3.1mm wall thickness	125mm	
PP Pipe 140mm Ø, 3.5-8mm wall thickness	140mm	
PP Pipe 160mm Ø, 4-14.6mm wall thickness	160mm	

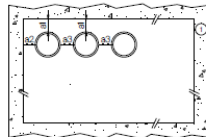
Service(s)	FFC Collar	Classification
PE Pipe 32mm Ø, 2.9mm wall thickness	32mm	EI 120 U/C
PE Pipe 40mm Ø, 2.9mm wall thickness	40mm	
PE Pipe 50mm Ø, 2.9mm wall thickness	50mm	
PE Pipe 55mm Ø, 2.9-4.4mm wall thickness	55mm	
PE Pipe 63mm Ø, 2.9-4.4mm wall thickness	63mm	
PE Pipe 75mm Ø, 2.8-6.7mm wall thickness	75mm	
PE Pipe 82mm Ø, 2.8-6.7mm wall thickness	82mm	
PE Pipe 90mm Ø, 2.7-10mm wall thickness	90mm	
PE Pipe 100mm Ø, 2.7-10mm wall thickness	100mm	
PE Pipe 110mm Ø, 2.7-10mm wall thickness	110mm	
PE Pipe 125mm Ø, 3.1mm wall thickness	125mm	
PE Pipe 140mm Ø, 3.9-5.8mm wall thickness	140mm	
PE Pipe 160mm Ø, 4.9-9.5mm wall thickness	160mm	

Construction details:

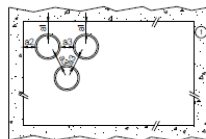
- Single layer of fischer FCPS Coated Panel System (50mm) installed both faces of the wall.
- Pattress installation of fischer FCPS Coated Panel System. The Batts are installed in horizontal rows and fixed in minimum two vertical edges. Overlap of batts to substrate min 100mm. Batts mechanically fixed to substrate with min 6mm x 80mm steel screws and steel retaining washer. Fixings installed at max 300mm centers.
- Max. Aperture size 730mm wide x 1200mm high
- fischer FiPW-E Endless Pipe Wrap secured internally within both faces of the fischer FCPS Coated Panel System
- Penetrations positioned as per option 1 or 2 below, 0mm distance between services and 50mm to edge of seal.
- First service support 400mm from both faces of the substrate

Intumescent Thickness	
Pipe Diameter	Intumescent Material
ø 32 mm - ø 50 mm	40 mm (W) x 2 mm (T)
ø 51 mm - ø 82 mm	40 mm (W) x 4 mm (T)
ø 83 mm - ø 115 mm	40 mm (W) x 6 mm (T)
ø 116 mm - ø 160 mm	40 mm (W) x 8 mm (T)
ø 161 mm - ø 200 mm	40 mm (W) x 10 mm (T)
ø 201 mm - ø 250 mm	40 mm (W) x 12 mm (T)

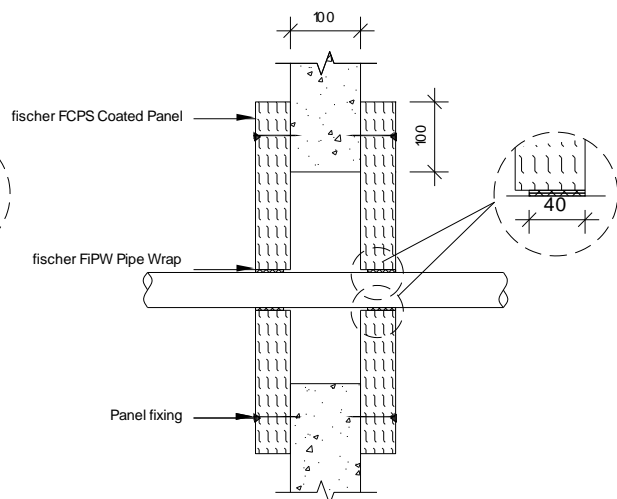
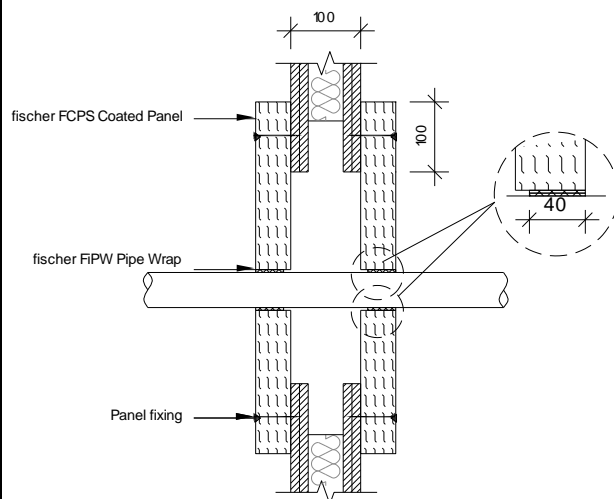
OPTION 1

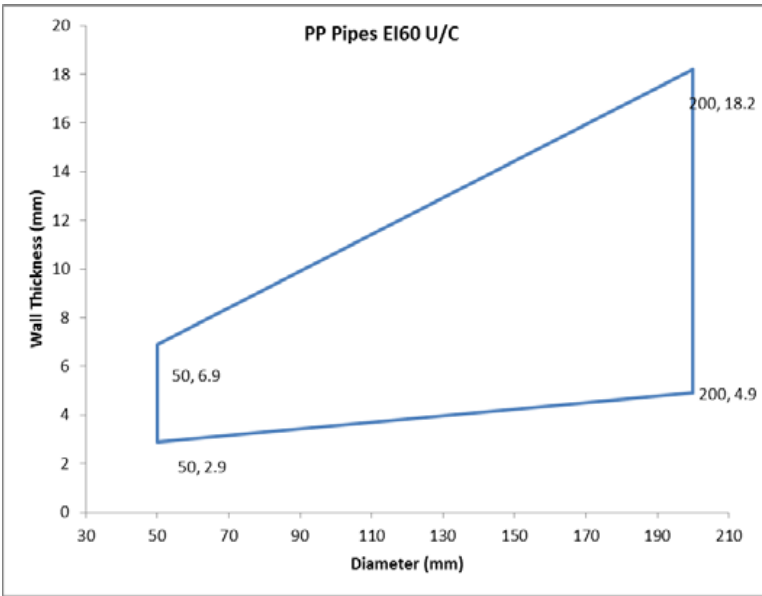
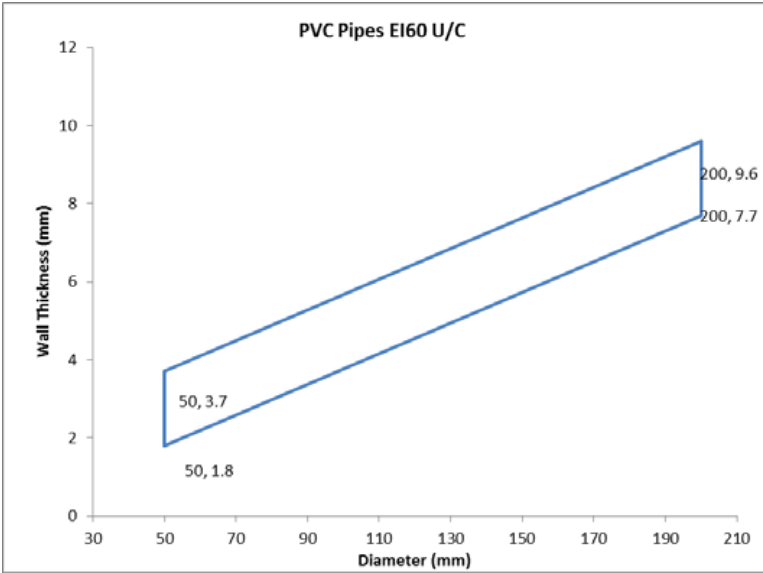
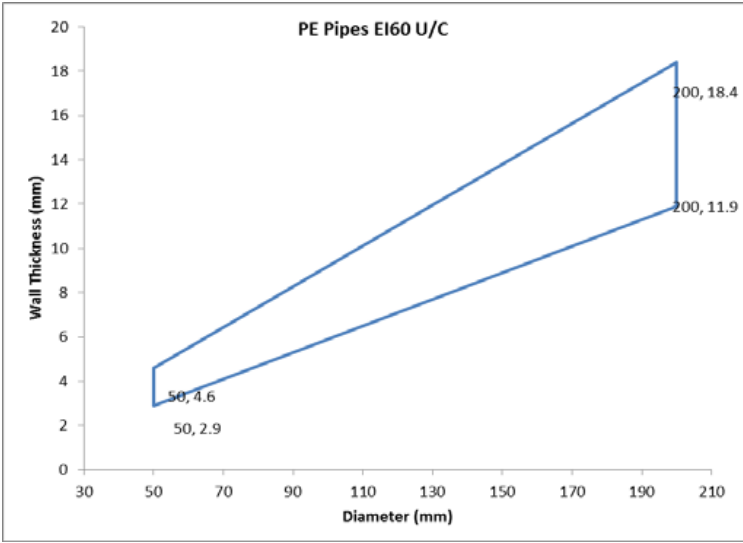


OPTION 2

**KEY**

- 1 Supporting construction
- a1 Pipe / top edge of seal separation
- a2 Pipe / side edge of seal separation
- a3 Pipe / pipe separation





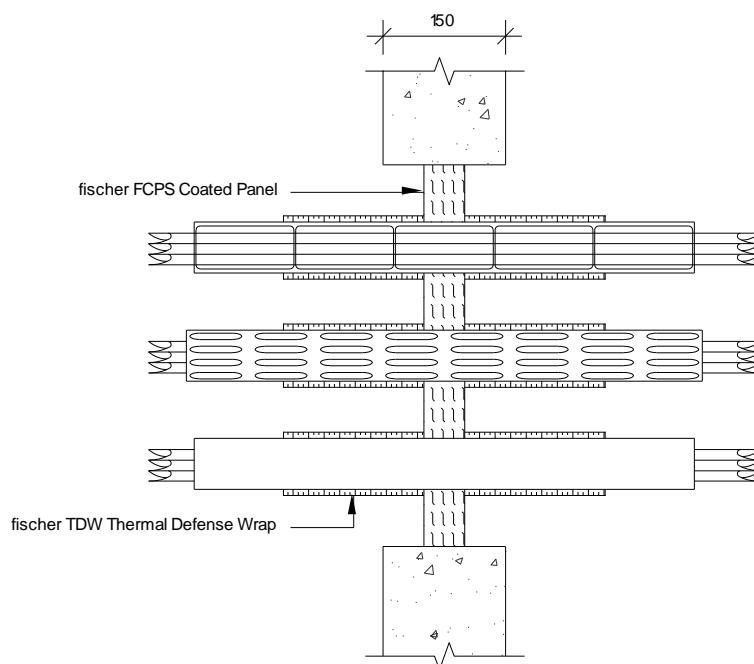
B29 fischer FCPS Coated Panel System Penetration Seal in Rigid Walls min. 150 mm thick

B29.1 fischer Single Layer (50mm) fischer FCPS Coated Panel System Penetration Seal B

29.1.1 Cable Penetrations

Construction details:

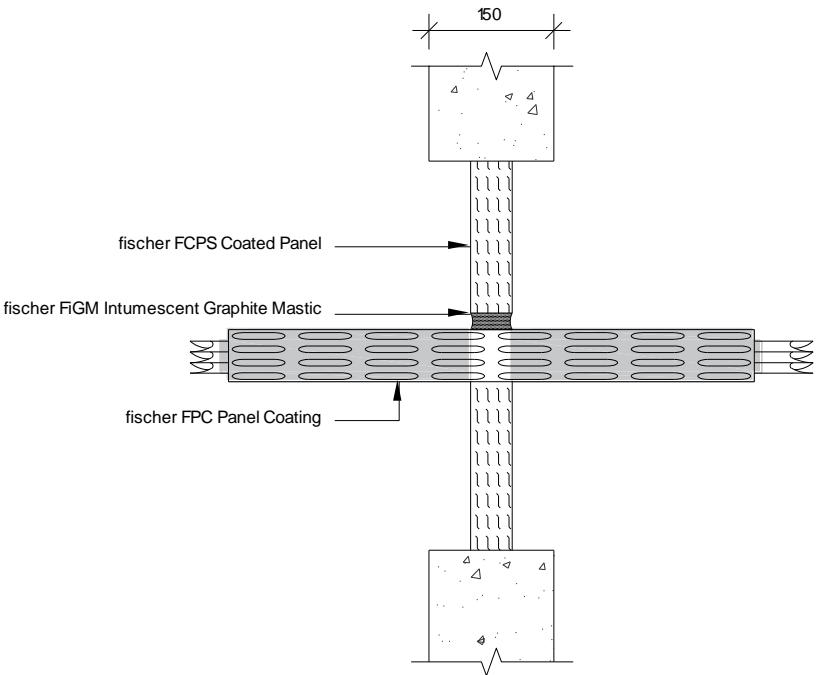
- Single layer of fischer FCPS Coated Panel System (50mm) installed internally within the wall.
- Max. Aperture size 600mm wide x 600mm high
- Cables and cable trays wrapped with a single layer of 6mm thick fischer Thermal Defense Wrap (L/I 300mm)
- First service support 250mm from both faces of the substrate



Service(s)	Classification
Electrical cables up to 80mm Ø	EI 60
Cable Trays and Ladders	EI 60
100 mm diameter bundle telecommunication cable type "F"	EI 60
Unsheathed electrical cables up to 24mmØ	EI 60

Construction details:

- Single layer of fischer FCPS Coated Panel System (50mm) installed internally within the wall.
- Max. Aperture size 750mm wide x 1100mm high
- All cables coated with 2mm DFT FPC Coating 300mm along the cables both sides of the seal.
- 50mm deep x 20mm wide annulus fischer FiGM Intumescent Graphite Mastic
- First service support 400mm from both faces of the substrate



Service(s)	Classification
500mm perforated cable tray	EI 30
Electrical cables up to 21mm ø	EI 45
1 off 'C1' Cable	
1 off 'C2' Cable	
1 off 'C3' Cable	

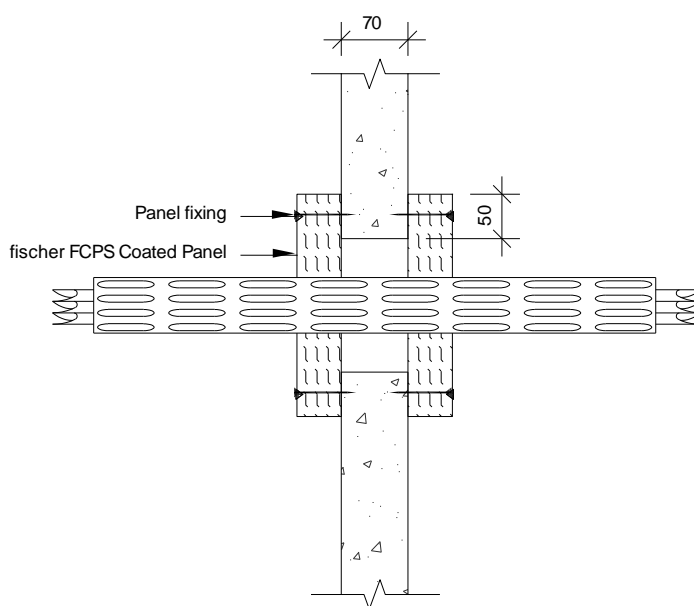
B30 fischer FCPS Coated Panel System Penetration Seal in Rigid Walls min. 70 mm thick

B30.1 fischer Single Layer (50mm) fischer FCPS Coated Panel System Penetration Seal

B30.1.1 Cable Penetrations

Construction details:

- Single layer Pattress fischer FCPS Coated Panel System (50mm), Electrical cables.
- Max. Aperture size 730mm wide x 1200 mm high
- fischer FiAM Intumescent Acoustic Mastic
- FCPS Coated Panel System

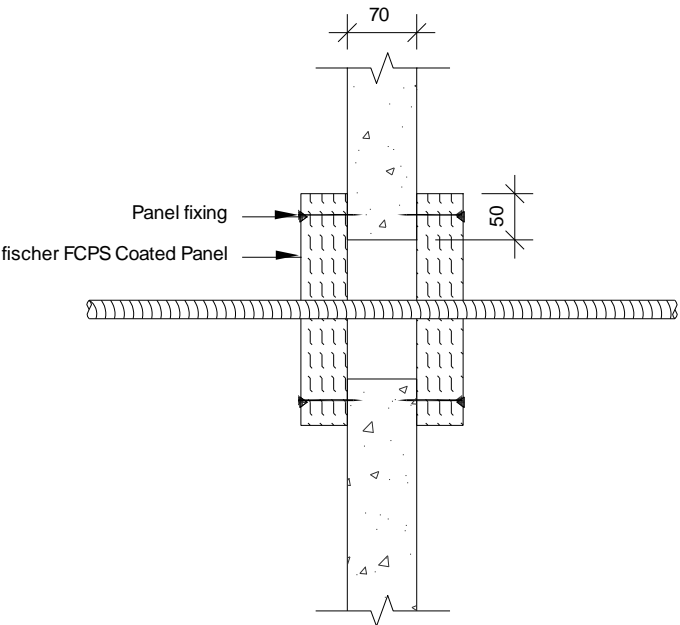


Penetration Specification	Classification
500mm wide x 60mm deep steel cable basket containing 3 x type 'B' cable and 20 x bundle of telecoms cables	EI 90
500mm wide x 60mm deep steel cable tray containing 1 x type 'B' cable, 3 x type 'A1' cable, 3 x type 'A2' cable, and 3 x type 'A3' cable	

Pattress installation of fischer FCPS Coated Panel System. The Batts are installed in horizontal rows and fixed on all edges. Overlap of batts to substrate min 50mm. Batts mechanically fixed to substrate with min 6mm x 80mm steel screws and steel retaining washer. Fixings installed at max 300mm centers

Construction details:

- Single layer Pattress fischer FCPS Coated Panel System (50mm), Electrical cables and Conduits.
- Max. Aperture size 730mm wide x 1200 mm high
- fischer FiAM Intumescent Acoustic Mastic
- FCPS Coated Panel System

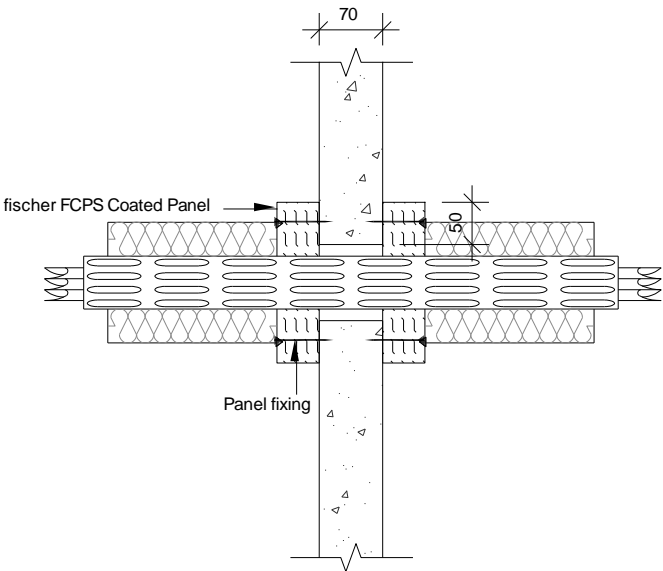


Penetration Specification	Classification
20mm dia Adaptaflex SPL20 flexible conduit	EI 90
20mm dia Kopex KSU 316 stainless steel flexible conduit	
150mm wide x 60mm deep steel cable tray containing 4 x FP200 Gold (Firealarm cable 7mm dia red) Cables	EI 90 EI 60

Pattress installation of fischer FCPS Coated Panel System. The Batts are installed in horizontal rows and fixed on all edges. Overlap of batts to substrate min 50mm. Batts mechanically fixed to substrate with min 6mm x 80mm steel screws and steel retaining washer. Fixings installed at max 300mm centres

Construction details:

- Single layer Pattress fischer FCPS Coated Panel System (50mm), Electrical cables.
- Max. Aperture size 2600mm wide x 2600 mm high
- Cables and cable trays wrapped with Stone Wool Insulation 45mm thick, 40Kg/m3 (L/I 200mm)
- fischer FiAM Intumescent Acoustic Mastic
- FCPS Coated Panel System

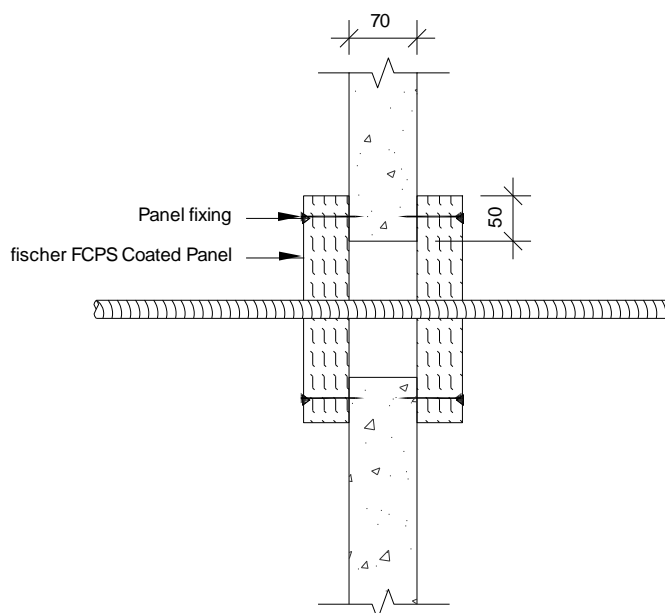


Penetration Specification	Classification
500mm wide x 60mm deep steel cable basket containing 3 x type 'B' cable and 20 x bundle of telecoms cables	EI 60
500mm wide x 60mm deep steel cable tray containing 1 x type 'B' cable, 3 x type 'A1' cable, 3 x type 'A2' cable, and 3 x type 'A3' cable	

Pattress installation of fischer FCPS Coated Panel System. The Batts are installed in horizontal rows and fixed on all edges. Overlap of batts to substrate min 50mm. Batts mechanically fixed to substrate with min 6mm x 80mm steel screws and steel retaining washer. Fixings installed at max 300mm centers.

Construction details:

- Single layer Pattress fischer FCPS Coated Panel System (50mm), Electrical cables and Conduits.
- Max. Aperture size 2600mm wide x 2600 mm high
- fischer FiAM Intumescent Acoustic Mastic
- FCPS Coated Panel System



Penetration Specification	Classification
20mm dia Adaptaflex SPL20 flexible conduit	EI 60
20mm dia Kopex KSU 316 stainless steel flexible conduit	
150mm wide x 60mm deep steel cable tray containing 4 x FP200 Gold (Firealarm cable 7mm dia red) Cables	

Pattress installation of fischer FCPS Coated Panel System. The Batts are installed in horizontal rows and fixed on all edges. Overlap of batts to substrate min 50mm. Batts mechanically fixed to substrate with min 6mm x 80mm steel screws and steel retaining washer. Fixings installed at max 300mm centers

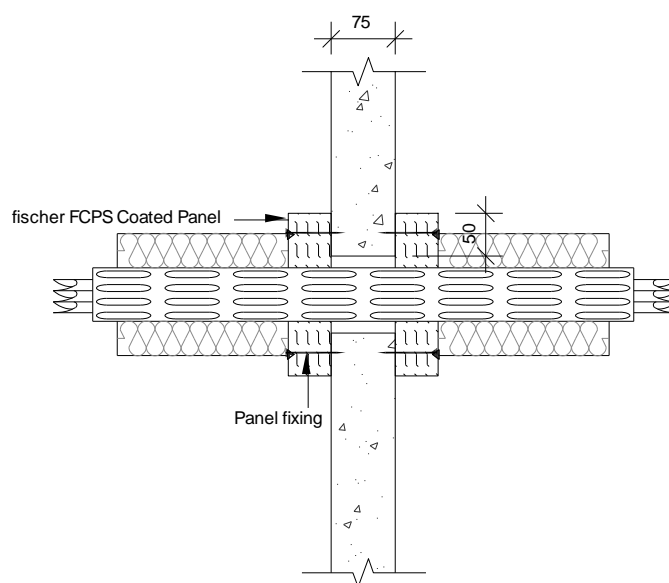
B31 fischer FCPS Coated Panel System Penetration Seal in Rigid Walls**min. 75 mm thick**

B31.1 fischer Single Layer (50mm) fischer FCPS Coated Panel System Penetration Seal

B31.1.1 Cable Penetrations

Construction details:

- Single layer Pattress fischer FCPS Coated Panel System (50mm), Electrical cables and Cable Trunking
- Max. Aperture size 2600mm wide x 2600 mm high
- fischer FiAM Intumescent Acoustic Mastic
- FCPS Coated Panel System
- Insulation

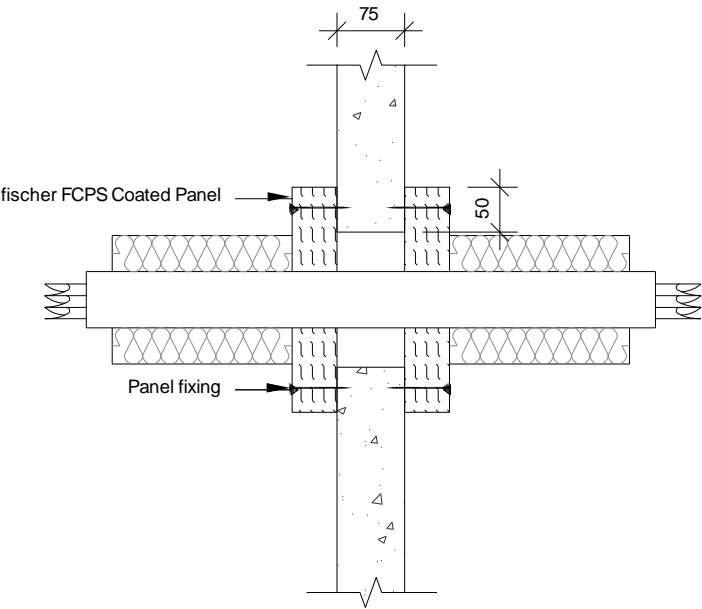


Penetration Specification	Classification
50mm x 50mm Insulated steel cable trunking, Stone Wool 40mm thick, 45kg/m ³ (LI 400mm). fischer FiP Pillows tightly fitted around the cables in the section of trunking within the depth of the partition	EI 60 U/U
Cables 1xA1, 1xA2, 1xA3	EI 60
Cables 1xA1	
Cables 1xA2	
Cables 1xA3	

Pattress installation of fischer FCPS Coated Panel System. The Batts are installed in horizontal rows and fixed in minimum two vertical edges. Overlap of batts to substrate min 50mm. Batts mechanically fixed to substrate with min 6mm x 80mm steel screws and steel retaining washer. Fixings installed at max 300mm centers.

Construction details:

- Single layer Pattress fischer FCPS Coated Panel System (50mm), Electrical cables and Cable Trunking
- Max. Aperture size 2600mm wide x 2600 mm high
- fischer FIAM Intumescent Acoustic Mastic
- FCPS Coated Panel System
- Insulation



Penetration Specification	Classification
150mm x 150mm Insulated steel cable trunking, Stone Wool 40mm thick, 45kg/m3 (LI 400mm). fischer FiP Pillows tightly fitted around the cables in the section of trunking within the depth of the partition	EI 60 U/U
Cables 1xB1, 1xC1, 1xG1, 1xG2	EI 60
Cables 1xB1	
Cables 1xB1	
Cables 1xC1	
Unsheathed electrical cables 0-24 mm dia	

Pattress installation of fischer FCPS Coated Panel System. The Batts are installed in horizontal rows and fixed in minimum two vertical edges. Overlap of batts to substrate min 50mm. Batts mechanically fixed to substrate with min 6mm x 80mm steel screws and steel retaining washer. Fixings installed at max 300mm centers.

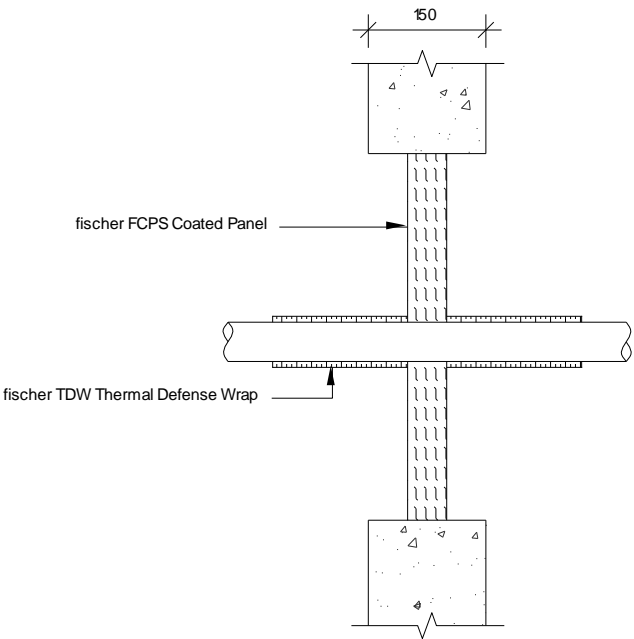
B32 fischer FCPS Coated Panel System Penetration Seal in Rigid Walls
min. 150 mm thick

B32.1 fischer Single Layer (50mm) fischer FCPS Coated Panel System Penetration Seal

B32.1.1 Metallic Pipe Penetrations

Construction details:

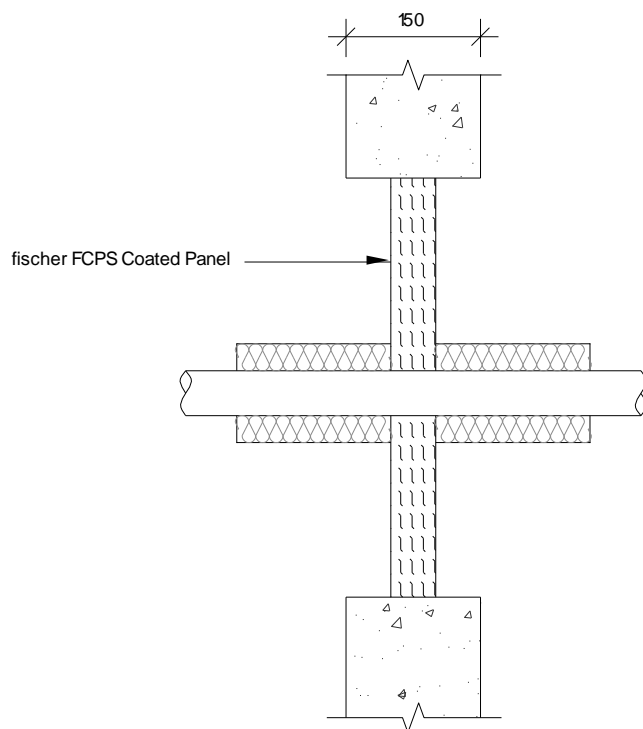
- Single layer of fischer FCPS Coated Panel System (50mm) installed internally within the wall.
- Max. Aperture size 600mm wide x 600mm high
- Metallic pipes wrapped with a single layer of 6mm thick fischer Thermal Defense Wrap (L/I 300mm)
- First service support 250mm from both faces of the substrate



Service(s)	Classification
Steel or Copper Pipe 108mm Ø, 1.5mm – 14.2mm Wall Thickness. 6mm thick fischer Thermal Defense Wrap (L/I 300mm)	E 60 C/U EI 45 C/U

Construction details:

- Single layer of fischer FCPS Coated Panel System (50mm) installed internally within the wall.
- Max. Aperture size 730mm wide x 1100mm high
- First service support 400mm from both faces of the substrate



Service(s)	Classification
Steel or Copper Pipe 42mm Ø, 1.2mm – 14.2mm wall thickness. (L/I 300mm) 40mm stone wool insulation (min 40Kg/m ³)	EI 45 C/U
Steel or Copper Pipe 42mm – 159mm Ø, 2mm – 14.2mm wall thickness. (L/I 300mm) 40mm stone wool insulation (min 40Kg/m ³)	E 45 C/U EI 15 C/U

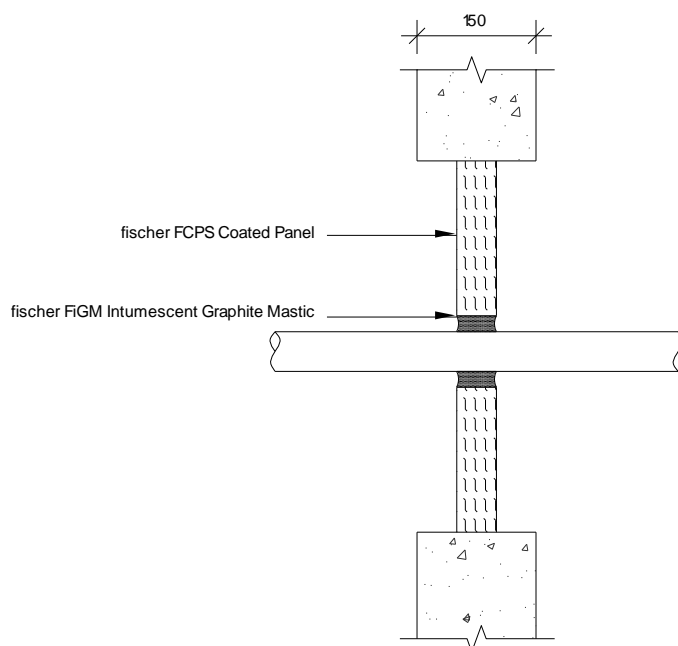
B33 fischer FCPS Coated Panel System Penetration Seal in Rigid Walls min. 150 mm thick

B33.1 fischer Single Layer (50mm) fischer FCPS Coated Panel System Penetration Seal

B33.1.1 Plastic Pipe Penetrations

Construction details:

- Single layer of fischer FCPS Coated Panel System (50mm) installed internally within the wall.
- Max. Aperture size 750mm wide x 1100mm high
- fischer FiGM Intumescent Graphite Mastic 20mm annulus full 50mm depth of the fischer FCPS Coated Panel System
- First service support 400mm from both faces of the substrate

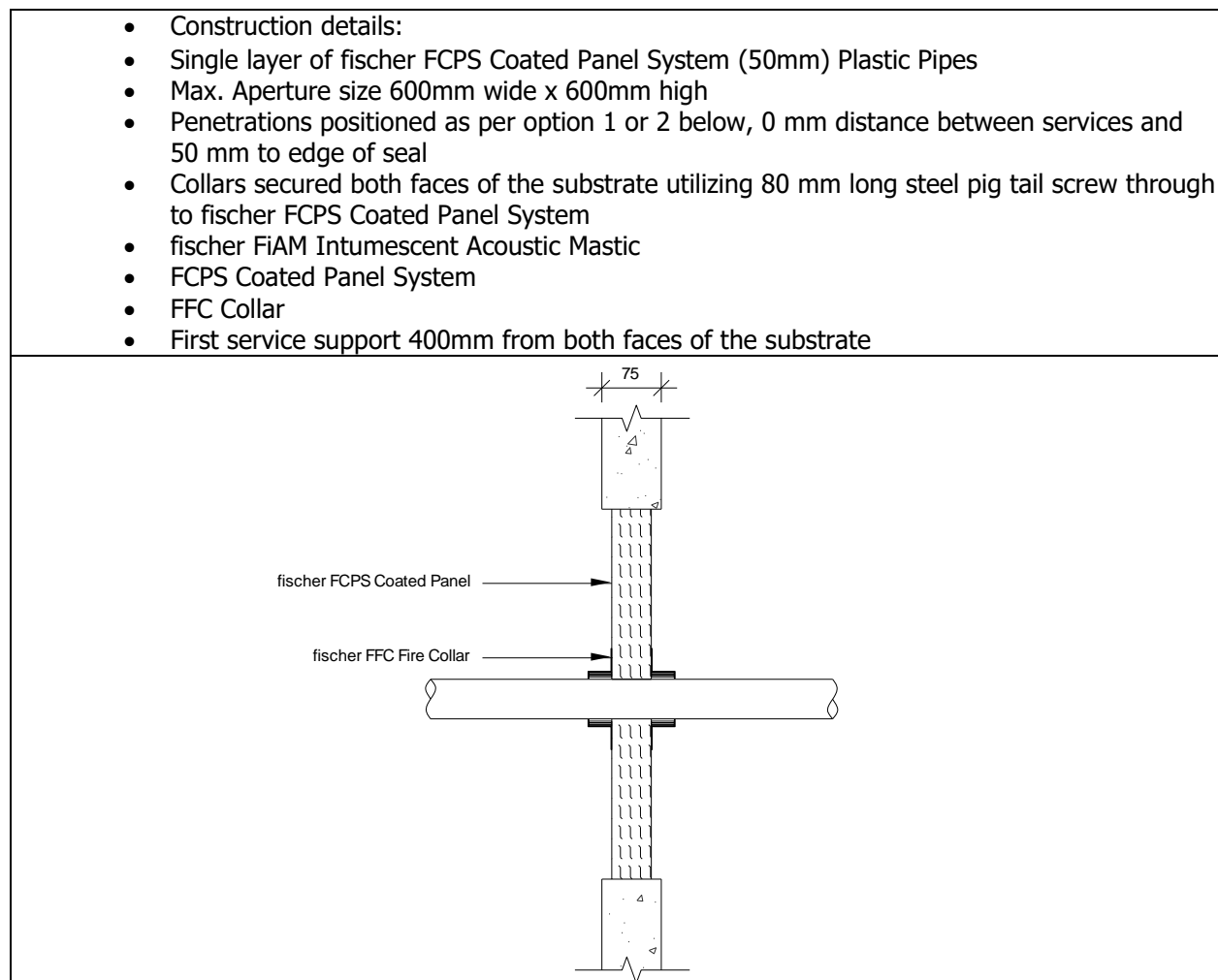


Penetration Specification	Classification
Uponor MLC (Multi-Layer Composite) Pipe 40mm ø 4mm wall thickness	E 45 U/C EI 30 U/C
Uponor MLC (Multi-Layer Composite) Pipe 50mm ø 4.5mm wall thickness	
Uponor MLC (Multi-Layer Composite) Pipe 63mm ø 6mm wall thickness	
Uponor MLC (Multi-Layer Composite) Pipe 75mm ø 7.5mm wall thickness	
Uponor MLC (Multi-Layer Composite) Pipe 90mm ø 8.5mm wall thickness	
Uponor MLC (Multi-Layer Composite) Pipe 110mm ø 10mm wall thickness	

B34 fischer FCPS Coated Panel System Penetration Seal in Rigid Walls min. 75 mm thick

B34.1 fischer Single Layer (50mm) fischer FCPS Coated Panel System Penetration Seal

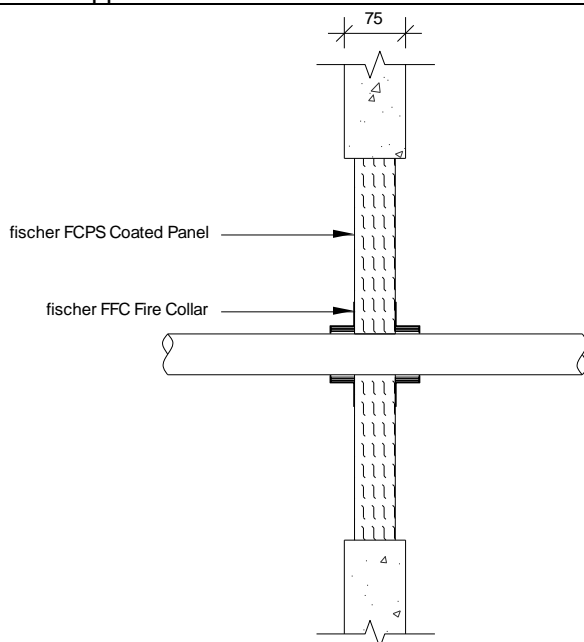
B33.1.1 Plastic Pipe Penetrations



Penetration Specification	FFC Collar	Classification
PVC Pipe 32mm Ø, 1.8mm wall thickness	32 mm	EI 60 U/C
PVC Pipe 40mm Ø, 1.8mm wall thickness	40 mm	
PVC Pipe 50mm Ø, 1.8mm wall thickness	50 mm	
PVC Pipe 55mm Ø, 1.8-2.3mm wall thickness	55 mm	
PVC Pipe 63mm Ø, 2.3-3mm wall thickness	63 mm	
PVC Pipe 75mm Ø, 3.1-4.8mm wall thickness	75 mm	
PVC Pipe 82mm Ø, 3.1-4.8mm wall thickness	82 mm	
PVC Pipe 90mm Ø, 4.2-7.4mm wall thickness	90 mm	
PVC Pipe 100mm Ø, 4.2-7.4mm wall thickness	100 mm	
PVC Pipe 110mm Ø, 4.2-7.4mm wall thickness	110 mm	
PVC Pipe 125mm Ø, 6mm wall thickness	125 mm	
PVC Pipe 140mm Ø, 6.1-7.5mm wall thickness	140 mm	

Construction details:

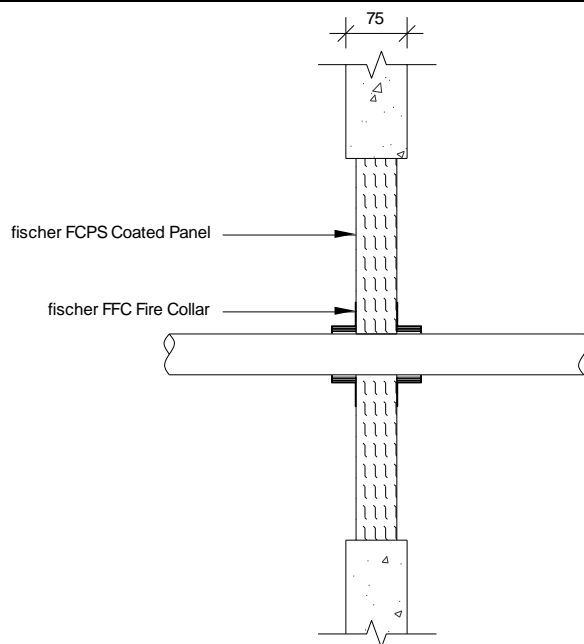
- Single layer of fischer FCPS Coated Panel System (50mm) Plastic Pipes
- Max. Aperture size 600mm wide x 600mm high
- Penetrations positioned as per option 1 or 2 below, 0 mm distance between services and 50 mm to edge of seal
- Collars secured both faces of the substrate utilizing 80 mm long steel pig tail screw through to fischer FCPS Coated Panel System
- fischer FiAM Intumescent Acoustic Mastic
- FCPS Coated Panel System
- FFC Collar
- First service support 400mm from both faces of the substrate



Penetration Specification	FFC Collar	Classification
PVC Pipe 32mm Ø, 2.9mm wall thickness	32 mm	EI 60 U/C
PVC Pipe 40mm Ø, 2.9mm wall thickness	40 mm	
PVC Pipe 50mm Ø, 2.9mm wall thickness	50 mm	
PVC Pipe 55mm Ø, 2.9-4.4mm wall thickness	55 mm	
PVC Pipe 63mm Ø, 2.9-4.4mm wall thickness	63 mm	
PVC Pipe 75mm Ø, 2.8-6.7mm wall thickness	75 mm	
PVC Pipe 82mm Ø, 2.8-6.7mm wall thickness	82 mm	
PVC Pipe 90mm Ø, 2.7-10mm wall thickness	90 mm	
PVC Pipe 100mm Ø, 2.7-10mm wall thickness	100 mm	
PVC Pipe 110mm Ø, 2.7-10mm wall thickness	110 mm	
PVC Pipe 125mm Ø, 3.1mm wall thickness	125 mm	
PVC Pipe 140mm Ø, 3.9-8mm wall thickness	140 mm	
PVC Pipe 160mm Ø, 4.9-9.5mm wall thickness	160 mm	

Construction details:

- Single layer of fischer FCPS Coated Panel System (50mm) Plastic Pipes
- Max. Aperture size 600mm wide x 600mm high
- Penetrations positioned as per option 1 or 2 below, 0 mm distance between services and 50 mm to edge of seal
- Collars secured both faces of the substrate utilizing 80 mm long steel pig tail screw through to fischer FCPS Coated Panel System
- fischer FiAM Intumescent Acoustic Mastic
- FCPS Coated Panel System
- FFC Collar
- First service support 400mm from both faces of the substrate



Penetration Specification	FFC Collar	Classification
PVC Pipe 32mm Ø, 2.9mm wall thickness	32 mm	EI 60 U/C
PVC Pipe 40mm Ø, 2.9mm wall thickness	40 mm	
PVC Pipe 50mm Ø, 2.9mm wall thickness	50 mm	
PVC Pipe 55mm Ø, 2.9-4.4mm wall thickness	55 mm	
PVC Pipe 63mm Ø, 2.9-4.4mm wall thickness	63 mm	
PVC Pipe 75mm Ø, 2.8-6.7mm wall thickness	75 mm	
PVC Pipe 82mm Ø, 2.8-6.7mm wall thickness	82 mm	
PVC Pipe 90mm Ø, 2.7-10mm wall thickness	90 mm	
PVC Pipe 100mm Ø, 2.7-10mm wall thickness	100 mm	
PVC Pipe 110mm Ø, 2.7-10mm wall thickness	110 mm	
PVC Pipe 125mm Ø, 3.1mm wall thickness	125 mm	
PVC Pipe 140mm Ø, 3.9-8mm wall thickness	140 mm	
PVC Pipe 160mm Ø, 4-14.6mm wall thickness	160 mm	

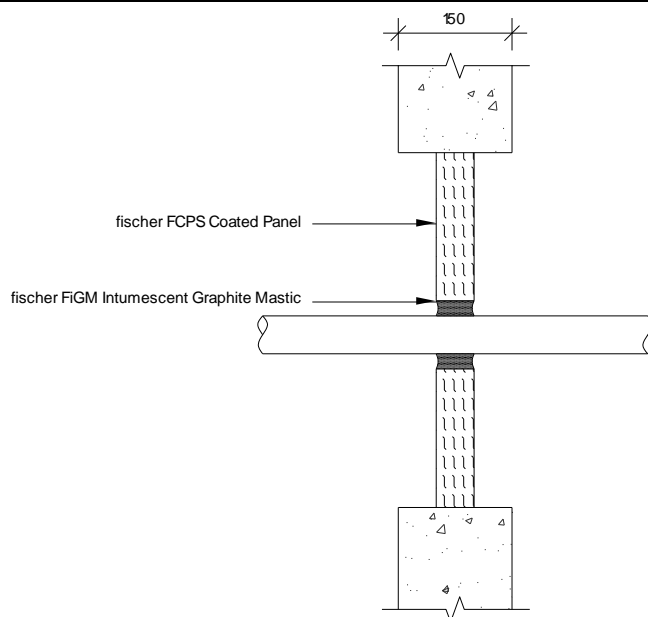
B35 fischer FCPS Coated Panel System Penetration Seal in Rigid Walls min. 150 mm thick

B35.1 fischer Single Layer (50mm) fischer FCPS Coated Panel System Penetration Seal

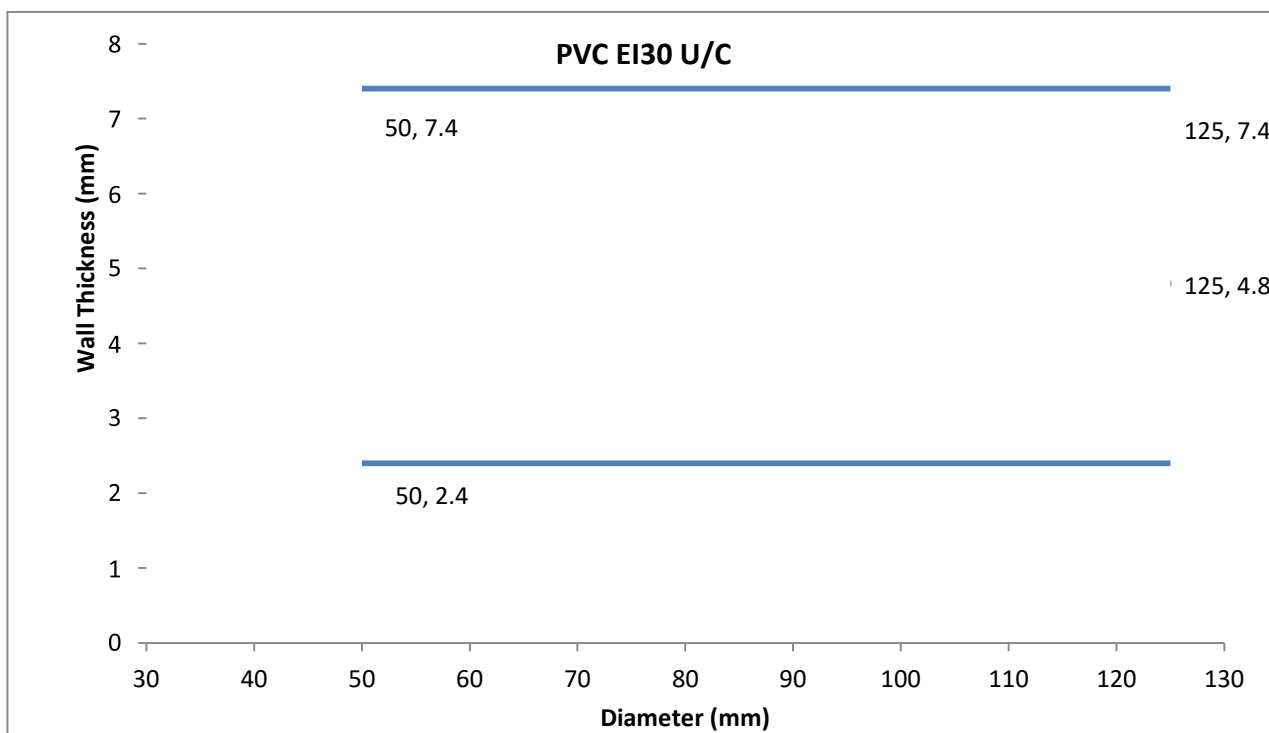
B35.1.1 Plastic Pipe Penetrations

Construction details:

- Single layer of fischer FCPS Coated Panel System (50mm) installed internally within the wall.
- Max. Aperture size 750mm wide x 1100mm high
- fischer FiGM Intumescent Graphite Mastic 20mm annulus full 50mm depth of the fischer FCPS Coated Panel System
- First service support 400mm from both faces of the substrate



Penetration Specification	Classification
PVC Pipe 50mm \varnothing 2.4-7.4mm wall thickness	EI 45 U/C
Also scope as per graphs below	



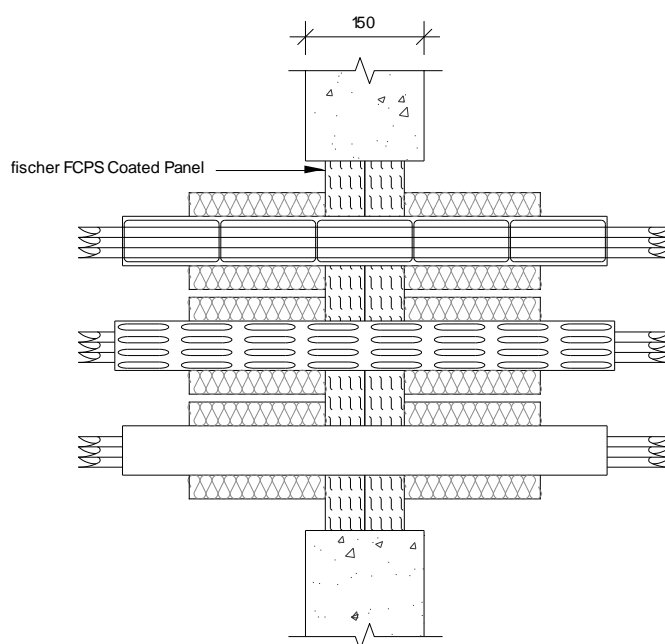
B36 fischer FCPS Coated Panel System Penetration Seal in Rigid Walls min. 150 mm thick

B36.1 fischer double Layer (50mm) fischer FCPS Coated Panel System Penetration Seal

B36.1.1 Cable Penetrations

Construction details:

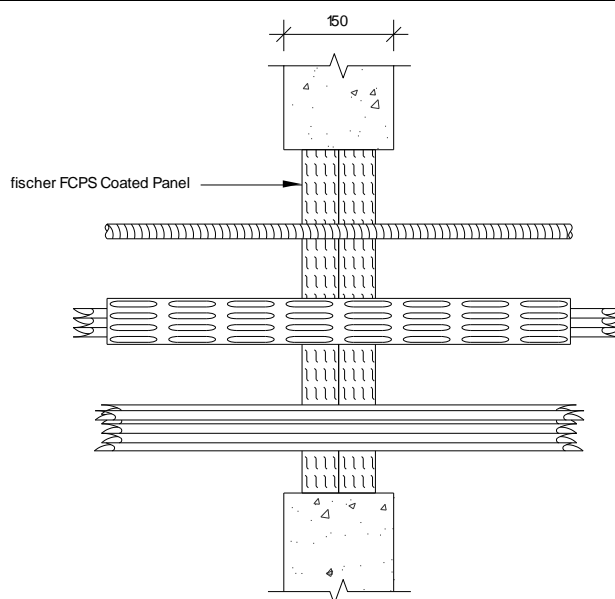
- Double layer of fischer FCPS Coated Panel System (50mm) installed internally within the wall.
- Max. Aperture size 700mm wide x 1100mm high
- Cables and cable trays wrapped with Stone Wool Insulation 45mm thick, 40Kg/m³ (L/I 200mm)
- First service support 400mm from both faces of the substrate



Service(s)	Classification
Electrical cables up to 21mm dia	EI 120
Electrical cables 22mm – 80mm dia	E 120, EI 90
Cable Trays and Ladders	EI 120
100 mm diameter bundle telecommunication cable type "F"	EI 120
Unsheathed electrical cables up to 24mm dia	EI 120

Construction details:

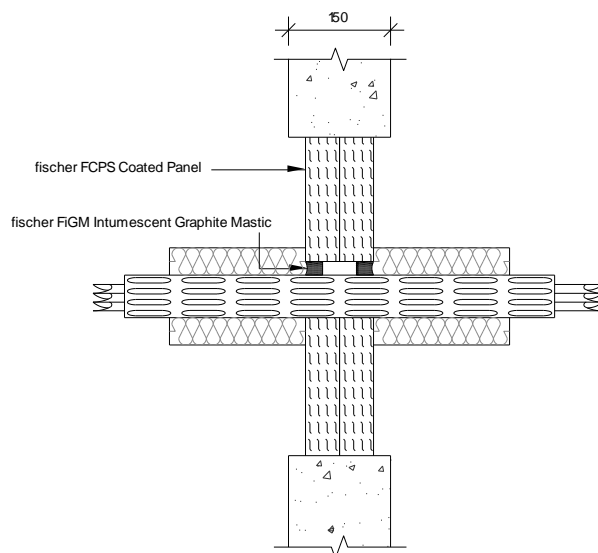
- Double layer of fischer FCPS Coated Panel System (50mm) Electrical Cables and Conduits.
- Max. Aperture size 2600mm wide x 2600mm high
- fischer Fiam Intumescent Acoustic Mastic
- FCPS Coated Panel System



Service(s)	Classification
Electrical cables up to 21mm dia	EI 60
Electrical cables 22mm – 50mm dia	E 60 EI 45
Electrical cables 22mm – 80mm dia	E 60 EI 30
Cable Trays and Ladders	E 60 EI 45
100 mm diameter bundle telecommunication cable type "F"	EI 60
Unsheathed electrical cables up to 24mm dia	EI 60
Steel or Copper Conduits up to 16 mm	E 60 C/U
Plastic Conduits up to 16 mm	E 60 C/U

Construction details:

- Double layer of fischer FCPS Coated Panel System (50mm) installed internally within the wall.
- Max. Aperture size 750mm wide x 1200mm high
- Cables and cable trays wrapped with Stone Wool Insulation 45mm thick, 40Kg/m³ (L/I 200mm)
- fischer FIGM Intumescent Graphite Mastic 20mm annulus
- First service support 400mm from both faces of the substrate



Penetration Specification	Classification
500mm perforated cable tray	EI 120
Electrical cables up to 21mm \varnothing	
1 off 'C1' Cable	
1 off 'C2' Cable	E 120 EI 90
1 off 'C3' Cable	EI 120

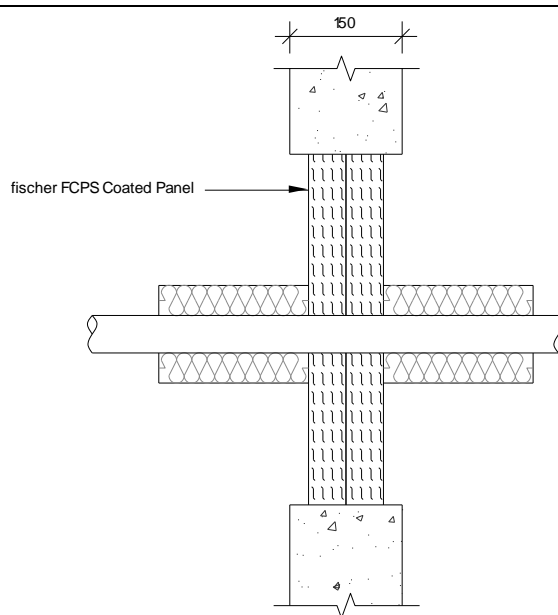
B37 fischer FCPS Coated Panel System Penetration Seal in Rigid Walls min. 150 mm thick

B37.1 fischer Double Layer (50mm) fischer FCPS Coated Panel System Penetration Seal

B37.1.1 Metallic Pipe Penetrations

Construction details:

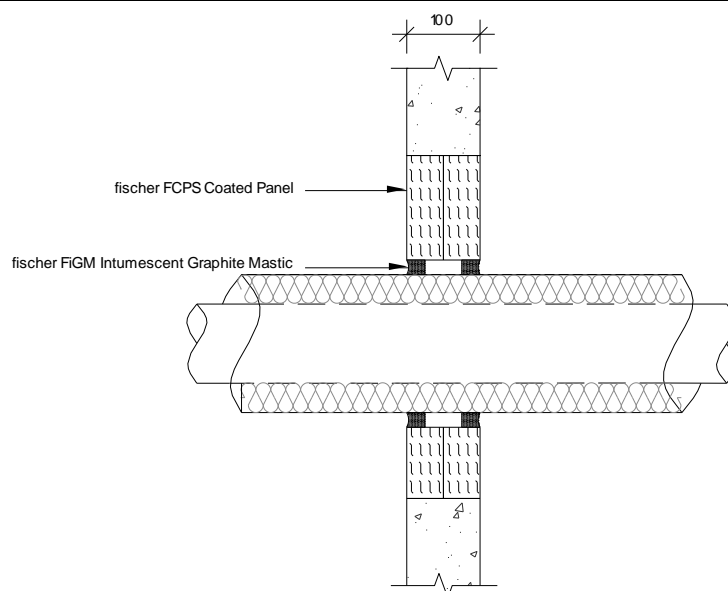
- Double layer of fischer FCPS Coated Panel System (50mm) installed internally within the wall.
- Max. Aperture size 700mm wide x 1100mm high
- Cables and cable trays wrapped with 40mm stone wool insulation (min 40Kg/m³) (L/I 300mm)
- First service support 400mm from both faces of the substrate



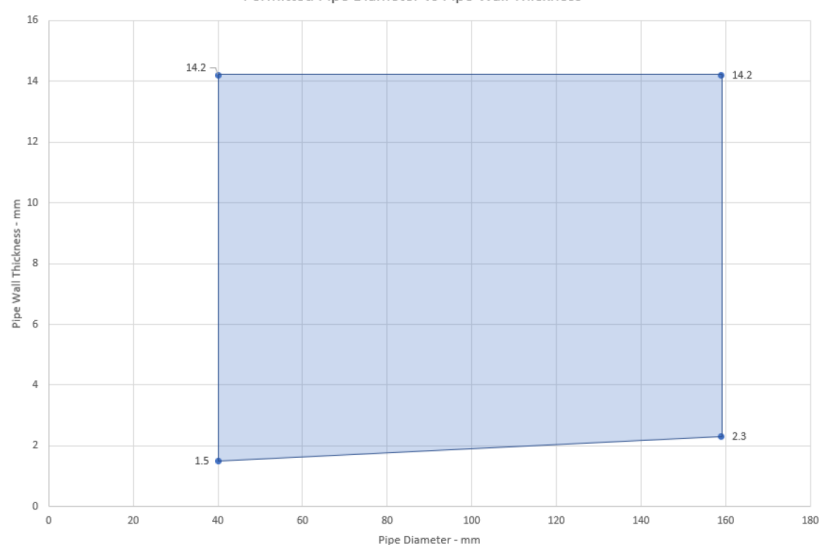
Service(s)	Classification
Steel or Copper Pipe 42mm Ø, 1.2mm – 14.2mm wall thickness. (L/I 300mm) 40mm stone wool insulation (min 40Kg/m ³)	E 120 C/U EI 60 C/U
Steel or Copper Pipe 42mm – 159mm Ø, 2mm – 14.2mm wall thickness. (L/I 300mm) 40mm stone wool insulation (min 40Kg/m ³)	E 120 C/U EI 30 C/U

Construction details:

- Double layer of fischer FCPS Coated Panel System (50mm) Insulated Metallic Pipes
- Max. Aperture size 730mm wide x 1200mm high
- Single copper or mild steel pipe 40mm diameter and 1.5 – 14.2 mm wall with sustained/continuous 20mm thick foil faced glass wool insulation
- 15mm deep x 15mm wide annulus fischer FiGM Intumescent Graphite Mastic to both faces of the pipe



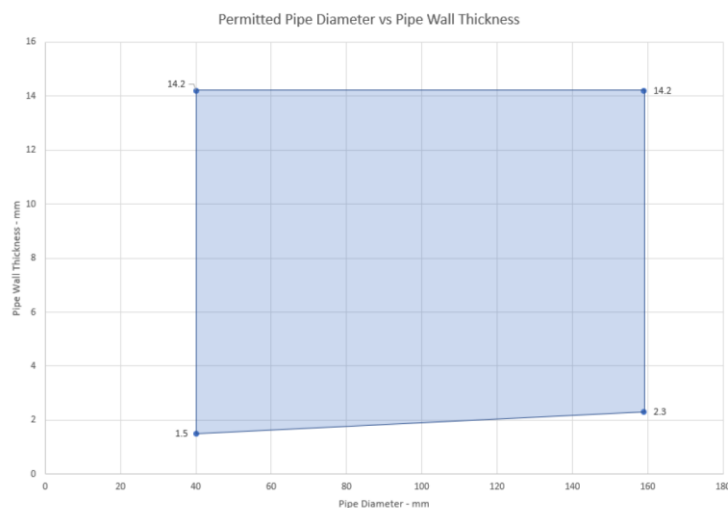
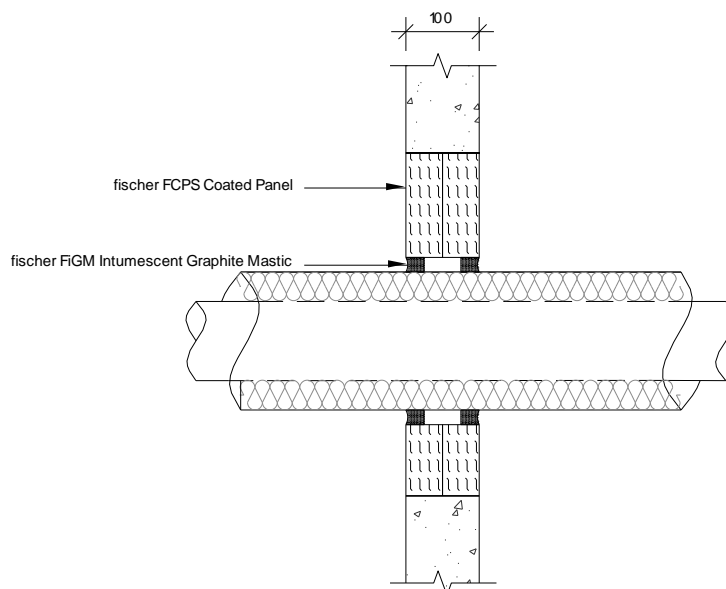
Permitted Pipe Diameter vs Pipe Wall Thickness



Service(s)	Classification
Single copper or mild steel pipe 40mm diameter and 1.5 – 14.2 mm wall with sustained/continuous 20mm thick foil faced glass wool insulation (min 80Kg/m ³)	E 90 U/C EI 60 U/C
Single copper or mild steel pipe 40-159mm diameter and 1.5 – 14.2 mm wall (see graph above) with sustained/continuous 30mm thick foil faced glass wool insulation (min 80Kg/m ³)	EI 60 U/C

Construction details:

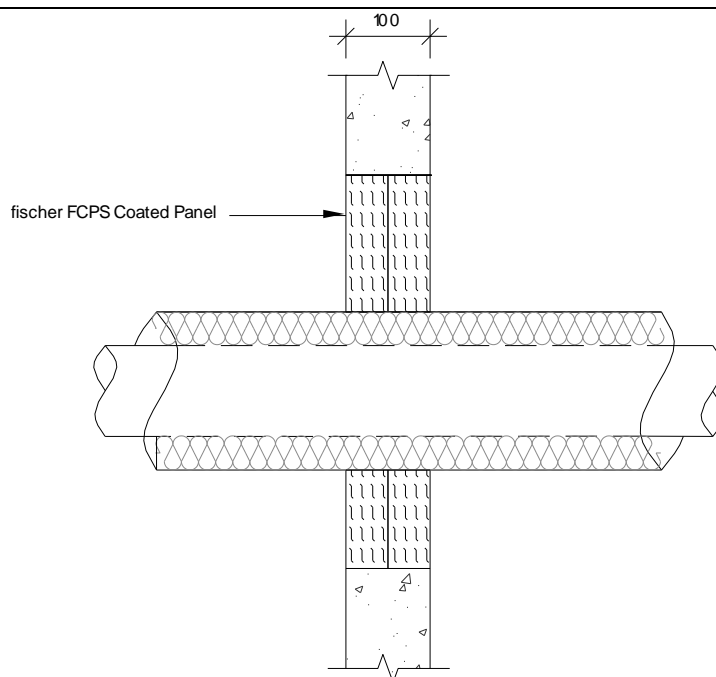
- Double layer of fischer FCPS Coated Panel System (50mm) Insulated Metallic Pipes
- Max. Aperture size 2600mm wide x 2600mm high
- Single copper or mild steel pipe 40mm diameter and 1.5 – 14.2 mm wall with sustained/continuous 20mm thick foil faced glass wool insulation
- 15mm deep x 15mm wide annulus fischer FiGM Intumescent Graphite Mastic to both faces of the pipe



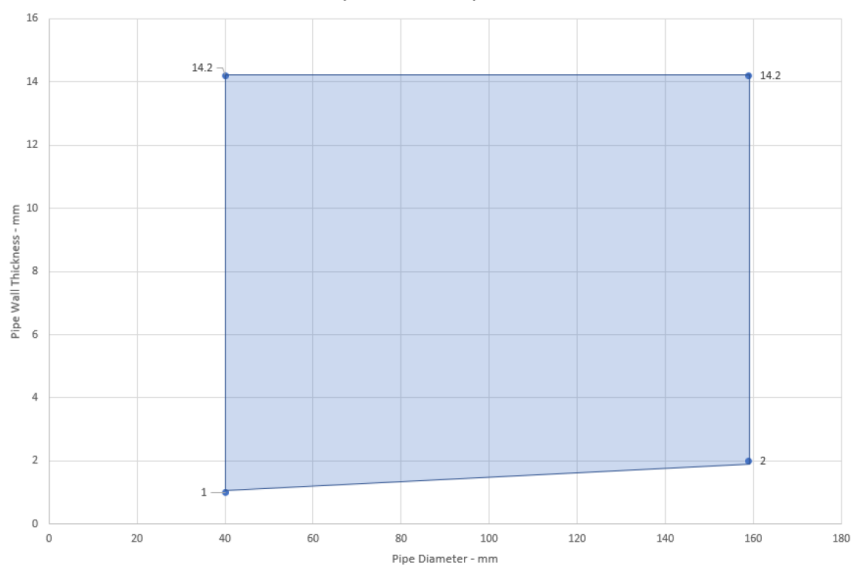
Service(s)	Classification
Single copper or mild steel pipe 40mm diameter and 1.5 – 14.2 mm wall with sustained/continuous 20mm thick foil faced glass wool insulation (min 80Kg/m ³)	E 90 U/C EI 60 U/C
Single copper or mild steel pipe 40-159mm diameter and 1.5 – 14.2 mm wall (see graph above) with sustained/continuous 30mm thick foil faced glass wool insulation (min 80Kg/m ³)	EI 60 U/C

Construction details:

- Double layer of fischer FCPS Coated Panel System (50mm) Insulated Metallic Pipes
- Max. Aperture size 730mm wide x 1200mm high



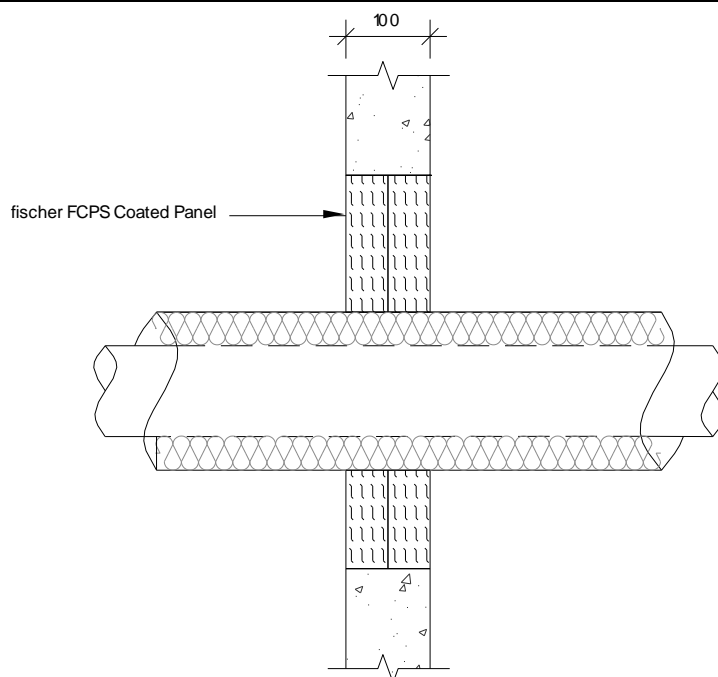
Permitted Pipe Diameter vs Pipe Wall Thickness



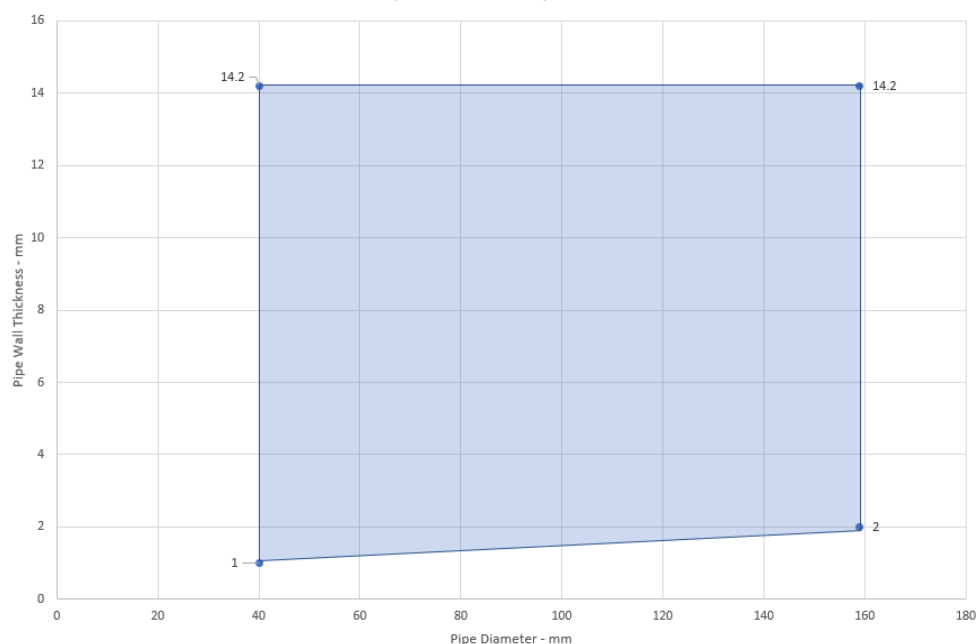
Service(s)	Classification
Steel or Copper Pipe 42-159mm Ø, 1.0mm – 14.2mm wall thickness (see graph above). 25mm thick foil faced glassfibre insulation min. 30kg/m ³ (C/S)	E 120 C/U EI 45 C/U
Steel or Copper Pipe 42mm Ø, 1mm – 14.2mm wall thickness. 25mm thick foil faced glassfibre insulation min. 30kg/m ³ (C/S)	E 120 C/U EI 60 C/U

Construction details:

- Double layer of fischer FCPS Coated Panel System (50mm) Insulated Metallic Pipes
- Max. Aperture size 2600mm wide x 2600mm high



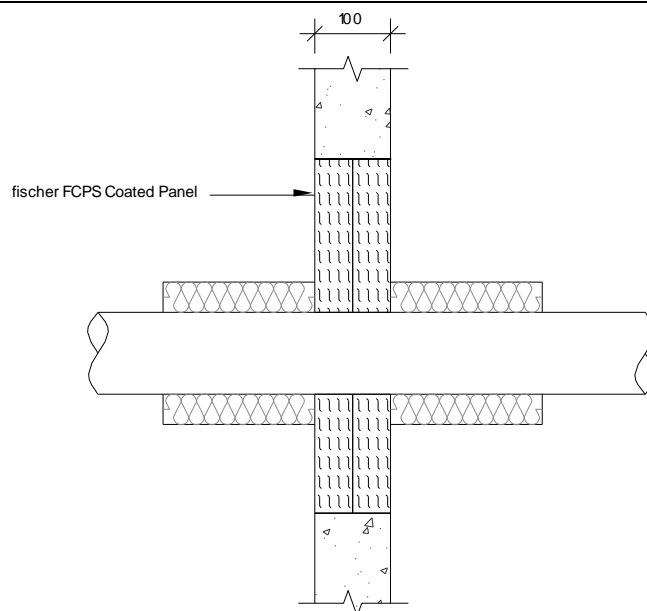
Permitted Pipe Diameter vs Pipe Wall Thickness



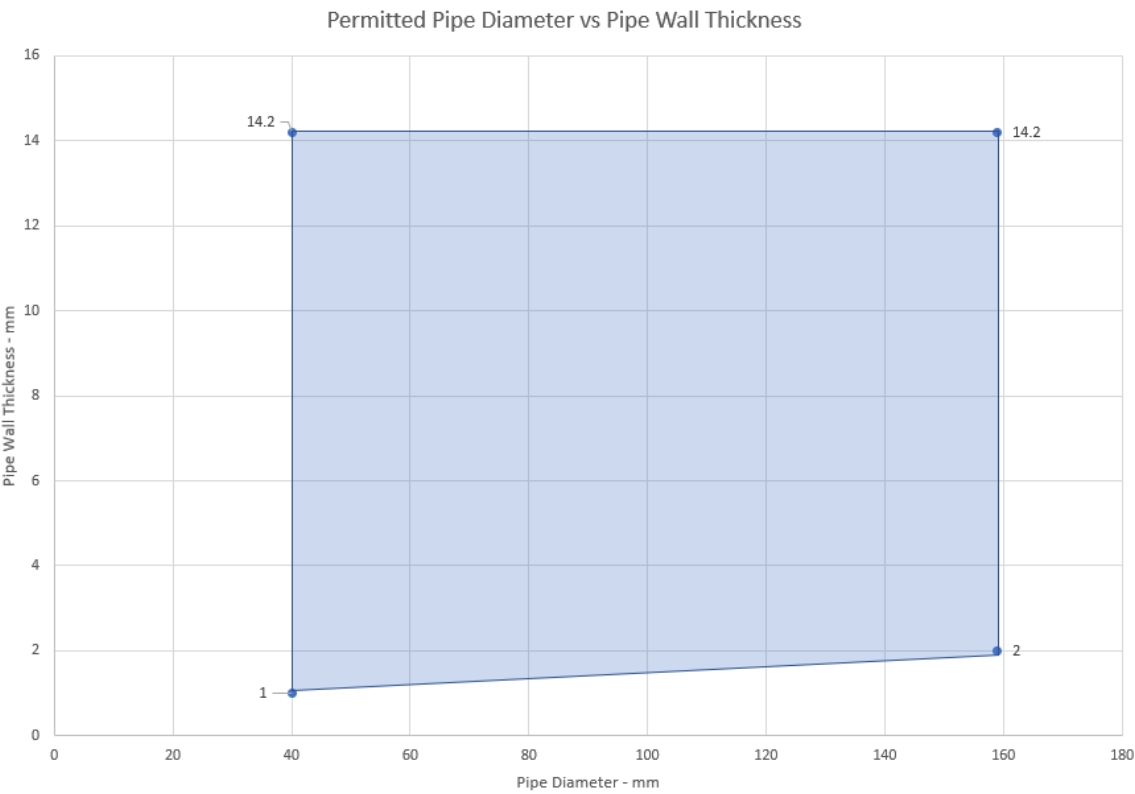
Service(s)	Classification
Steel or Copper Pipe 42-159mm Ø, 1.0mm – 14.2mm wall thickness (see graph above). 25mm thick foil faced glassfibre insulation min. 30kg/m ³ (C/S)	E 60 C/U EI 45 C/U
Steel or Copper Pipe 42mm Ø, 1mm – 14.2mm wall thickness. 25mm thick foil faced glassfibre insulation min. 30kg/m ³ (C/S)	E 60 C/U EI 60 C/U

Construction details:

- Double layer of fischer FCPS Coated Panel System (50mm) Insulated Metallic Pipes
- Max. Aperture size 730mm wide x 1200mm high
- Penetrations positioned as per option 1 or 2 below, 0 mm distance between services and 50 mm to edge of seal.

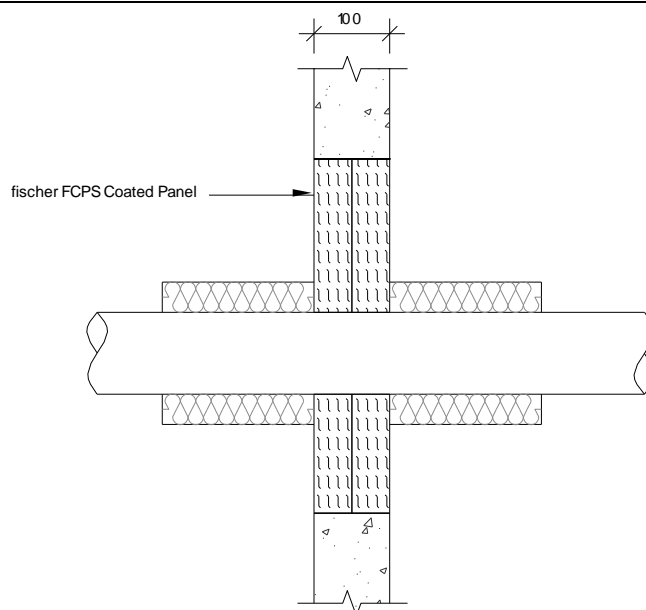


Service(s)	Classification
Steel or Copper Pipe 108mm Ø, 1.5mm – 14.2mm wall thickness, 50mm thick foil faced stone wool insulation min. 100kg/m ³ (L/I 500mm)	E 120 C/U EI 45 C/U
Steel or Copper Pipe 108mm Ø, 1.5mm – 14.2mm wall thickness, 50mm thick foil faced stone wool insulation min. 100kg/m ³ (C/I)	E 120 C/U EI 60 C/U
Steel or Copper Pipe 42-159mm Ø, 1.0mm – 14.2mm wall thickness (see graph below), 40mm thick foil faced stonewool insulation min. 40kg/m ³ (L/I 400mm)	EI 45 C/U
Steel 42-324mm Ø, 16mm wall thickness. 40mm thick foil faced stonewool insulation min. 40kg/m ³ (L/I 400mm)	EI 45 C/U
Steel or Copper Pipe 42mm Ø, 1.0mm – 14.2mm wall thickness, fischer FPC Coating along the penetration 2mm DFT (L/I 300mm)	E 120 C/U EI 45 C/U
Steel or Copper Pipe 42-159mm Ø, 1.0mm – 14.2mm wall thickness (see graph below), fischer FPC Coating along the penetration 2mm DFT (L/I 300mm)	E 120 C/U EI 20 C/U
Steel 42-324mm Ø, 16mm wall thickness. 14.2mm wall thickness fischer FPC Coating along the penetration 2mm DFT (L/I 300mm)	E 120 C/U EI 45 C/U

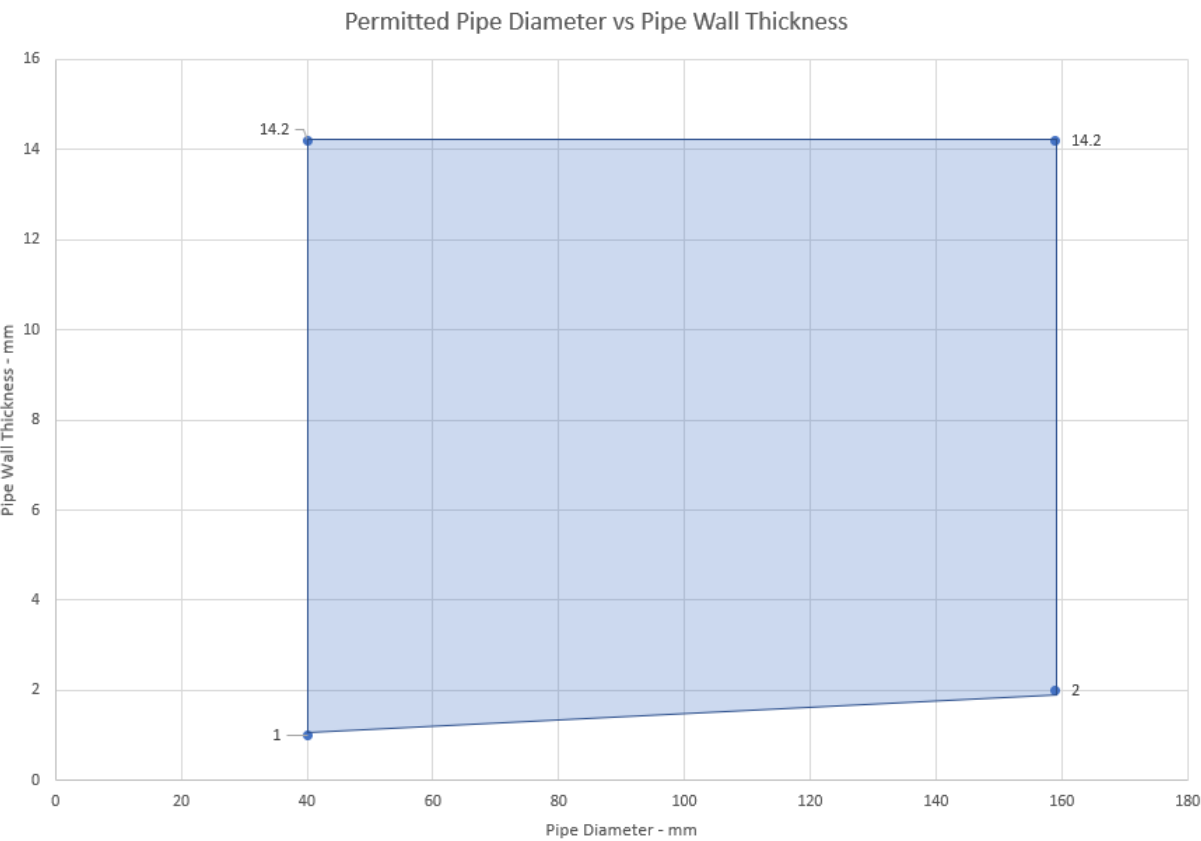


Construction details:

- Double layer of fischer FCPS Coated Panel System (50mm) Insulated Metallic Pipes
- Max. Aperture size 730mm wide x 1200mm high
- Penetrations positioned as per option 1 or 2 below, 0 mm distance between services and 50 mm to edge of seal.

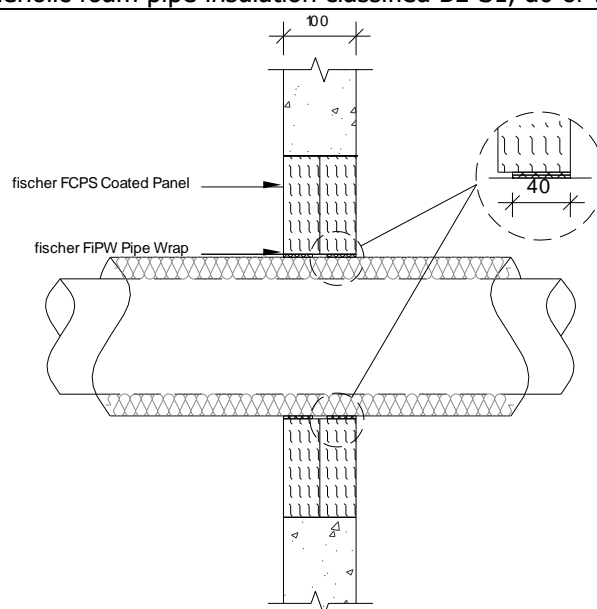


Service(s)	Classification
Steel or Copper Pipe 108mm Ø, 1.5mm – 14.2mm wall thickness, 50mm thick foil faced stone wool insulation min. 100kg/m ³ (L/I 500mm)	E 60 C/U EI 45 C/U
Steel or Copper Pipe 108mm Ø, 1.5mm – 14.2mm wall thickness, 50mm thick foil faced stone wool insulation min. 100kg/m ³ (C/I)	EI 60 C/U
Steel or Copper Pipe 42-159mm Ø, 1.0mm – 14.2mm wall thickness (see graph below), 40mm thick foil faced stonewool insulation min. 40kg/m ³ (L/I 400mm)	EI 45 C/U
Steel 42-324mm Ø, 16mm wall thickness. 40mm thick foil faced stonewool insulation min. 40kg/m ³ (L/I 400mm)	EI 45 C/U
Steel or Copper Pipe 42mm Ø, 1.0mm – 14.2mm wall thickness , fischer FPC Coating along the penetration 2mm DFT (L/I 300mm)	E 60 C/U EI 45 C/U
Steel or Copper Pipe 42-159mm Ø, 1.0mm – 14.2mm wall thickness (see graph below), fischer FPC Coating along the penetration 2mm DFT (L/I 300mm)	E 60 C/U EI 20 C/U
Steel 42-324mm Ø, 16mm wall thickness. 14.2mm wall thickness fischer FPC Coating along the penetration 2mm DFT (L/I 300mm)	E 160 C/U EI 45 C/U



Construction details:

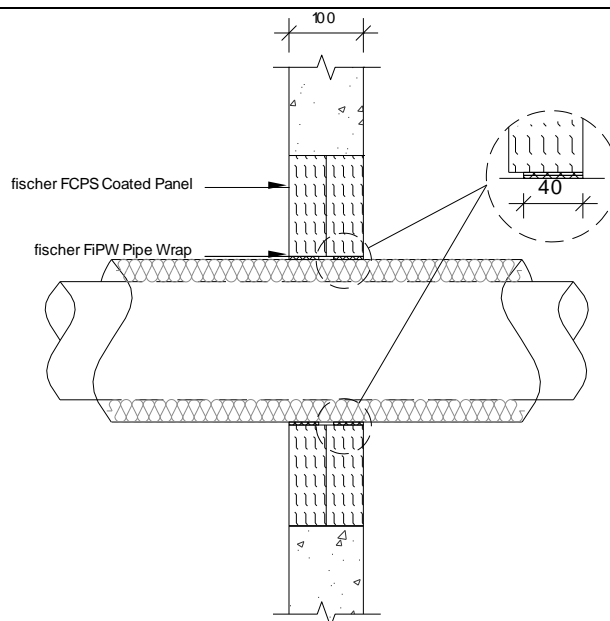
- Double layer of fischer FCPS Coated Panel System (50mm) Insulated Metallic Pipes
- Max. Aperture size 750mm wide x 1200mm high
- 2x2 mm thick layers of fischer FiPW-E Endless Pipe Wrap installed on both sides of the fischer FCPS Coated Panel System
- Equivalent elastomeric pipe insulation classified BL-s2,d0 or better to EN 13501-1
- Equivalent Phenolic foam pipe insulation classified BL-S1, d0 or better to EN 13501-1



Service(s)	Classification
Steel or Copper Pipe 42-159mm Ø, 1.2mm – 14.2mm wall thickness. 13-25mm thick K Flex ST Insulation (C/S)	E 120 C/U EI 60 C/U
Steel or Copper Pipe 42mm Ø, 1 – 14.2mm wall thickness. 25-13mm thick K Flex ST insulation (C/S)	E 120 C/U EI 90 C/U
Steel or Copper Pipe 42-108mm Ø, 1.2 – 14.2mm wall thickness. 25 -40mm thick Kingspan Kooltherm FM insulation (C/S)	E 120 C/U EI 60 C/U
Steel or Copper Pipe 42mm Ø, 1–14.2mm wall thickness. 25 -40mm thick Kingspan Kooltherm FM insulation3 (C/S)	E 120 C/U EI 90 C/U
Steel or Copper Pipe 42mm Ø, 1.0–14.2mm wall thickness. 50mm thick glassfibre insulation (C/S)	E 120 C/U EI 90 C/U
Steel or Copper Pipe 42-159mm Ø, 1.2mm – 14.2mm wall thickness. 13-25mm thick K Flex ST Insulation (C/S)	E 120 C/U EI 60 C/U

Construction details:

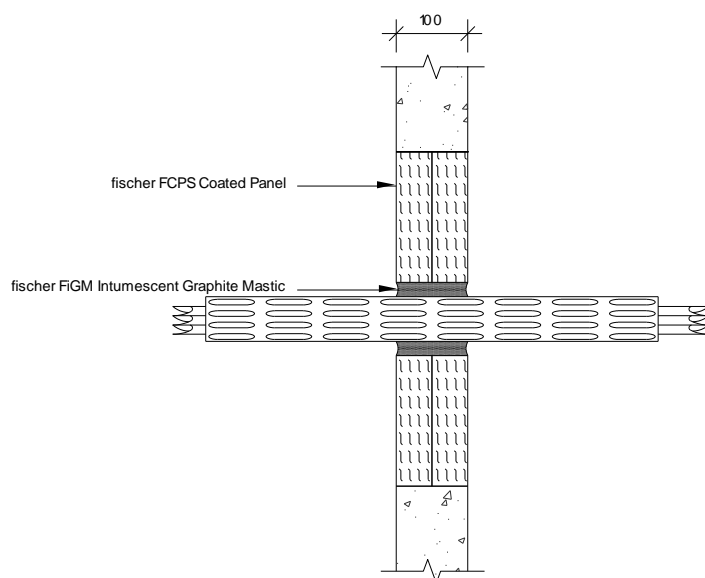
- Double layer of fischer FCPS Coated Panel System (50mm) Insulated Metallic Pipes
- Max. Aperture size 2600mm wide x 2600mm high
- 2x2 mm thick layers of fischer FiPW-E Endless Pipe Wrap installed on both sides of the fischer FCPS Coated Panel System
- Equivalent elastomeric pipe insulation classified BL-s2,d0 or better to EN 13501-1
- Equivalent Phenolic foam pipe insulation classified BL-S1, d0 or better to EN 13501-1



Service(s)	Classification
Steel or Copper Pipe 42-159mm Ø, 1.2mm – 14.2mm wall thickness. 13-25mm thick K Flex ST Insulation (C/S)	EI 60 C/U
Steel or Copper Pipe 42mm Ø, 1 – 14.2mm wall thickness. 25-13mm thick K Flex ST insulation (C/S)	EI 60 C/U
Steel or Copper Pipe 42-108mm Ø, 1.2 – 14.2mm wall thickness. 25 -40mm thick Kingspan Kooltherm FM insulation (C/S)	EI 60 C/U
Steel or Copper Pipe 42mm Ø, 1–14.2mm wall thickness. 25 -40mm thick Kingspan ooltherm FM insulation (C/S)	EI 60 C/U
Steel or Copper Pipe 42mm Ø, 1.02–14.2mm wall thickness. 50mm thick glassfibre insulation (C/S)	EI 60 C/U
Steel or Copper Pipe 42-159mm Ø, 1.2mm – 14.2mm wall thickness. 13-25mm thick K Flex ST Insulation (C/S)	EI 60 C/U

Construction details:

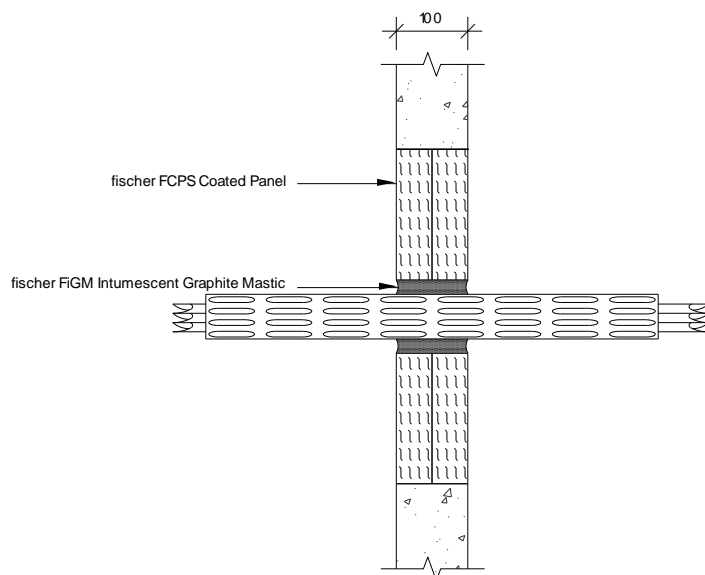
- Double layer of fischer FCPS Coated Panel System (50mm) Insulated Metallic Pipes
- Max. Aperture size 730mm wide x 1200mm high
- fischer FiGM Intumescent Graphite Mastic 20 mm annulus full 50mm depth of the fischer FCPS Coated Panel System
- Equivalent elastomeric pipe insulation classified BL-s2,d0 or better to EN 13501-1



Service(s)	Classification
6 off Steel or Copper Pipe 22mm Ø, 0.9mm – 14.2mm wall thickness. 19mm thick Armaflex (L/S 400mm)	EI 90 C/U
500 mm steel cable tray	E 90 EI 15

Construction details:

- Double layer of fischer FCPS Coated Panel System (50mm) Insulated Metallic Pipes
- Max. Aperture size 2600mm wide x 2600mm high
- fischer FiGM Intumescent Graphite Mastic 20 mm annulus full 50mm depth of the fischer FCPS Coated Panel System
- Equivalent elastomeric pipe insulation classified BL-s2,d0 or better to EN 13501-1



Service(s)	Classification
6 off Steel or Copper Pipe 22mm Ø, 0.9mm – 14.2mm wall thickness. 19mm thick Armaflex (L/S 400mm)	EI 60 C/U
500mm steel cable tray	E 60 EI 15

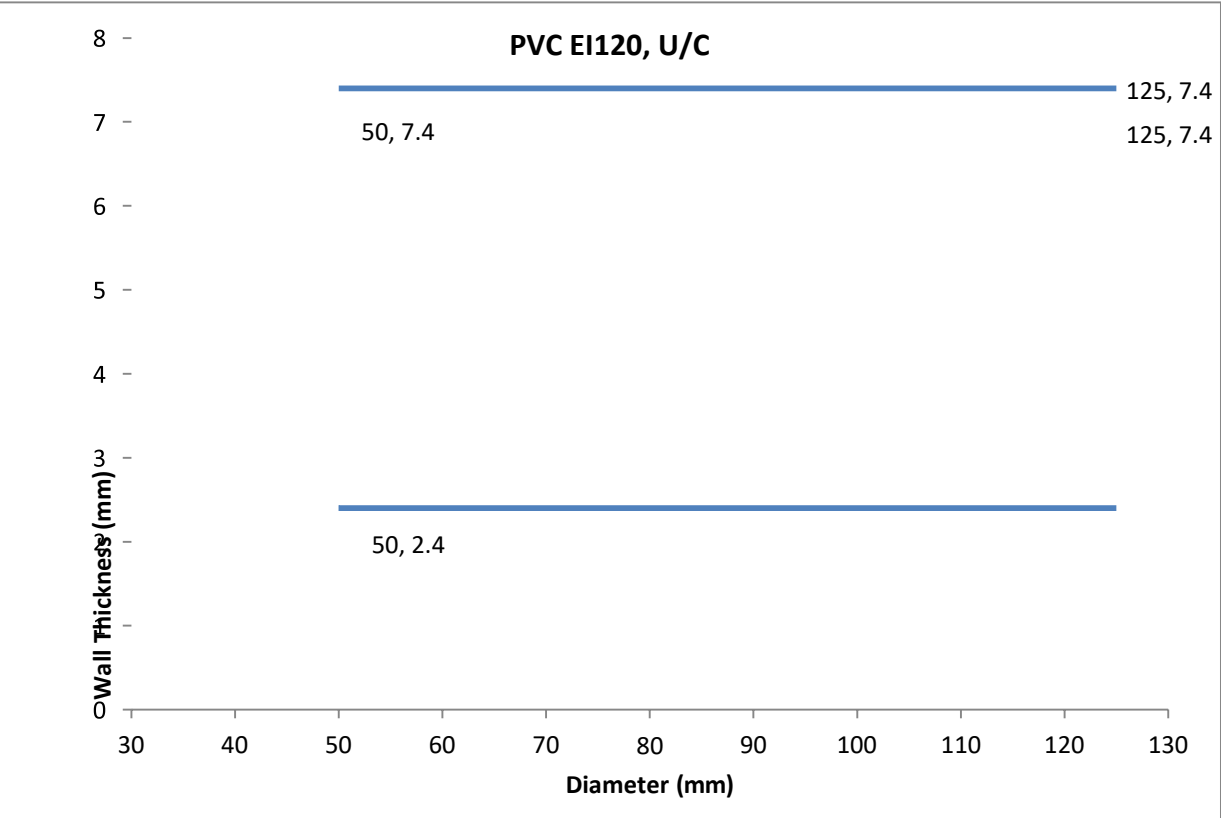
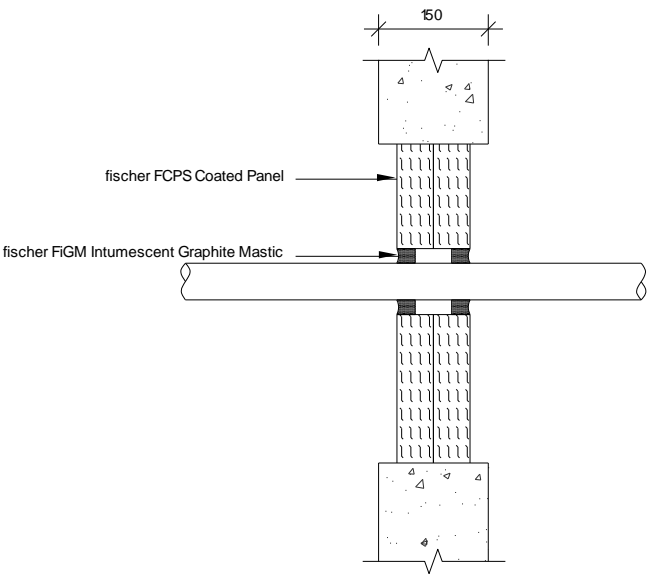
B38 fischer FCPS Coated Panel System Penetration Seal in Rigid Walls min. 150 mm thick

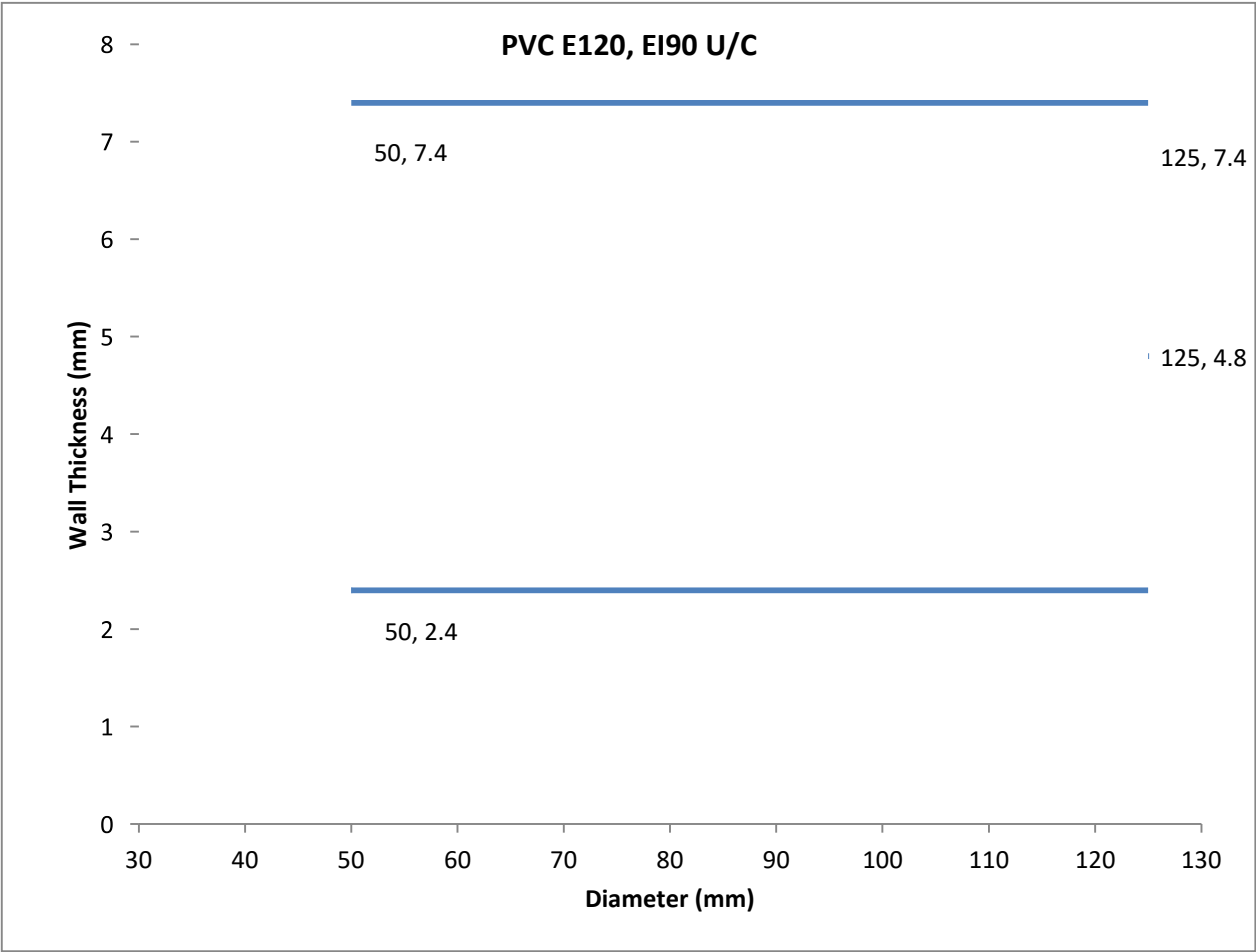
B38.1 fischer double Layer (50mm) fischer FCPS Coated Panel System Penetration Seal

B38.1.1 Plastic Pipe Penetrations

Construction details:

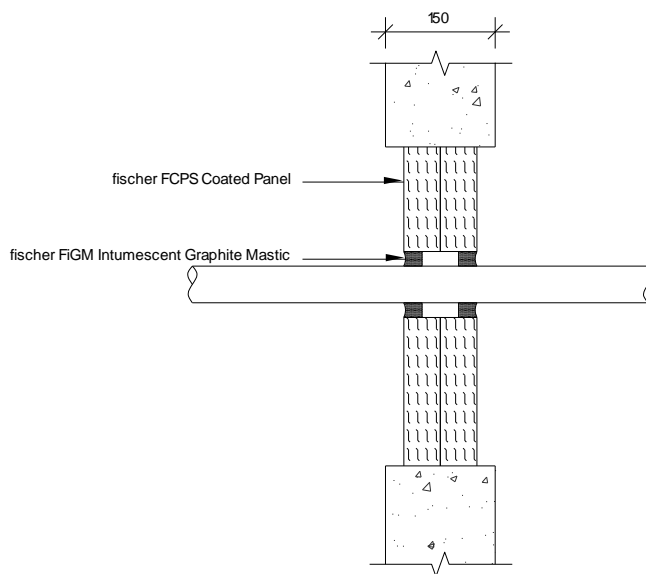
- Double layer of fischer FCPS Coated Panel System (50mm) installed internally within the wall.
- Max. Aperture size 750mm wide x 1100mm high
- fischer FiGM Intumescent Graphite Mastic 20mm annulus, 25mm deep both faces of the fischer FCPS Coated Panel System
- First service support 400mm from both faces of the substrate





Construction details:

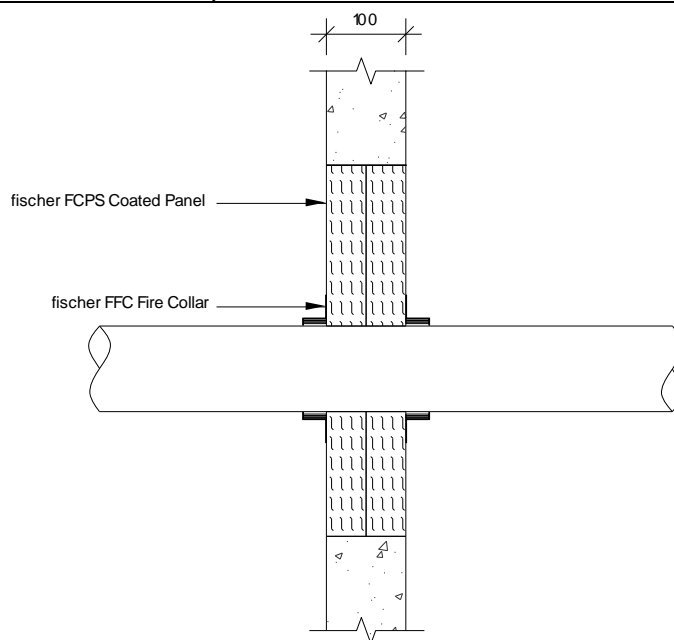
- Double layer of fischer FCPS Coated Panel System (50mm) installed internally within the wall.
- Max. Aperture size 750mm wide x 1100mm high
- fischer FiGM Intumescent Graphite Mastic 20mm annulus, 25mm deep both faces of the fischer FCPS Coated Panel System
- First service support 400mm from both faces of the substrate



Penetration Specification	Classification
Uponor MLC (Multi-Layer Composite) Pipe 40mm ø 4mm wall thickness	EI 120 U/C
Uponor MLC (Multi-Layer Composite) Pipe 50mm ø 4.5mm wall thickness	
Uponor MLC (Multi-Layer Composite) Pipe 63mm ø 6mm wall thickness	
Uponor MLC (Multi-Layer Composite) Pipe 75mm ø 7.5mm wall thickness	
Uponor MLC (Multi-Layer Composite) Pipe 90mm ø 8.5mm wall thickness	
Uponor MLC (Multi-Layer Composite) Pipe 110mm ø 10mm wall thickness	

Construction details:

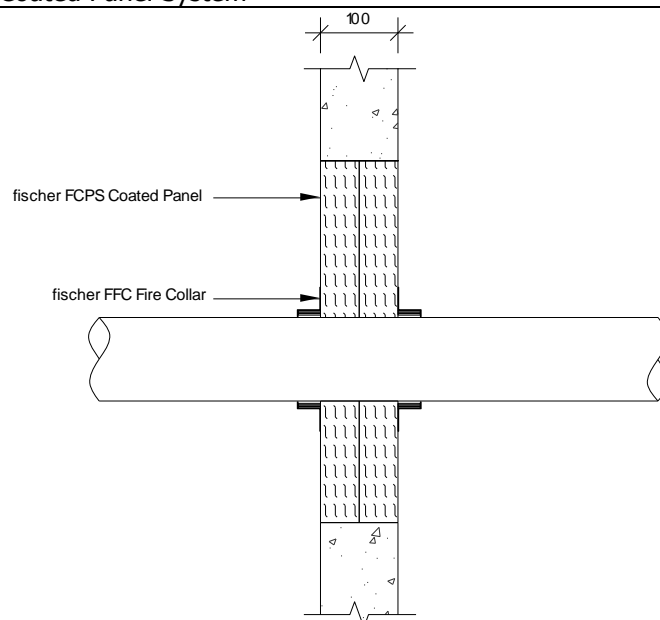
- Double layer of fischer FCPS Coated Panel System (50mm) installed internally within the wall.
- Max. Aperture size 730mm wide x 1200mm high
- Penetration positioned as per option 1 or 2 below, 0mm distance between services and 50mm to edge of seal.
- Collars secured both faces of the substrate utilizing 80mm long steel pig tail screw through to fischer FCPS Coated Panel System



Service(s)	FFC Collar	Classification
PVC Pipe 32mm Ø, 1.8mm wall thickness	32mm	EI 120 U/C
PVC Pipe 40mm Ø, 1.8mm wall thickness	40mm	
PVC Pipe 50mm Ø, 1.8mm wall thickness	50mm	
PVC Pipe 55mm Ø, 1.8-2.3mm wall thickness	55mm	
PVC Pipe 63mm Ø, 2.3-3mm wall thickness	63mm	
PVC Pipe 75mm Ø, 3.1-4.8mm wall thickness	75mm	
PVC Pipe 82mm Ø, 3.1-4.8mm wall thickness	82mm	
PVC Pipe 90mm Ø, 4.2-7.4mm wall thickness	90mm	
PVC Pipe 100mm Ø, 4.2-7.2mm wall thickness	100mm	
PVC Pipe 110mm Ø, 4.2-7.4mm wall thickness	110mm	
PVC Pipe 125mm Ø, 6mm wall thickness	125mm	
PVC Pipe 140mm Ø, 6.1-7.5mm wall thickness	140mm	

Construction details:

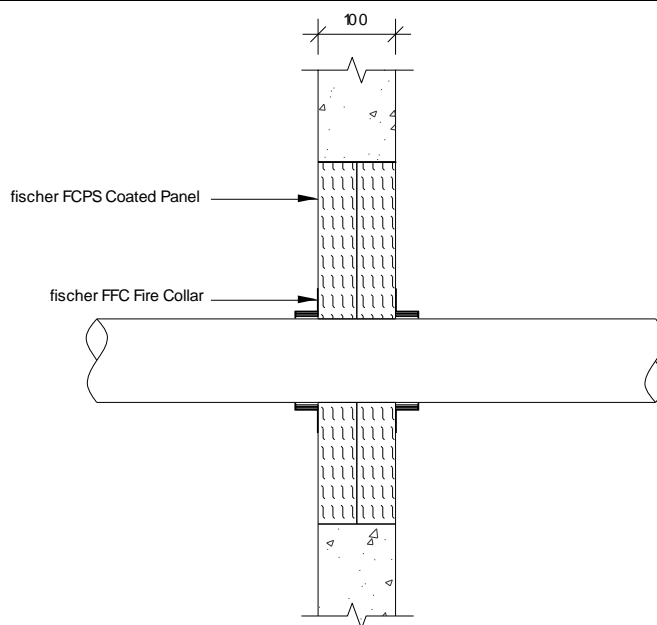
- Double layer of fischer FCPS Coated Panel System (50mm) installed internally within the wall.
- Max. Aperture size 2600mm wide x 2600mm high
- Penetration positioned as per option 1 or 2 below, 0mm distance between services and 50mm to edge of seal.
- Collars secured both faces of the substrate utilizing 80mm long steel pig tail screw through to fischer FCPS Coated Panel System



Service(s)	FFC Collar	Classification
PVC Pipe 32mm Ø, 1.8mm wall thickness	32mm	EI 60 U/C
PVC Pipe 40mm Ø, 1.8mm wall thickness	40mm	
PVC Pipe 50mm Ø, 1.8mm wall thickness	50mm	
PVC Pipe 55mm Ø, 1.8-2.3mm wall thickness	55mm	
PVC Pipe 63mm Ø, 2.3-3mm wall thickness	63mm	
PVC Pipe 75mm Ø, 3.1-4.8mm wall thickness	75mm	
PVC Pipe 82mm Ø, 3.1-4.8mm wall thickness	82mm	
PVC Pipe 90mm Ø, 4.2-7.4mm wall thickness	90mm	
PVC Pipe 100mm Ø, 4.2-7.2mm wall thickness	100mm	
PVC Pipe 110mm Ø, 4.2-7.4mm wall thickness	110mm	
PVC Pipe 125mm Ø, 6mm wall thickness	125mm	
PVC Pipe 140mm Ø, 6.1-7.5mm wall thickness	140mm	
PVC Pipe 160mm Ø, 6.2-9.5mm wall thickness	160 mm	

Construction details:

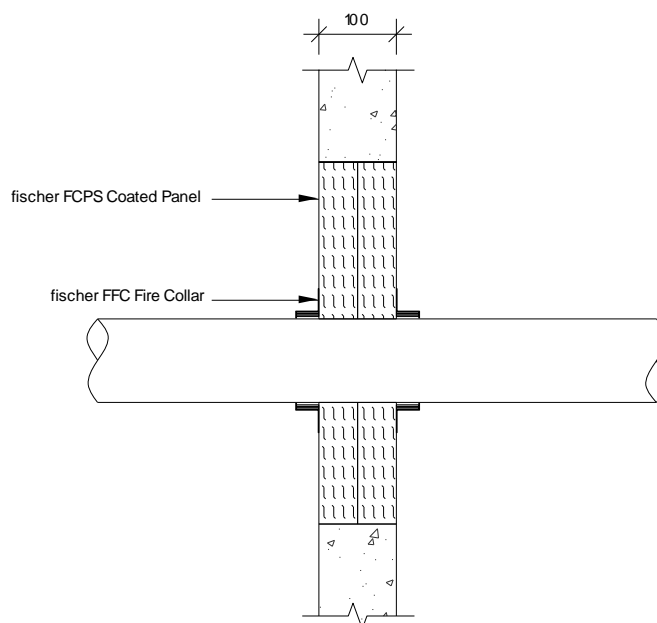
- Double layer of fischer FCPS Coated Panel System (50mm) installed internally within the wall.
- Max. Aperture size 730mm wide x 1200mm high
- Penetration positioned as per option 1 or 2 below, 0mm distance between services and 50mm to edge of seal.
- Collars secured both faces of the substrate utilizing 80mm long steel pig tail screw through to fischer FCPS Coated Panel System



Service(s)	FFC Collar	Classification
PVC Pipe 32mm Ø, 2.9mm wall thickness	32mm	EI 120 U/C
PVC Pipe 40mm Ø, 2.9mm wall thickness	40mm	
PVC Pipe 50mm Ø, 2.9mm wall thickness	50mm	
PVC Pipe 55mm Ø, 2.9-4.4mm wall thickness	55mm	
PVC Pipe 63mm Ø, 2.9-4.4mm wall thickness	63mm	
PVC Pipe 75mm Ø, 2.8-6.7mm wall thickness	75mm	
PVC Pipe 82mm Ø, 2.8-6.7mm wall thickness	82mm	
PVC Pipe 90mm Ø, 2.7-10mm wall thickness	90mm	
PVC Pipe 100mm Ø, 2.7-10mm wall thickness	100mm	
PVC Pipe 110mm Ø, 2.7-10mm wall thickness	110mm	
PVC Pipe 125mm Ø, 3.1mm wall thickness	125mm	
PVC Pipe 140mm Ø, 3.5-8mm wall thickness	140mm	
PVC Pipe 160mm Ø, 4-14.6mm wall thickness	160 mm	

Construction details:

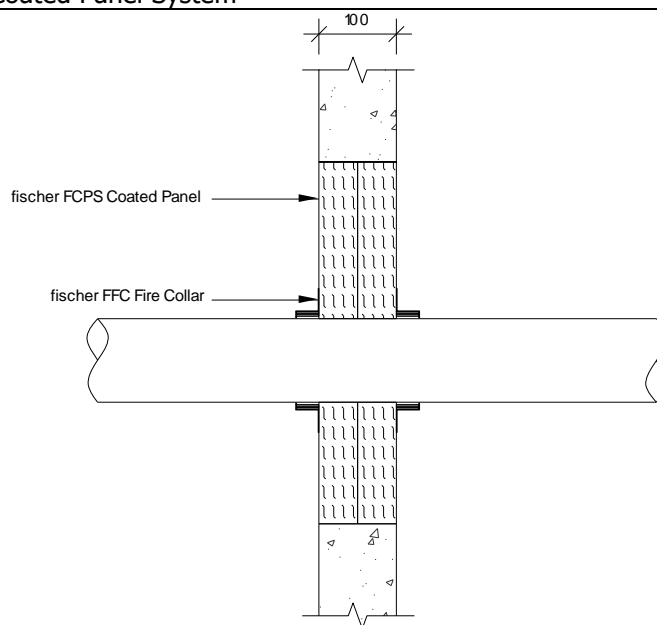
- Double layer of fischer FCPS Coated Panel System (50mm) installed internally within the wall.
- Max. Aperture size 2600mm wide x 2600mm high
- Penetration positioned as per option 1 or 2 below, 0mm distance between services and 50mm to edge of seal.
- Collars secured both faces of the substrate utilizing 80mm long steel pig tail screw through to fischer FCPS Coated Panel System



Service(s)	FFC Collar	Classification
PVC Pipe 32mm Ø, 2.9mm wall thickness	32mm	EI 60U/C
PVC Pipe 40mm Ø, 2.9mm wall thickness	40mm	
PVC Pipe 50mm Ø, 2.9mm wall thickness	50mm	
PVC Pipe 55mm Ø, 2.9-4.4mm wall thickness	55mm	
PVC Pipe 63mm Ø, 2.9-4.4mm wall thickness	63mm	
PVC Pipe 75mm Ø, 2.8-6.7mm wall thickness	75mm	
PVC Pipe 82mm Ø, 2.8-6.7mm wall thickness	82mm	
PVC Pipe 90mm Ø, 2.7-10mm wall thickness	90mm	
PVC Pipe 100mm Ø, 2.7-10mm wall thickness	100mm	
PVC Pipe 110mm Ø, 2.7-10mm wall thickness	110mm	
PVC Pipe 125mm Ø, 3.1mm wall thickness	125mm	
PVC Pipe 140mm Ø, 3.5-8mm wall thickness	140mm	
PVC Pipe 160mm Ø, 4-14.6mm wall thickness	160 mm	

Construction details:

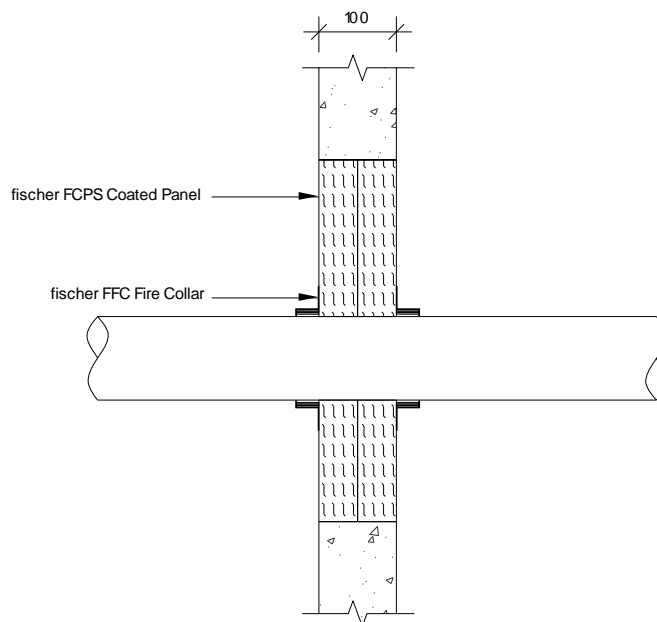
- Double layer of fischer FCPS Coated Panel System (50mm) installed internally within the wall.
- Max. Aperture size 730mm wide x 1200mm high
- Penetration positioned as per option 1 or 2 below, 0mm distance between services and 50mm to edge of seal.
- Collars secured both faces of the substrate utilizing 80mm long steel pig tail screw through to fischer FCPS Coated Panel System



Service(s)	FFC Collar	Classification
PVC Pipe 32mm Ø, 2.9mm wall thickness	32mm	EI 120U/C
PVC Pipe 40mm Ø, 2.9mm wall thickness	40mm	
PVC Pipe 50mm Ø, 2.9mm wall thickness	50mm	
PVC Pipe 55mm Ø, 2.9-4.4mm wall thickness	55mm	
PVC Pipe 63mm Ø, 2.9-4.4mm wall thickness	63mm	
PVC Pipe 75mm Ø, 2.8-6.7mm wall thickness	75mm	
PVC Pipe 82mm Ø, 2.8-6.7mm wall thickness	82mm	
PVC Pipe 90mm Ø, 2.7-10mm wall thickness	90mm	
PVC Pipe 100mm Ø, 2.7-10mm wall thickness	100mm	
PVC Pipe 110mm Ø, 2.7-10mm wall thickness	110mm	
PVC Pipe 125mm Ø, 3.1mm wall thickness	125mm	
PVC Pipe 140mm Ø, 3.5-8mm wall thickness	140mm	
PVC Pipe 160mm Ø, 4-9.5mm wall thickness	160mm	

Construction details:

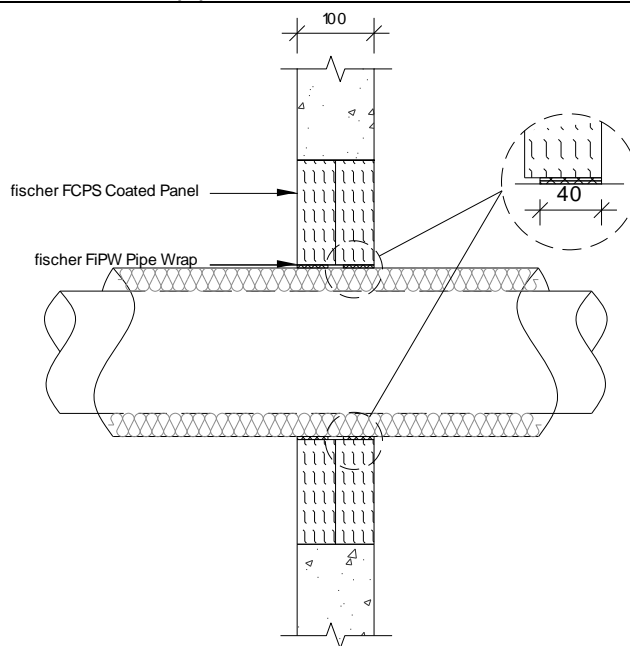
- Double layer of fischer FCPS Coated Panel System (50mm) installed internally within the wall.
- Max. Aperture size 2600mm wide x 2600mm high
- Penetration positioned as per option 1 or 2 below, 0mm distance between services and 50mm to edge of seal.
- Collars secured both faces of the substrate utilizing 80mm long steel pig tail screw through to fischer FCPS Coated Panel System



Service(s)	FFC Collar	Classification
PVC Pipe 32mm Ø, 2.9mm wall thickness	32mm	EI 60U/C
PVC Pipe 40mm Ø, 2.9mm wall thickness	40mm	
PVC Pipe 50mm Ø, 2.9mm wall thickness	50mm	
PVC Pipe 55mm Ø, 2.9-4.4mm wall thickness	55mm	
PVC Pipe 63mm Ø, 2.9-4.4mm wall thickness	63mm	
PVC Pipe 75mm Ø, 2.8-6.7mm wall thickness	75mm	
PVC Pipe 82mm Ø, 2.8-6.7mm wall thickness	82mm	
PVC Pipe 90mm Ø, 2.7-10mm wall thickness	90mm	
PVC Pipe 100mm Ø, 2.7-10mm wall thickness	100mm	
PVC Pipe 110mm Ø, 2.7-10mm wall thickness	110mm	
PVC Pipe 125mm Ø, 3.1mm wall thickness	125mm	
PVC Pipe 140mm Ø, 3.9-5.8mm wall thickness	140mm	
PVC Pipe 160mm Ø, 4.9-9.5mm wall thickness	160 mm	

Construction details:

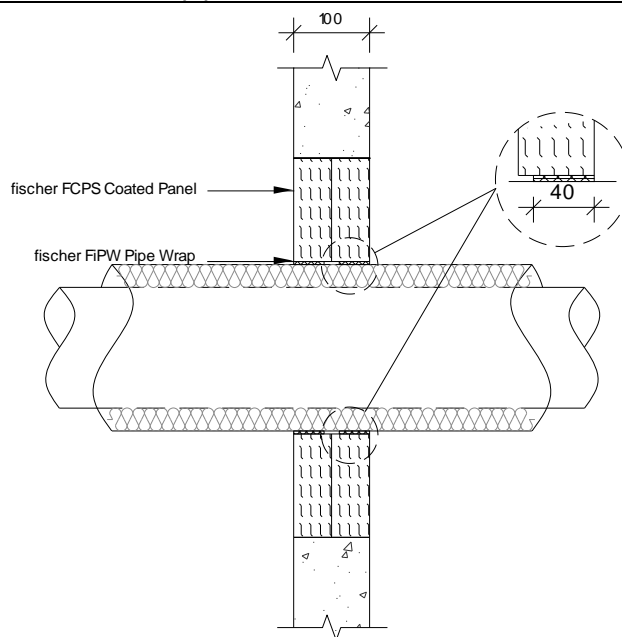
- Double layer of fischer FCPS Coated Panel System (50mm) installed internally within the wall.
- Max. Aperture size 730mm wide x 1200mm high
- Penetration positioned as per option 1 or 2 below, 0mm distance between services and 50mm to edge of seal.
- FiPW-E Pipe Wrap secured internally within both faces of the fischer FCPS Coated Panel System
- equivalent elastomeric pipe insulation classified BL – s2, d0 or better to EN 13501-1
- equivalent Phenolic foam pipe insulation classified BL – s1, d0 or better to EN 13501-1



Service(s)	FiPW-E/ FiPW Pipe Wrap Ref	Classification
PVC Pipe 40mm Ø, 1.9mm wall thickness. 25 mm thick Kingspan Kooltherm FM3 insulation (C/S)	3x2mm thickness	E 120 U/C EI 90 U/C
PVC Pipe 40mm Ø, 3mm wall thickness. 15 mm thick Kingspan Kooltherm FM3 insulation (C/S)	3x2mm thickness	
PVC Pipe 110mm Ø, 4.2mm wall thickness. 25 mm thick Kingspan Kooltherm FM3 insulation (C/S)	5x2mm thickness	EI 120 U/C
PVC Pipe 110mm Ø, 6.6mm wall thickness. 20 mm thick Kingspan Kooltherm FM3 insulation (C/S)	5x2mm thickness	E 120 U/C EI 90 U/C
PVC Pipe 40mm Ø, 1.9mm wall thickness. 32 mm thick Armacell Armaflex Class O2 (C/S)	5x2mm thickness	E 120 U/C EI 90 U/C
PVC Pipe 40mm Ø, 3mm wall thickness. 9 mm thick Armacell Armaflex Class O2 (C/S)	5x2mm thickness	
PVC Pipe 110mm Ø, 4.2mm wall thickness. 32 mm thick Armacell Armaflex Class O2 (C/S)	5x2mm thickness	EI 120 U/C
PVC Pipe 110mm Ø, 6.6mm wall thickness. 13 mm thick Armacell Armaflex Class O2 (C/S)	5x2mm thickness	E 120 U/C EI 90 U/C

Construction details:

- Double layer of fischer FCPS Coated Panel System (50mm) installed internally within the wall.
- Max. Aperture size 2600mm wide x 2600mm high
- Penetration positioned as per option 1 or 2 below, 0mm distance between services and 50mm to edge of seal.
- FiPW-E Pipe Wrap secured internally within both faces of the fischer FCPS Coated Panel System
- equivalent elastomeric pipe insulation classified BL – s2, d0 or better to EN 13501-1
- equivalent Phenolic foam pipe insulation classified BL – s1, d0 or better to EN 13501-1



Service(s)	FiPW-E/ FiPW Pipe Wrap Ref	Classification
PVC Pipe 40mm Ø, 1.9mm wall thickness. 25 mm thick Kingspan Kooltherm FM3 insulation (C/S)	3x2mm thickness	EI 60 U/C
PVC Pipe 40mm Ø, 3mm wall thickness. 15 mm thick Kingspan Kooltherm FM3 insulation (C/S)	3x2mm thickness	
PVC Pipe 110mm Ø, 4.2mm wall thickness. 25 mm thick Kingspan Kooltherm FM3 insulation (C/S)	5x2mm thickness	
PVC Pipe 110mm Ø, 6.6mm wall thickness. 20 mm thick Kingspan Kooltherm FM3 insulation (C/S)	5x2mm thickness	
PVC Pipe 40mm Ø, 1.9mm wall thickness. 32 mm thick Armacell Armaflex Class O2 (C/S)	3x2mm thickness	
PVC Pipe 40mm Ø, 3mm wall thickness. 9 mm thick Armacell Armaflex Class O2 (C/S)	3x2mm thickness	
PVC Pipe 110mm Ø, 4.2mm wall thickness. 32 mm thick Armacell Armaflex Class O2 (C/S)	5x2mm thickness	
PVC Pipe 110mm Ø, 6.6mm wall thickness. 13 mm thick Armacell Armaflex Class O2 (C/S)	5x2mm thickness	

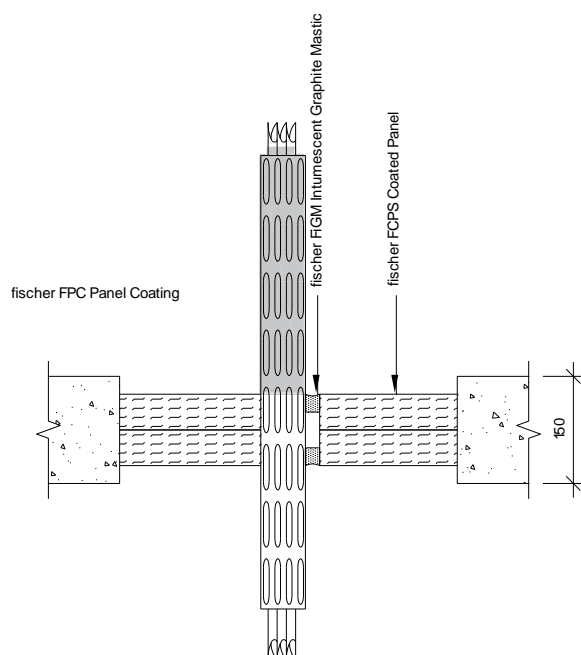
B39 fischer FCPS Coated Panel System Penetration Seal in Rigid Floors min. 150 mm thick

B39.1 fischer Double Layer (50mm) fischer FCPS Coated Panel System Penetration Seal

B39.1.1 Cable Penetrations

Construction details:

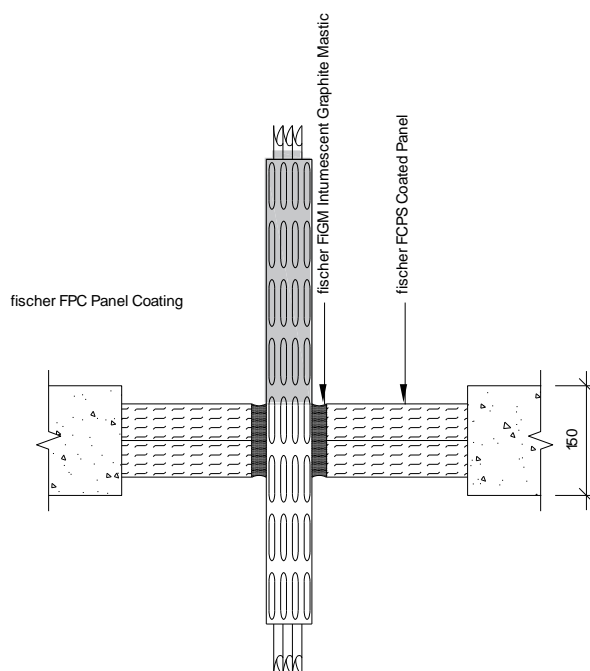
- Double layer of fischer FCPS Coated Panel System (50mm) installed internally within the floor.
- Max. Aperture size 700mm wide x 1100mm high
- All cables coated with 2mm DFT FPC Coating 300mm along the cables upper side of the seal.
- fischer FIGM Intumescent Graphite Mastic 20mm annulus full 25mm depth both sides of the floor
- First service support 400mm from both faces of the substrate



Penetration Specification	Classification
500mm perforated cable tray	EI 60
Electrical cables up to 21mm ø	
1 off 'C1' Cable	
1 off 'C2' Cable	
1 off 'C3' Cable	

Construction details:

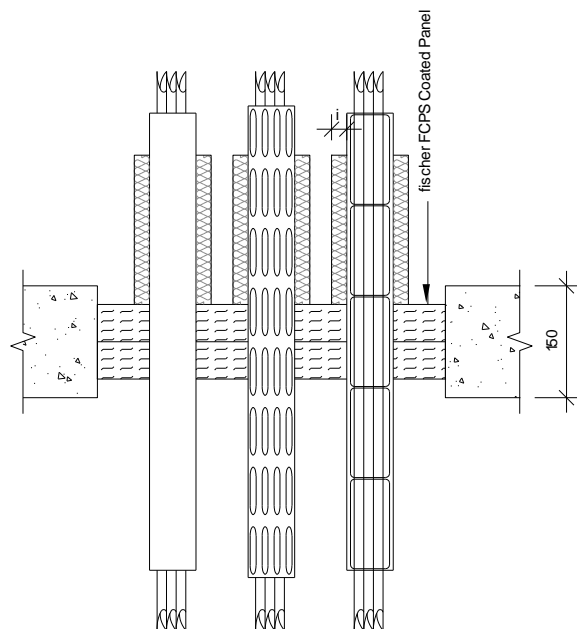
- Double layer of fischer FCPS Coated Panel System (50mm) installed internally within the floor.
- Max. Aperture size 1100mm wide x 1500mm high
- All cables coated with 2mm DFT FPC Coating 300mm along the cables upper side of the seal.
- fischer FiGM Intumescent Graphite Mastic 20mm annulus full 50mm depth both sides of the floor
- First service support 400mm from both faces of the substrate



Penetration Specification	Classification
500mm perforated cable tray	EI 60
Electrical cables up to 21mm \varnothing	
1 off 'C1' Cable	
1 off 'C2' Cable	
1 off 'C3' Cable	

Construction details:

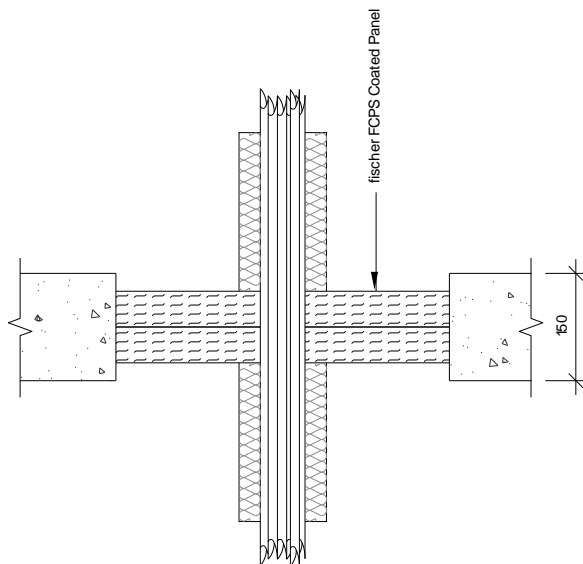
- Double layer of fischer FCPS Coated Panel System (50mm) installed internally within the floor.
- Max. Aperture size 700mm wide x 1100mm high
- Cables and cable trays wrapped with a single layer of 40mm thick stone wool, min 40kg/m³ (L/I 300mm)
- First service support 400mm from both faces of the substrate



Service(s)	Classification
Electrical cables up to 80mm dia	EI 60
Cable Trays and Ladders	
100 mm diameter bundle telecommunication cable type "F"	
Unsheathed electrical cables up to 17mm dia	
Unsheathed electrical cables 18-24mm dia	
Steel or Copper Conduits up to 16mm	
Plastic conduits up to 16mm	

Construction details:

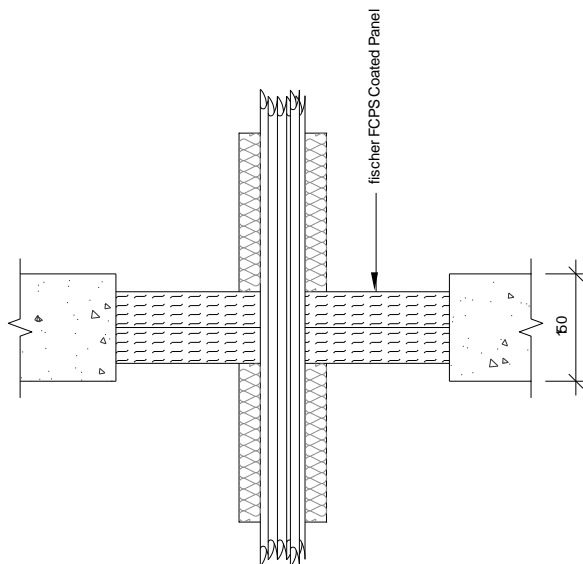
- Double layer of fischer FCPS Coated Panel System (50mm) installed internally within the floor.
- Max. Aperture size 1100mm wide x 1500mm high
- Cables and cable trays wrapped with a single layer of 40mm thick stone wool, min 40kg/m³ (L/I 300mm)
- First service support 400mm from both faces of the substrate



Service(s)	Classification
Electrical cables up to 80mm dia	EI 60
Cable Trays and Ladders	
100 mm diameter bundle telecommunication cable type "F"	
Unsheathed electrical cables up to 17mm dia	
Unsheathed electrical cables 18-24mm dia	
Steel or Copper Conduits up to 16mm	
Plastic conduits up to 16mm	

Construction details:

- Double layer of fischer FCPS Coated Panel System (50mm) installed internally within the floor.
- Max. Aperture size 700mm wide x 1100mm high
- First service support 400mm from both faces of the substrate



Service(s)	Classification
Steel or Copper Pipe 42mm Ø, 1.2mm – 14.2mm wall thickness. (L/I 300mm) 40mm stone wool insulation (min 40Kg/m ³)	EI 120 C/U
Steel or Copper Pipe 42mm – 159mm Ø, 2mm – 14.2mm wall thickness. (L/I 300mm) 40mm stone wool insulation (min 40Kg/m ³)	EI 120 C/U EI 30 C/U

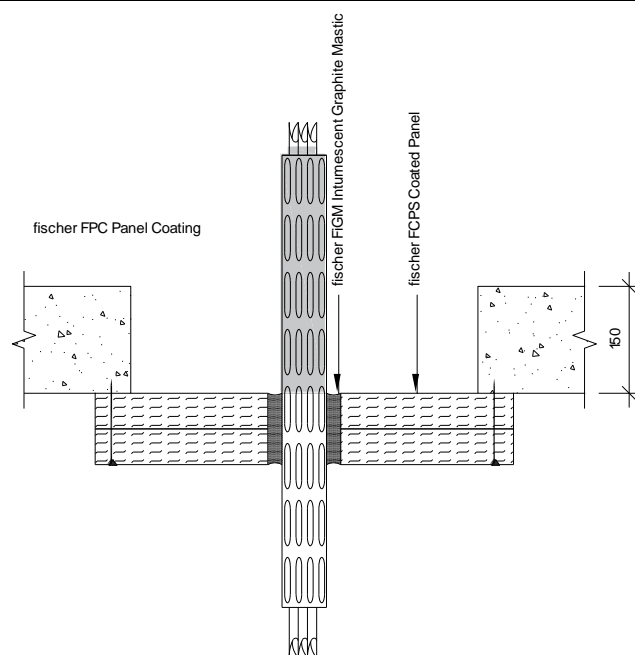
B40 fischer FCPS Coated Panel System Penetration Seal in Rigid Floors min. 150 mm thick

B40.1 fischer Double Layer (50mm) fischer FCPS Coated Panel System Penetration Seal

B40.1.1 Pattress Installed Electrical Cables

Construction details:

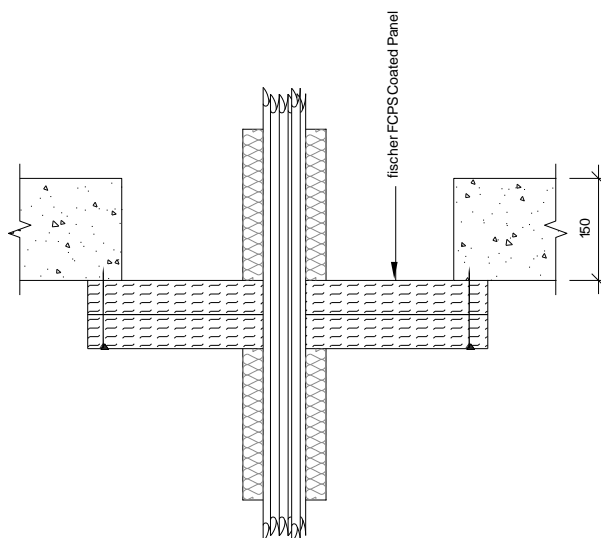
- Double layer of fischer FCPS Coated Panel System (50mm) installed as a pattress in the wall.
- Max. Aperture size 1000mm wide x 1300mm high
- All cables coated with 2mm DFT FPC Coating 300mm along the cables both sides of the seal.
- fischer FIGM Intumescent Graphite Mastic 20mm annulus full 50mm depth of the fischer FCPS Coated Panel System



Service(s)	Classification
500 mm perforated cable tray	EI 60
Electrical cables up to 21mm dia	
1 off "C1" Cable	
1 off "C2" Cable	
1 off "C3" Cable	

Construction details:

- Double layer of fischer FCPS Coated Panel System (50mm) installed as a pattress in the wall.
- Max. Aperture size 1000mm wide x 1300mm high
- Cables and cable trays wrapped with a single layer of 40mm thick stone wool, min 40kg/m³ (L/I 300mm)



Service(s)	Classification
Electrical cables up to 80mm dia	EI 60
Cable Trays and Ladders	
100 mm diameter bundle telecommunication cable type "F"	
Unsheathed electrical cables up to 17mm dia	
Unsheathed electrical cables 18-24mm dia	
Steel or Copper Conduits up to 16mm	
Plastic conduits up to 16mm	

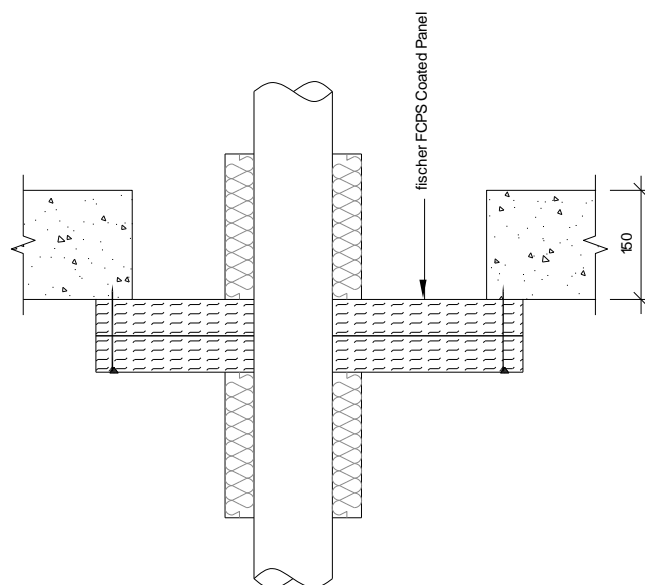
B41 fischer FCPS Coated Panel System Penetration Seal in Rigid Floors min. 150 mm thick

B41.1 fischer Double Layer (50mm) fischer FCPS Coated Panel System Penetration Seal

B41.1.1 Pattress Installed Metallic Pipes

Construction details:

- Double layer of fischer FCPS Coated Panel System (50mm) installed as a pattress in the wall.
- Max. Aperture size 1000mm wide x 1300mm high
- Steel or Copper Pipe 42mm Ø, 1.2mm – 14.2mm wall thickness wrapped with a single layer of 40mm thick stone wool, min 40kg/m³ (L/I 300mm)



Service(s)	Classification
Steel or Copper Pipe 42mm Ø, 1.2mm – 14.2mm wall thickness. (L/I 300mm) 40mm stone wool insulation (min 40Kg/m ³)	EI 60 C/U
Steel or Copper Pipe 42mm – 159mm Ø, 2mm – 14.2mm wall thickness. (L/I 300mm) 40mm stone wool insulation (min 40Kg/m ³)	E60 C/U EI 30 C/U

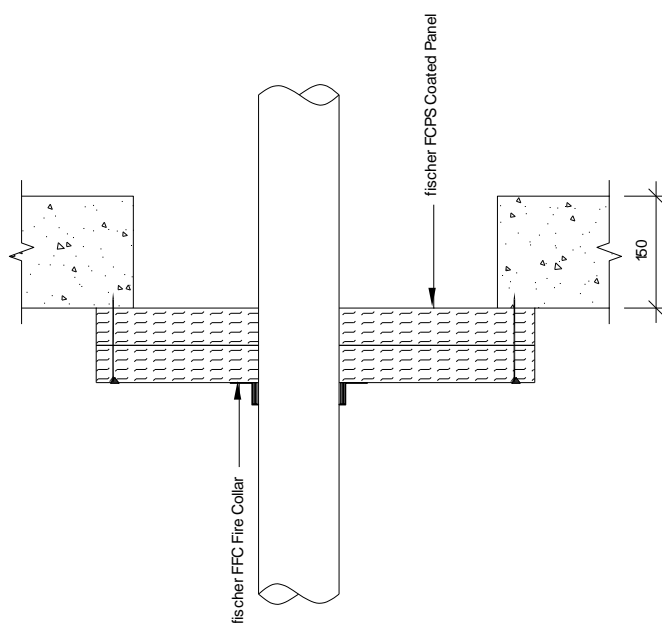
B42 fischer FCPS Coated Panel System Penetration Seal in Rigid Floors min. 150 mm thick

B42.1 fischer Double Layer (50mm) fischer FCPS Coated Panel System Penetration Seal

B42.1.1 Pattress Installed Plastic Pipes

Construction details:

- Double layer of fischer FCPS Coated Panel System (50mm) installed internally within the floor.
- Max. Aperture size 1000mm wide x 1300mm high



Penetration Specification	FFC Collars	Classification
Pipe diameters as below Zero distance	Fixed to the underside of the fischer FCPS Coated Panel System utilizing steel pig tail fixings	EI 60 U/C

Penetration Specification	Collar Reference	Intumescent Material
PVC Pipe 32mm Ø 1.8mm wall thickness	32mm FFC Collar	30mm (W) x 4mm (T)
PVC Pipe 40mm Ø 1.8mm wall thickness	40mm FFC Collar	
PVC Pipe 50mm Ø 1.8mm wall thickness	50mm FFC Collar	
PVC Pipe 55mm Ø 2.3-2.8mm wall thickness	55mm FFC Collar	30mm (W) x 6mm (T)
PVC Pipe 63mm Ø 2.3-2.8mm wall thickness	63mm FFC Collar	
PVC Pipe 75mm Ø 3.1-4.4mm wall thickness	75mm FFC Collar	30mm (W) x 8mm (T)
PVC Pipe 82mm Ø 3.1-4.4mm wall thickness	82mm FFC Collar	
PVC Pipe 90mm Ø 4.2-6.6mm wall thickness	90mm FFC Collar	30mm (W) x 10mm (T)
PVC Pipe 100mm Ø 4.2-6.6mm wall thickness	100mm FFC Collar	
PVC Pipe 110mm Ø 4.2-6.6mm wall thickness	110mm FFC Collar	
PVC Pipe 125mm Ø 6.0mm wall thickness	125mm FFC Collar	40mm (W) x 12mm (T)
PVC Pipe 140mm Ø 6.1-7.5mm wall thickness	140mm FFC Collar	
PVC Pipe 160mm Ø 6.2-9.5mm wall thickness	160mm FFC Collar	

Penetration Specification	Collar Reference	Intumescent Material
PP Pipe 32mm Ø 2.9mm wall thickness	32mm FFC Collar	30mm (W) x 4mm (T)
PP Pipe 40mm Ø 2.9mm wall thickness	40mm FFC Collar	
PP Pipe 50mm Ø 2.9mm wall thickness	50mm FFC Collar	
PP Pipe 55mm Ø 2.9-4.4mm wall thickness	55mm FFC Collar	30mm (W) x 6mm (T)
PP Pipe 63mm Ø 2.9-4.4mm wall thickness	63mm FFC Collar	
PP Pipe 75mm Ø 2.8-6.7mm wall thickness	75mm FFC Collar	30mm (W) x 8mm (T)
PP Pipe 82mm Ø 2.8-6.7mm wall thickness	82mm FFC Collar	
PP Pipe 90mm Ø 2.7-10.0mm wall thickness	90mm FFC Collar	30mm (W) x 10mm (T)
PP Pipe 100mm Ø 2.7-10.0mm wall thickness	100mm FFC Collar	
PP Pipe 110mm Ø 2.7-10.0mm wall thickness	110mm FFC Collar	
PP Pipe 125mm Ø 3.1mm wall thickness	125mm FFC Collar	40mm (W) x 12mm (T)
PP Pipe 140mm Ø 3.5-8.0mm wall thickness	140mm FFC Collar	
PP Pipe 160mm Ø 4.0-14.6mm wall thickness	160mm FFC Collar	

Penetration Specification	Collar Reference	Intumescent Material
PE Pipe 32mm Ø 2.9mm wall thickness	32mm FFC Collar	30mm (W) x 4mm (T)
PE Pipe 40mm Ø 2.9mm wall thickness	40mm FFC Collar	
PE Pipe 50mm Ø 2.9mm wall thickness	50mm FFC Collar	
PE Pipe 55mm Ø 2.9-4.4mm wall thickness	55mm FFC Collar	30mm (W) x 6mm (T)
PE Pipe 63mm Ø 2.9-4.4mm wall thickness	63mm FFC Collar	
PE Pipe 75mm Ø 2.8-6.7mm wall thickness	75mm FFC Collar	30mm (W) x 8mm (T)
PE Pipe 82mm Ø 2.8-6.7mm wall thickness	82mm FFC Collar	
PE Pipe 90mm Ø 2.7-10.0mm wall thickness	90mm FFC Collar	30mm (W) x 10mm (T)
PE Pipe 100mm Ø 2.7-10.0mm wall thickness	100mm FFC Collar	
PE Pipe 110mm Ø 2.7-10.0mm wall thickness	110mm FFC Collar	
PE Pipe 125mm Ø 3.1mm wall thickness	125mm FFC Collar	40mm (W) x 12mm (T)
PE Pipe 140mm Ø 3.9-5.8mm wall thickness	140mm FFC Collar	
PE Pipe 160mm Ø 4.9-9.5mm wall thickness	160mm FFC Collar	

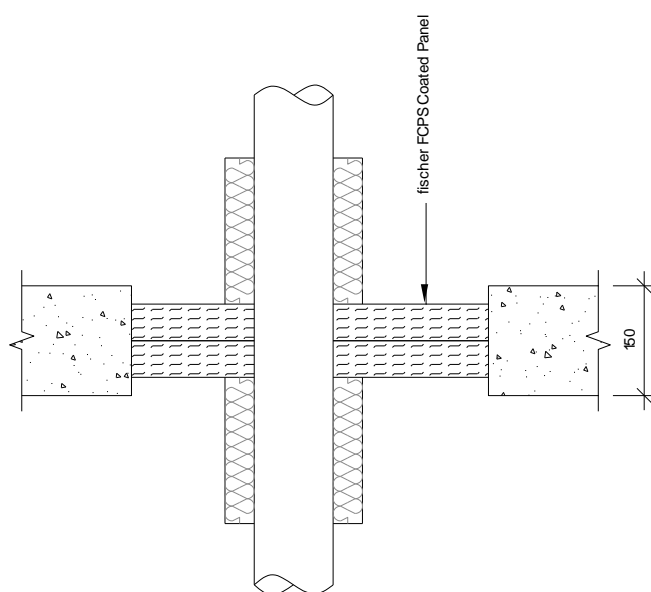
B43 fischer FCPS Coated Panel System Penetration Seal in Rigid Floors min. 150 mm thick

B43.1 fischer Double Layer (50mm) fischer FCPS Coated Panel System Penetration Seal

B43.1.1 Metallic pipe penetrations

Construction details:

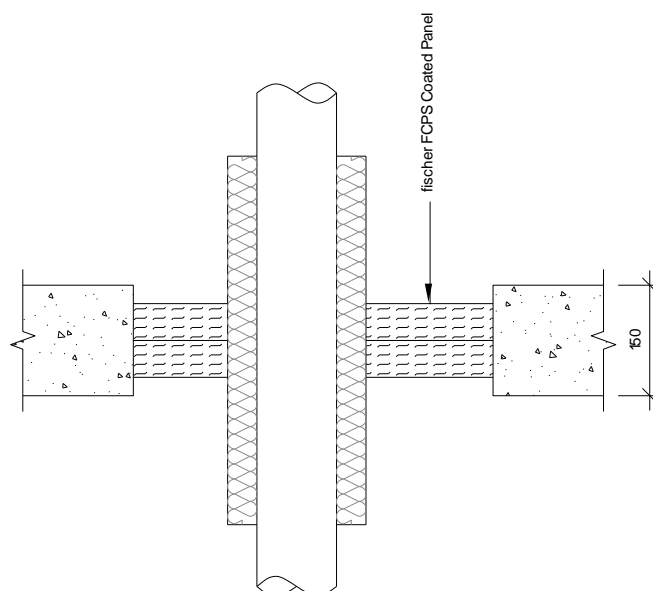
- Double layer of fischer FCPS Coated Panel System (50mm) installed internally within the floor
- Max. Aperture size 700mm wide x 1100mm high
- Steel or Copper Pipe 42mm Ø, 1.2mm – 14.2mm wall thickness wrapped with 40mm stone wool insulation (min 40Kg/m³) (L/I 300mm)
- First service support 400mm from both faces of the substrate



Service(s)	Classification
Steel or Copper Pipe 42mm Ø, 1.2mm – 14.2mm wall thickness.	EI 120 C/U
Steel or Copper Pipe 42mm – 159mm Ø, 2mm – 14.2mm wall thickness.	E 120 C/U EI 30 C/U

Construction details:

- Double layer of fischer FCPS Coated Panel System (50mm) installed internally within the floor
- Max. Aperture size 1100mm wide x 1500mm high
- Steel or Copper Pipe 42mm Ø, 1.2mm – 14.2mm wall thickness wrapped with 40mm stone wool insulation (min 40Kg/m³) (L/I 300mm)
- First service support 400mm from both faces of the substrate



Service(s)	Classification
Steel or Copper Pipe 42mm Ø, 1.2mm – 14.2mm wall thickness. (L/I 300mm) 40mm stone wool insulation (min 40Kg/m ³)	E 90 C/U EI 60 C/U
Steel or Copper Pipe 42mm Ø, 2mm – 14.2mm wall thickness. (L/I 300mm) 40mm stone wool insulation (min 40Kg/m ³)	E 90 C/U EI 30 C/U

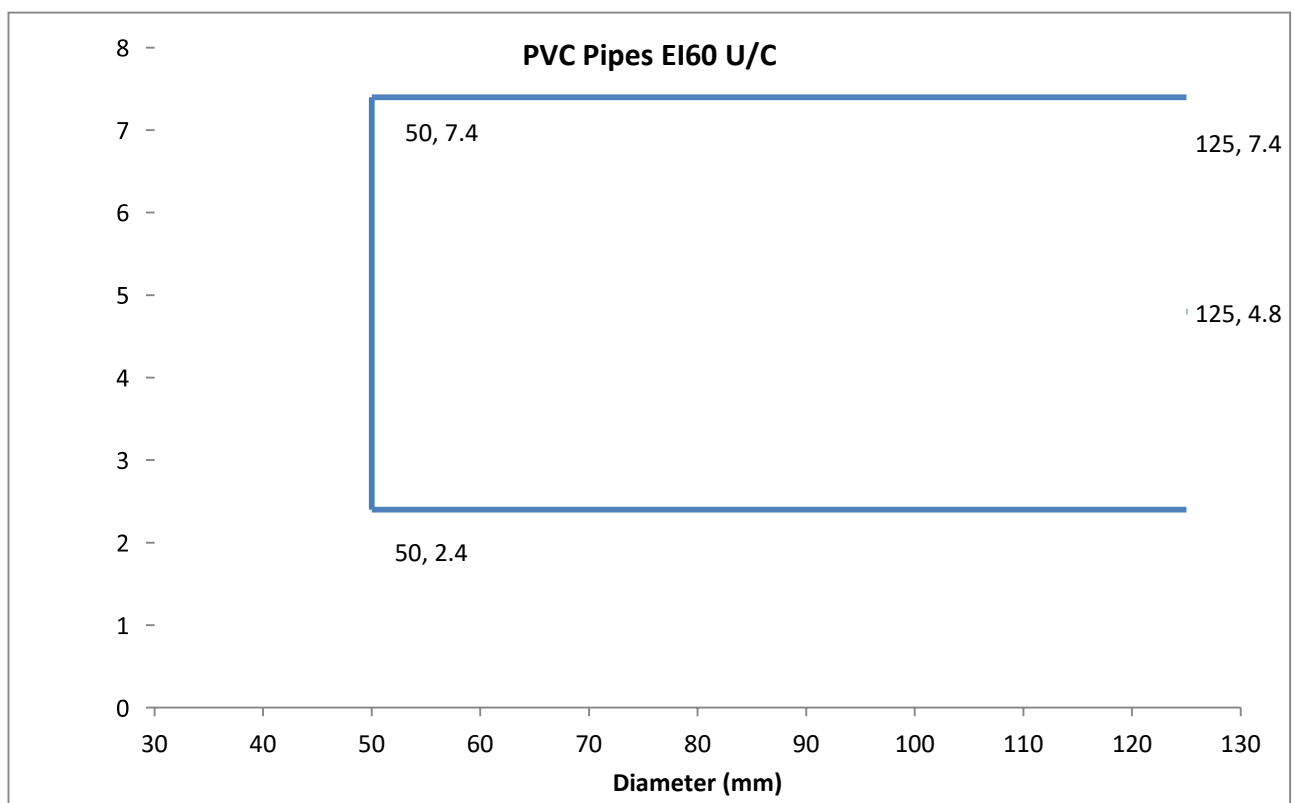
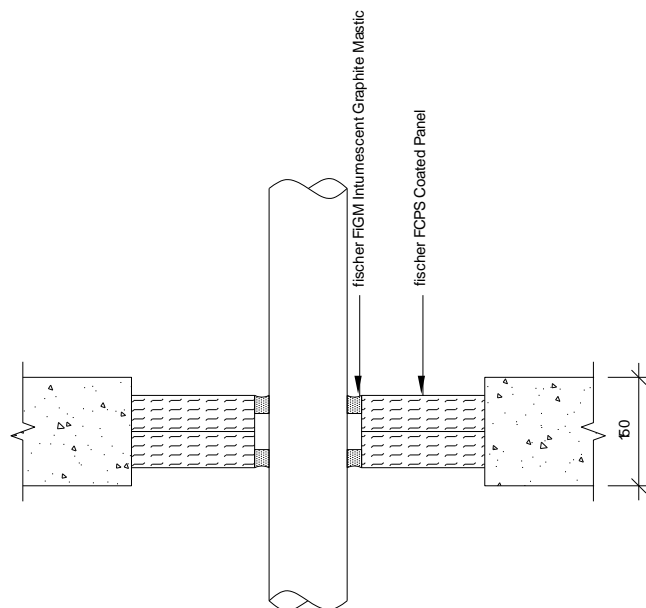
B44 fischer FCPS Coated Panel System Penetration Seal in Rigid Floors min. 150 mm thick

B44.1 fischer Double Layer (50mm) fischer FCPS Coated Panel System Penetration Seal

B44.1.1 Plastic pipe penetrations

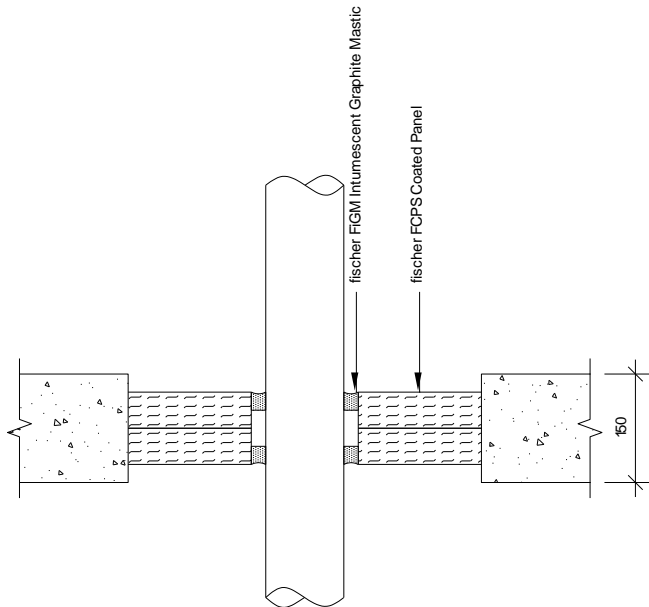
Construction details:

- Double layer of fischer FCPS Coated Panel System (50mm) installed internally within the floor.
- Max. Aperture size 750mm wide x 1100mm high
- fischer FiGM Intumescent Graphite Mastic 20mm annulus, 25mm deep both faces of the fischer FCPS Coated Panel System
- First service support 400mm from both faces of the substrate

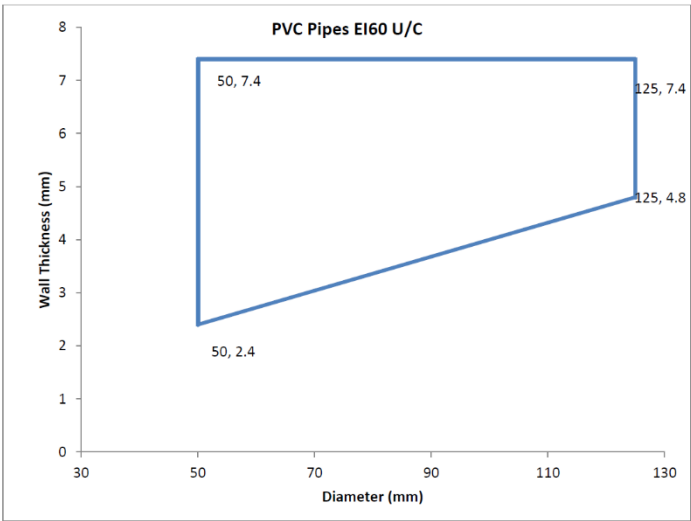


Construction details:

- Double layer of fischer FCPS Coated Panel System (50mm) installed internally within the floor.
- Max. Aperture size 1000mm wide x 1300mm high

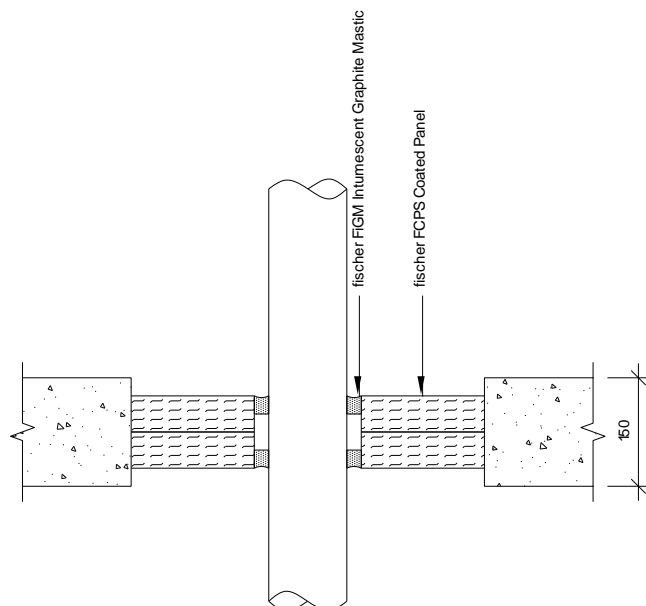


Service(s)	fischer FiGM Intumescent Graphite Mastic	Classification
Pipe diameters as below	20mm annulus, 25mm deep both faces of the fischer FCPS Coated Panel System	See graphs below



Construction details:

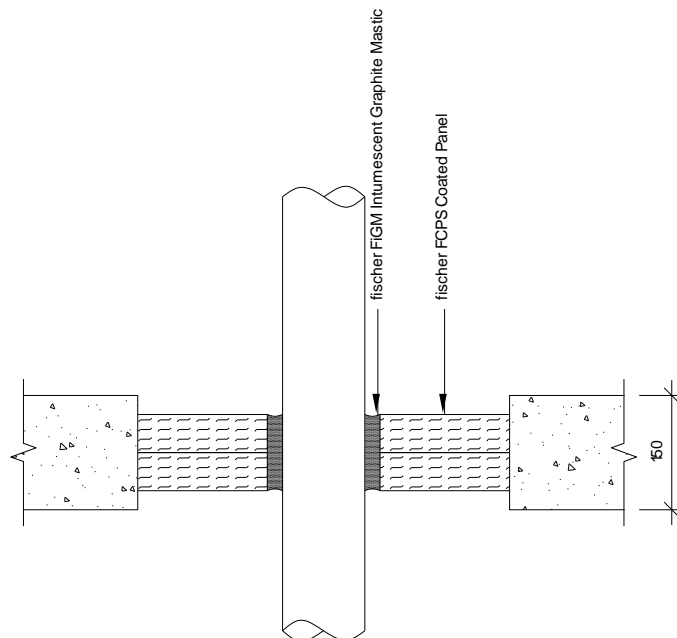
- Double layer of fischer FCPS Coated Panel System (50mm) installed internally within the floor.
- Max. Aperture size 750mm wide x 1100mm high
- fischer FiGM Intumescent Graphite Mastic 20mm annulus, 25mm deep both faces of the fischer FCPS Coated Panel System
- First service support 400mm from both faces of the substrate



Penetration Specification	Classification
Uponor MLC (Multi-Layer Composite) Pipe 40mm ø 4mm wall thickness	EI 60 U/C
Uponor MLC (Multi-Layer Composite) Pipe 50mm ø 4.5mm wall thickness	
Uponor MLC (Multi-Layer Composite) Pipe 63mm ø 6mm wall thickness	
Uponor MLC (Multi-Layer Composite) Pipe 75mm ø 7.5mm wall thickness	
Uponor MLC (Multi-Layer Composite) Pipe 90mm ø 8.5mm wall thickness	
Uponor MLC (Multi-Layer Composite) Pipe 110mm ø 10mm wall thickness	

Construction details:

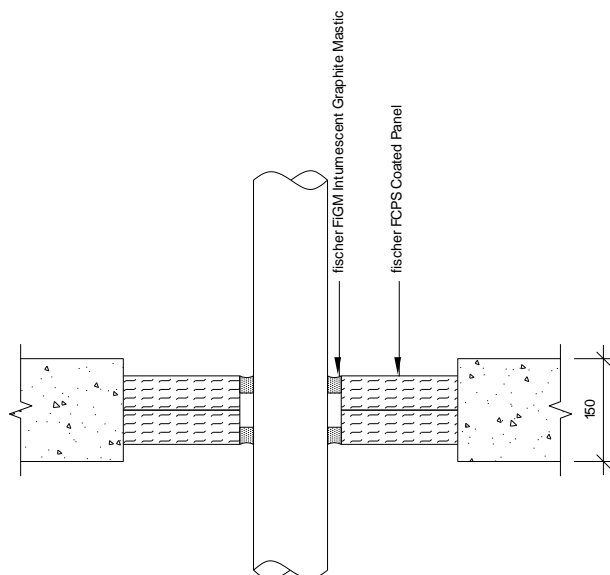
- Double layer of fischer FCPS Coated Panel System (50mm) installed internally within the floor.
- Max. Aperture size 1000mm wide x 1300mm high
- fischer FiGM Intumescent Graphite Mastic 20mm annulus, 50mm depth of the fischer FCPS Coated Panel System



Penetration Specification	Classification
Uponor MLC (Multi-Layer Composite) Pipe 40mm ø 4mm wall thickness	EI 60 U/C
Uponor MLC (Multi-Layer Composite) Pipe 50mm ø 4.5mm wall thickness	
Uponor MLC (Multi-Layer Composite) Pipe 63mm ø 6mm wall thickness	
Uponor MLC (Multi-Layer Composite) Pipe 75mm ø 7.5mm wall thickness	
Uponor MLC (Multi-Layer Composite) Pipe 90mm ø 8.5mm wall thickness	
Uponor MLC (Multi-Layer Composite) Pipe 110mm ø 10mm wall thickness	

Construction details:

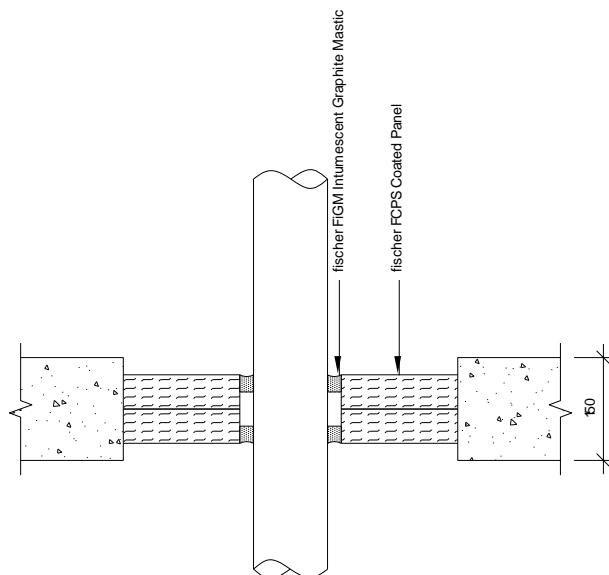
- Double layer of fischer FCPS Coated Panel System (50mm) installed internally within the floor.
- Max. Aperture size 750mm wide x 1100mm high
- fischer FiGM Intumescent Graphite Mastic 20mm annulus, 25mm deep both faces of the fischer FCPS Coated Panel System
- First service support 400mm from both faces of the substrate



Penetration Specification	Classification
Uponor MLC (Multi-Layer Composite) Pipe 40mm \varnothing 4mm wall thickness	EI 60 U/C
Uponor MLC (Multi-Layer Composite) Pipe 50mm \varnothing 4.5mm wall thickness	
Uponor MLC (Multi-Layer Composite) Pipe 63mm \varnothing 6mm wall thickness	
Uponor MLC (Multi-Layer Composite) Pipe 75mm \varnothing 7.5mm wall thickness	
Uponor MLC (Multi-Layer Composite) Pipe 90mm \varnothing 8.5mm wall thickness	
Uponor MLC (Multi-Layer Composite) Pipe 110mm \varnothing 10mm wall thickness	

Construction details:

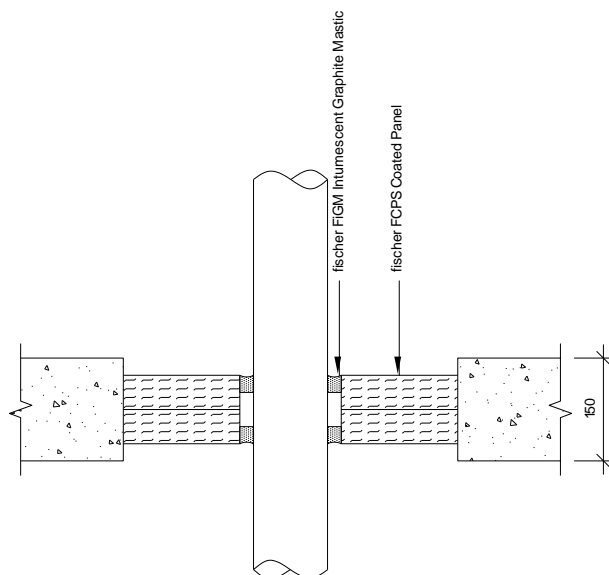
- Double layer of fischer FCPS Coated Panel System (50mm) installed internally within the floor.
- Max. Aperture size 1100mm wide x 1500mm high
- fischer FiGM Intumescent Graphite Mastic 20mm annulus, 25mm deep both faces of the fischer FCPS Coated Panel System
- First service support 400mm from both faces of the substrate



Penetration Specification	Classification
Uponor MLC (Multi-Layer Composite) Pipe 40mm \varnothing 4mm wall thickness	EI 60 U/C
Uponor MLC (Multi-Layer Composite) Pipe 50mm \varnothing 4.5mm wall thickness	
Uponor MLC (Multi-Layer Composite) Pipe 63mm \varnothing 6mm wall thickness	
Uponor MLC (Multi-Layer Composite) Pipe 75mm \varnothing 7.5mm wall thickness	
Uponor MLC (Multi-Layer Composite) Pipe 90mm \varnothing 8.5mm wall thickness	
Uponor MLC (Multi-Layer Composite) Pipe 110mm \varnothing 10mm wall thickness	

Construction details:

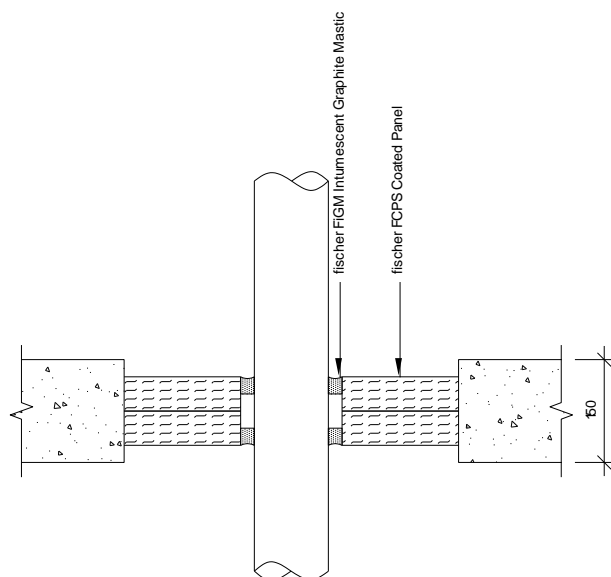
- Double layer of fischer FCPS Coated Panel System (50mm) installed internally within the floor.
- Max. Aperture size 350mm wide x 1000mm high
- fischer FiGM Intumescent Graphite Mastic 20mm annulus, 25mm deep both faces of the fischer FCPS Coated Panel System
- First service support 400mm from both faces of the substrate



Penetration Specification	Classification
PVC Pipe up to 125mm Ø, 4.8-7.4mm wall thickness.	EI 120 U/C
PVC Pipe up to 40mm Ø, 3.1-17.1mm wall thickness.	
PVC Pipe up to 125mm Ø, 11.4mm wall thickness.	
PVC Pipe up to 125mm Ø, 3.1-11.4mm wall thickness.	E120 U/C EI 90 U/C

Construction details:

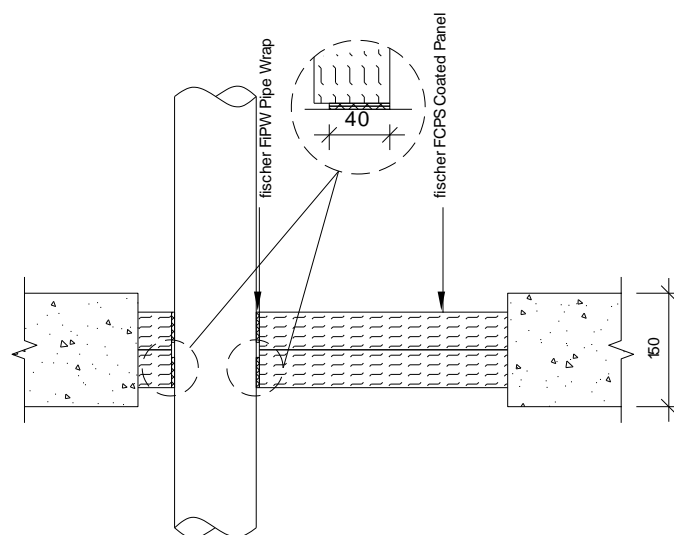
- Double layer of fischer FCPS Coated Panel System (50mm) installed internally within the floor.
- Max. Aperture size 110mm wide x 1500mm high
- fischer FiGM Intumescent Graphite Mastic 20mm annulus, 25mm deep both faces of the fischer FCPS Coated Panel System
- First service support 400mm from both faces of the substrate



Penetration Specification	Classification
PVC Pipe up to 125mm Ø, 4.8-7.4mm wall thickness.	EI 60 U/C
PVC Pipe up to 40mm Ø, 3.1-17.1mm wall thickness.	
PVC Pipe up to 125mm Ø, 11.4mm wall thickness.	
PVC Pipe up to 125mm Ø, 3.1-11.4mm wall thickness.	

Construction details:

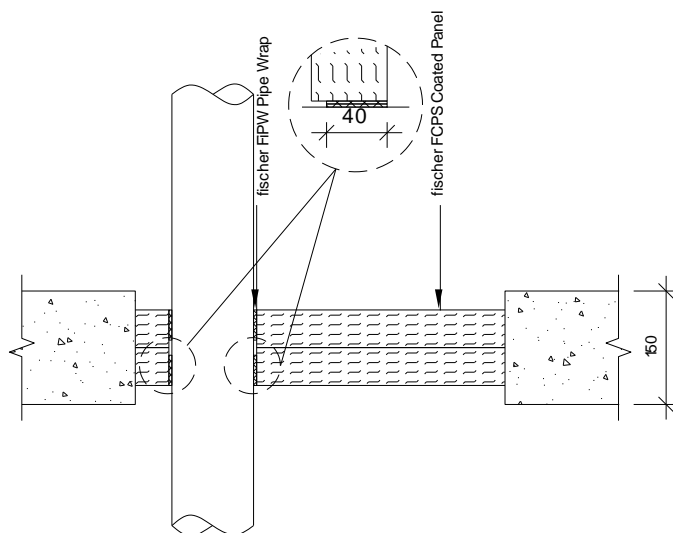
- Double layer of fischer FCPS Coated Panel System (50mm) installed internally within the floor.
- Max. Aperture size 350mm wide x 1000mm high
- fischer FiPW-E Endless Pipe Wrap secured internally within both faces of the fischer FCPS Coated Panel System



Penetration Specification	FiPW-E/ FiPW Pipe Wrap Ref	Classification
PVC Pipe up to 125mm Ø, 4.8-7.4mm wall thickness.	2 mm thickness	EI 120 U/C
PVC Pipe up to 40mm Ø, 3.1-17.1mm wall thickness.	2 mm thickness	
PVC Pipe up to 125mm Ø, 11.4mm wall thickness.	2 mm thickness	
PVC Pipe up to 125mm Ø, 3.1-11.4mm wall thickness.	2 mm thickness	E 120 U/C EI 90 U/C

Construction details:

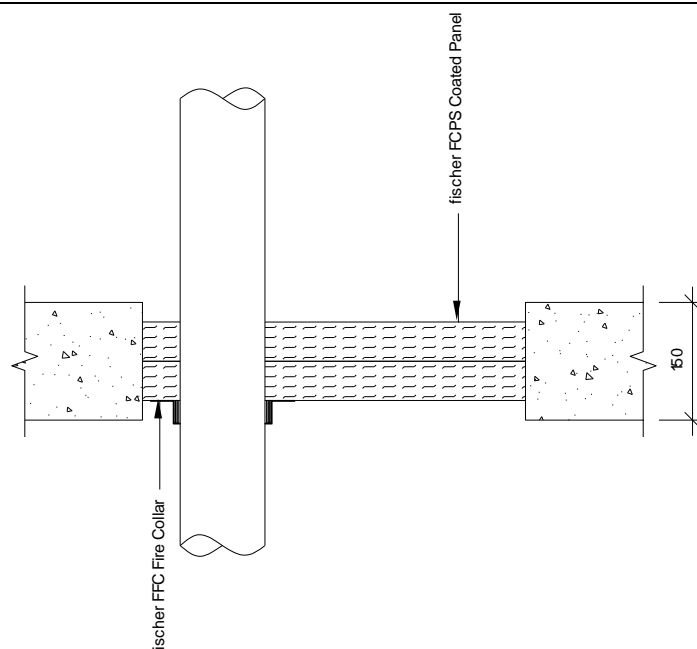
- Double layer of fischer FCPS Coated Panel System (50mm) installed internally within the floor.
- Max. Aperture size 1100mm wide x 1500mm high
- fischer FiPW-E Endless Pipe Wrap secured internally within both faces of the fischer FCPS Coated Panel System



Penetration Specification	FiPW-E/ FiPW Pipe Wrap Ref	Classification
PVC Pipe up to 125mm Ø, 4.8-7.4mm wall thickness.	2 mm thickness	EI 60 U/C
PVC Pipe up to 40mm Ø, 3.1-17.1mm wall thickness.	2 mm thickness	
PVC Pipe up to 125mm Ø, 11.4mm wall thickness.	2 mm thickness	
PVC Pipe up to 125mm Ø, 3.1-11.4mm wall thickness.	2 mm thickness	

Construction details:

- Double layer of fischer FCPS Coated Panel System (50mm) installed internally within the floor.
- Max. Aperture size 350mm wide x 1000mm high
- fischer FFC Collars Fixed to the underside of the fischer FCPS Coated Panel System utilizing steel pig tail fixings



Penetration Specification	FFC Collars	Classification
Pipe diameters as below Zero distance	Fixed to the underside of the fischer FCPS Coated Panel System utilizing steel pig tail fixings	EI 120 U/C

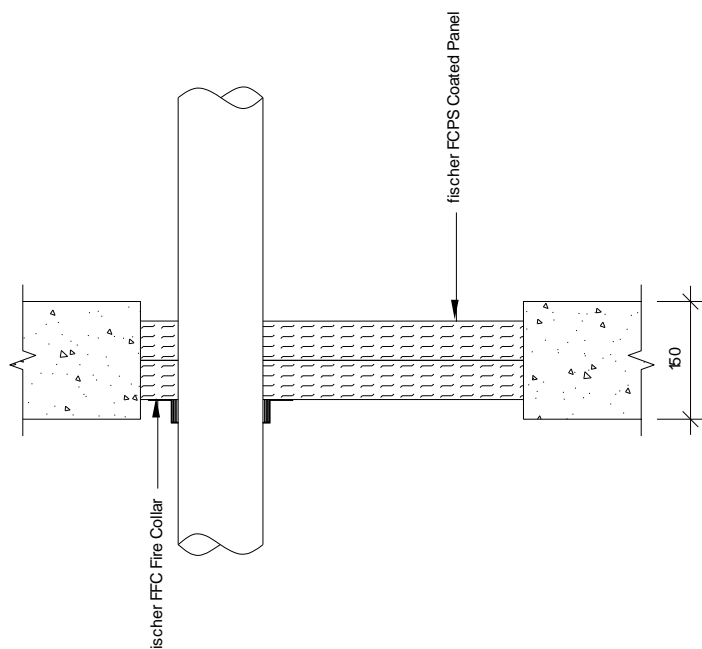
Penetration Specification	Collar Reference	Intumescent Material
PVC Pipe 32mm Ø 1.8mm wall thickness	32mm FFC Collar	30mm (W) x 4mm (T)
PVC Pipe 40mm Ø 1.8mm wall thickness	40mm FFC Collar	
PVC Pipe 50mm Ø 1.8mm wall thickness	50mm FFC Collar	
PVC Pipe 55mm Ø 2.3-2.8mm wall thickness	55mm FFC Collar	30mm (W) x 6mm (T)
PVC Pipe 63mm Ø 2.3-2.8mm wall thickness	63mm FFC Collar	
PVC Pipe 75mm Ø 3.1-4.4mm wall thickness	75mm FFC Collar	30mm (W) x 8mm (T)
PVC Pipe 82mm Ø 3.1-4.4mm wall thickness	82mm FFC Collar	
PVC Pipe 90mm Ø 4.2-6.6mm wall thickness	90mm FFC Collar	30mm (W) x 10mm (T)
PVC Pipe 100mm Ø 4.2-6.6mm wall thickness	100mm FFC Collar	
PVC Pipe 110mm Ø 4.2-6.6mm wall thickness	110mm FFC Collar	
PVC Pipe 125mm Ø 6.0mm wall thickness	125mm FFC Collar	40mm (W) x 12mm(T)
PVC Pipe 140mm Ø 6.1-7.5mm wall thickness	140mm FFC Collar	
PVC Pipe 160mm Ø 6.2-9.5mm wall thickness	160mm FFC Collar	

Penetration Specification	Collar Reference	Intumescent Material
PP Pipe 32mm Ø 2.9mm wall thickness	32mm FFC Collar	30mm (W) x 4mm (T)
PP Pipe 40mm Ø 2.9mm wall thickness	40mm FFC Collar	
PP Pipe 50mm Ø 2.9mm wall thickness	50mm FFC Collar	
PP Pipe 55mm Ø 2.9-4.4mm wall thickness	55mm FFC Collar	30mm (W) x 6mm (T)
PP Pipe 63mm Ø 2.9-4.4mm wall thickness	63mm FFC Collar	
PP Pipe 75mm Ø 2.8-6.7mm wall thickness	75mm FFC Collar	30mm (W) x 8mm (T)
PP Pipe 82mm Ø 2.8-6.7mm wall thickness	82mm FFC Collar	
PP Pipe 90mm Ø 2.7-10.0mm wall thickness	90mm FFC Collar	30mm (W) x 10mm (T)
PP Pipe 100mm Ø 2.7-10.0mm wall thickness	100mm FFC Collar	
PP Pipe 110mm Ø 2.7-10.0mm wall thickness	110mm FFC Collar	
PP Pipe 125mm Ø 3.1mm wall thickness	125mm FFC Collar	40mm (W) x 12mm (T)
PP Pipe 140mm Ø 3.5-8.0mm wall thickness	140mm FFC Collar	
PP Pipe 160mm Ø 4.0-14.6mm wall thickness	160mm FFC Collar	

Penetration Specification	Collar Reference	Intumescent Material
PE Pipe 32mm Ø 2.9mm wall thickness	32mm FFC Collar	30mm (W) x 4mm (T)
PE Pipe 40mm Ø 2.9mm wall thickness	40mm FFC Collar	
PE Pipe 50mm Ø 2.9mm wall thickness	50mm FFC Collar	
PE Pipe 55mm Ø 2.9-4.4mm wall thickness	55mm FFC Collar	30mm (W) x 6mm (T)
PE Pipe 63mm Ø 2.9-4.4mm wall thickness	63mm FFC Collar	
PE Pipe 75mm Ø 2.8-6.7mm wall thickness	75mm FFC Collar	30mm (W) x 8mm (T)
PE Pipe 82mm Ø 2.8-6.7mm wall thickness	82mm FFC Collar	
PE Pipe 90mm Ø 2.7-10.0mm wall thickness	90mm FFC Collar	30mm (W) x 10mm (T)
PE Pipe 100mm Ø 2.7-10.0mm wall thickness	100mm FFC Collar	
PE Pipe 110mm Ø 2.7-10.0mm wall thickness	110mm FFC Collar	
PE Pipe 125mm Ø 3.1mm wall thickness	125mm FFC Collar	40mm (W) x 12mm (T)
PE Pipe 140mm Ø 3.9-5.8mm wall thickness	140mm FFC Collar	
PE Pipe 160mm Ø 4.9-9.5mm wall thickness	160mm FFC Collar	

Construction details:

- Double layer of fischer FCPS Coated Panel System (50mm) installed internally within the floor.
- Max. Aperture size 1000mm wide x 1300mm high
- fischer FFC Collars Fixed to the underside of the fischer FCPS Coated Panel System utilizing steel pig tail fixings



Penetration Specification	FFC Collars	Classification
Pipe diameters as below Zero distance	Fixed to the underside of the fischer FCPS Coated Panel System utilizing steel pig tail fixings	EI 60 U/C

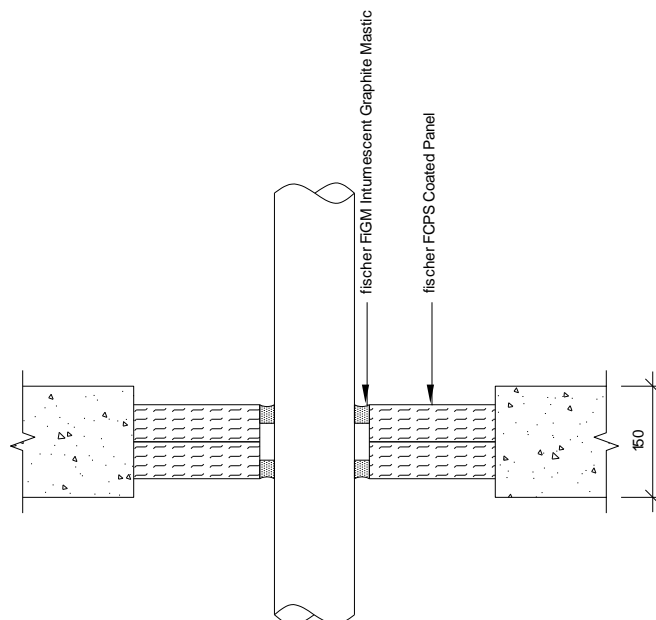
Penetration Specification	Collar Reference	Intumescent Material
PVC Pipe 32mm Ø 1.8mm wall thickness	32mm FFC Collar	30mm (W) x 4mm (T)
PVC Pipe 40mm Ø 1.8mm wall thickness	40mm FFC Collar	
PVC Pipe 50mm Ø 1.8mm wall thickness	50mm FFC Collar	
PVC Pipe 55mm Ø 2.3-2.8mm wall thickness	55mm FFC Collar	30mm (W) x 6mm (T)
PVC Pipe 63mm Ø 2.3-2.8mm wall thickness	63mm FFC Collar	
PVC Pipe 75mm Ø 3.1-4.4mm wall thickness	75mm FFC Collar	30mm (W) x 8mm (T)
PVC Pipe 82mm Ø 3.1-4.4mm wall thickness	82mm FFC Collar	
PVC Pipe 90mm Ø 4.2-6.6mm wall thickness	90mm FFC Collar	30mm (W) x 10mm (T)
PVC Pipe 100mm Ø 4.2-6.6mm wall thickness	100mm FFC Collar	
PVC Pipe 110mm Ø 4.2-6.6mm wall thickness	110mm FFC Collar	
PVC Pipe 125mm Ø 6.0mm wall thickness	125mm FFC Collar	40mm (W) x 12mm (T)
PVC Pipe 140mm Ø 6.1-7.5mm wall thickness	140mm FFC Collar	
PVC Pipe 160mm Ø 6.2-9.5mm wall thickness	160mm FFC Collar	

Penetration Specification	Collar Reference	Intumescent Material
PP Pipe 32mm Ø 2.9mm wall thickness	32mm FFC Collar	30mm (W) x 4mm (T)
PP Pipe 40mm Ø 2.9mm wall thickness	40mm FFC Collar	
PP Pipe 50mm Ø 2.9mm wall thickness	50mm FFC Collar	
PP Pipe 55mm Ø 2.9-4.4mm wall thickness	55mm FFC Collar	30mm (W) x 6mm (T)
PP Pipe 63mm Ø 2.9-4.4mm wall thickness	63mm FFC Collar	
PP Pipe 75mm Ø 2.8-6.7mm wall thickness	75mm FFC Collar	30mm (W) x 8mm (T)
PP Pipe 82mm Ø 2.8-6.7mm wall thickness	82mm FFC Collar	
PP Pipe 90mm Ø 2.7-10.0mm wall thickness	90mm FFC Collar	30mm (W) x 10mm (T)
PP Pipe 100mm Ø 2.7-10.0mm wall thickness	100mm FFC Collar	
PP Pipe 110mm Ø 2.7-10.0mm wall thickness	110mm FFC Collar	
PP Pipe 125mm Ø 3.1mm wall thickness	125mm FFC Collar	40mm (W) x 12mm (T)
PP Pipe 140mm Ø 3.5-8.0mm wall thickness	140mm FFC Collar	
PP Pipe 160mm Ø 4.0-14.6mm wall thickness	160mm FFC Collar	

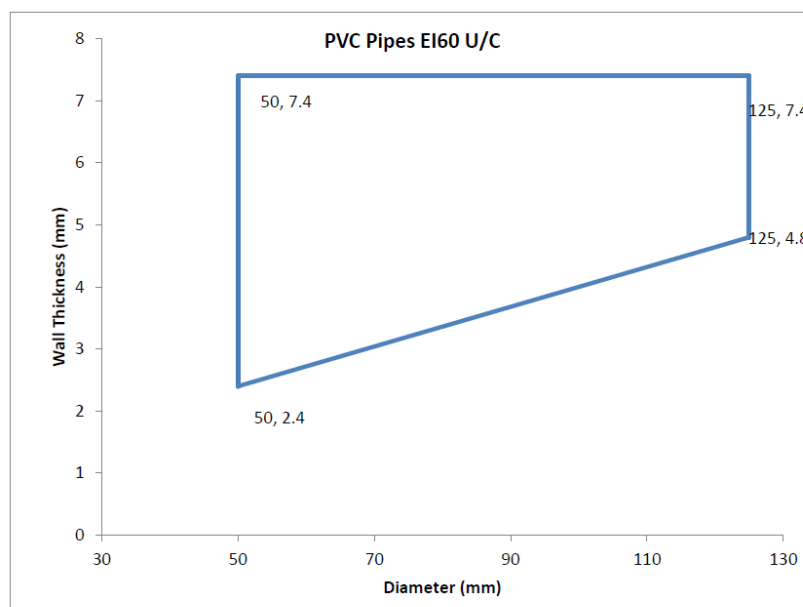
Penetration Specification	Collar Reference	Intumescent Material
PE Pipe 32mm Ø 2.9mm wall thickness	32mm FFC Collar	30mm (W) x 4mm (T)
PE Pipe 40mm Ø 2.9mm wall thickness	40mm FFC Collar	
PE Pipe 50mm Ø 2.9mm wall thickness	50mm FFC Collar	
PE Pipe 55mm Ø 2.9-4.4mm wall thickness	55mm FFC Collar	30mm (W) x 6mm (T)
PE Pipe 63mm Ø 2.9-4.4mm wall thickness	63mm FFC Collar	
PE Pipe 75mm Ø 2.8-6.7mm wall thickness	75mm FFC Collar	30mm (W) x 8mm (T)
PE Pipe 82mm Ø 2.8-6.7mm wall thickness	82mm FFC Collar	
PE Pipe 90mm Ø 2.7-10.0mm wall thickness	90mm FFC Collar	30mm (W) x 10mm (T)
PE Pipe 100mm Ø 2.7-10.0mm wall thickness	100mm FFC Collar	
PE Pipe 110mm Ø 2.7-10.0mm wall thickness	110mm FFC Collar	
PE Pipe 125mm Ø 3.1mm wall thickness	125mm FFC Collar	40mm (W) x 12mm (T)
PE Pipe 140mm Ø 3.9-5.8mm wall thickness	140mm FFC Collar	
PE Pipe 160mm Ø 4.9-9.5mm wall thickness	160mm FFC Collar	

Construction details:

- Double layer of fischer FCPS Coated Panel System (50mm) installed internally within the wall.
- Max. Aperture size 750mm wide x 1100mm high
- First service support 400mm from both faces of the substrate

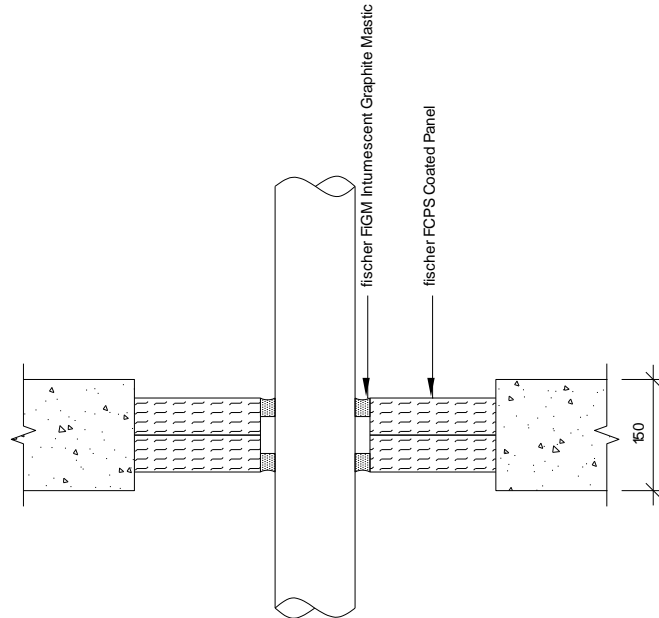


Service(s)	fischer FiGM Intumescent Graphite Mastic	Classification
Pipe diameters as below	20mm annulus, 25mm deep both faces of the fischer FCPS Coated Panel System	See graphs below



Construction details:

- Double layer of fischer FCPS Coated Panel System (50mm) installed internally within the wall.
- Max. Aperture size 1000mm wide x 1500mm high
- First service support 400mm from both faces of the substrate



Service(s)	fischer FiGM Intumescent Graphite Mastic	Classification
Pipe diameters as below	20mm annulus, 25mm deep both faces of the fischer FCPS Coated Panel System	See graphs below

